

US00D499592S

(12) **United States Design Patent**
Sale, Jr.

(10) **Patent No.: US D499,592 S**

(45) **Date of Patent: ** Dec. 14, 2004**

(54) **MULTI-STEP OVAL ROSETTE MOUNTING BRACKET**

D477,168 S * 7/2003 Greenspon D6/524
D481,234 S * 10/2003 Lai D6/524

(75) Inventor: **Kenneth Martin Sale, Jr.**, Pacifica, CA (US)

(73) Assignee: **Sale Builders Hardware, Ltd.**, South San Francisco, CA (US)

(**) Term: **14 Years**

(21) Appl. No.: **29/186,728**

(22) Filed: **Jul. 23, 2003**

(51) **LOC (7) Cl. 06-04**

(52) **U.S. Cl. D6/550**

(58) **Field of Search** D6/546-550, 518-519, D6/522-524; D8/300, 303, 315-321; 108/28-29; 211/13.1, 16, 60.1, 86.01, 87.01, 88.01, 88.04, 100, 105.1-105.2, 123, 181.1, 182; 248/175, 176.1, 251, 302; 16/110.1, 412, 415; 242/570, 590, 595-598

(56) **References Cited**

U.S. PATENT DOCUMENTS

D317,691 S	*	6/1991	Wang	D6/550
D405,995 S	*	2/1999	Harris	D6/524
D439,087 S	*	3/2001	Fuchs	D6/524
D453,433 S	*	2/2002	Gilbert et al.	D6/524
D462,554 S	*	9/2002	Fuchs	D6/550
D466,347 S	*	12/2002	Chen	D6/550
D466,350 S	*	12/2002	Tai	D6/550

OTHER PUBLICATIONS

Page 2 of Better Home Products catalog featuring Embarcadero Collection (7800 Series). <http://www.betterhomeproducts.com/Web_Page_Project/catalogpg2-p.html>.

Page 3 of Better Home Products catalog featuring "Embarcadero III Collection" (9800 Series—Chrome & Brass Combination). <http://www.betterhomeproducts.com/Web_Page_Project/catalogpg3-p.html>.

* cited by examiner

Primary Examiner—Brian N Vinson

(74) *Attorney, Agent, or Firm*—Fitzpatrick, Cella, Harper & Scinto

(57) **CLAIM**

The ornamental design for a multi-step oval rosette mounting bracket, as shown and described.

DESCRIPTION

FIG. 1 is a perspective view of a multi-step oval rosette mounting bracket showing my new design;

FIG. 2 is a front view thereof;

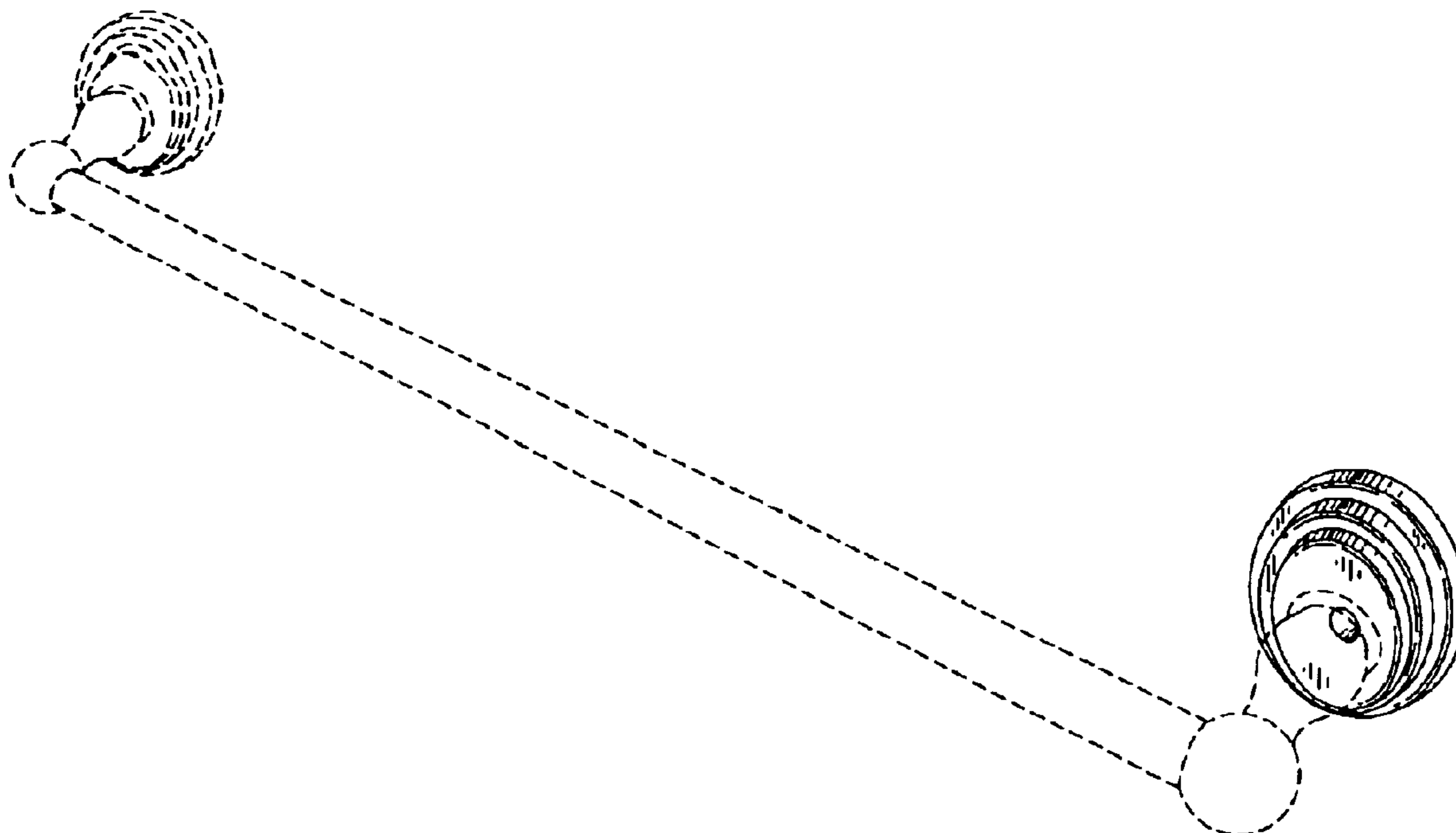
FIG. 3 is a side view thereof;

FIG. 4 is a bottom view thereof; and,

FIG. 5 is a backside view thereof.

The broken lines, which define the bounds of the invention, form no part thereof.

1 Claim, 1 Drawing Sheet



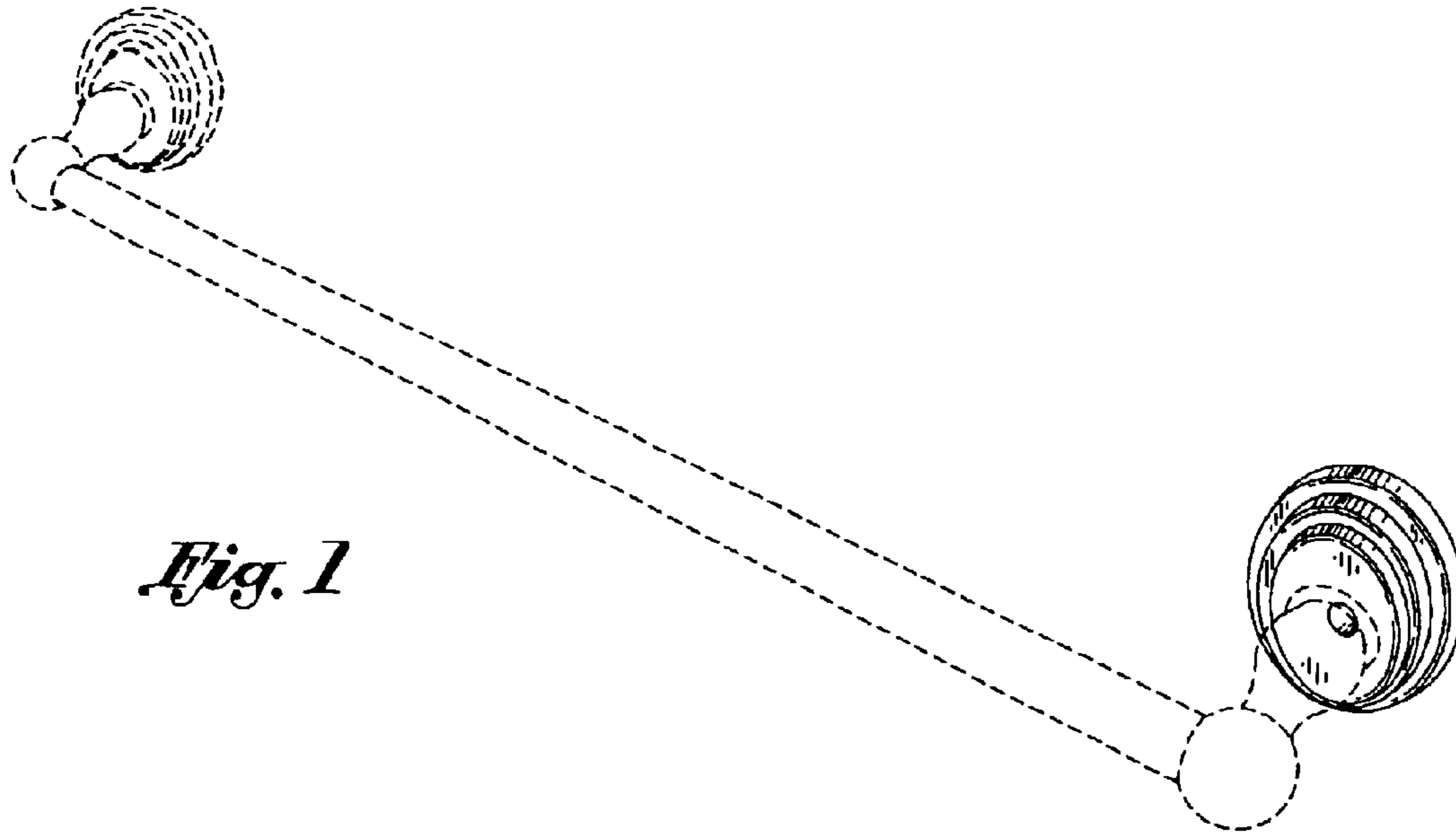


Fig. 1

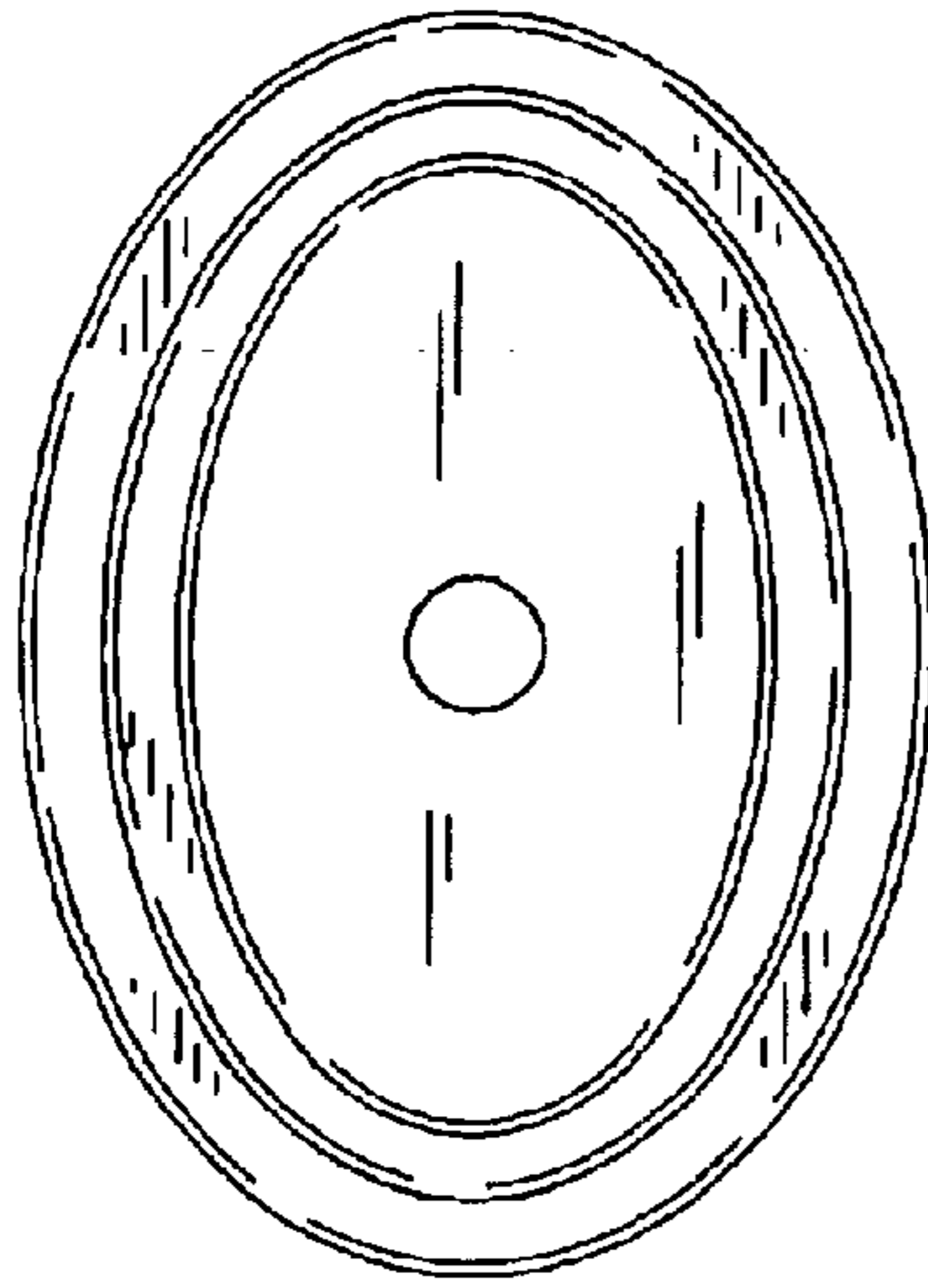


Fig. 2



Fig. 3

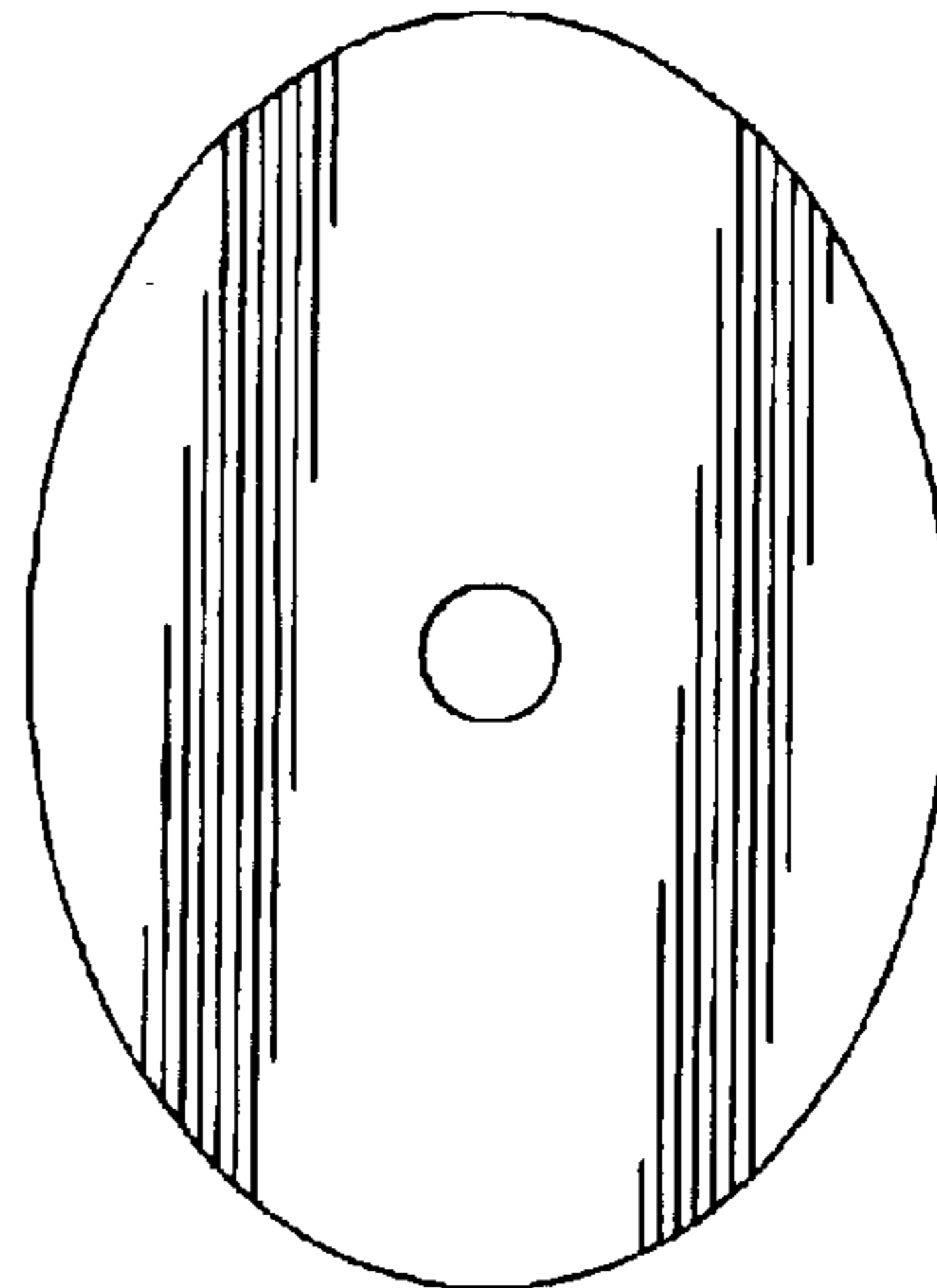


Fig. 5



Fig. 4