

US00D499585S

(12) **United States Design Patent**
Williams et al.

(10) **Patent No.:** **US D499,585 S**
(45) **Date of Patent:** **** Dec. 14, 2004**

(54) **LEG FOR FURNITURE**

(75) Inventors: **David Alun Williams**, London (GB);
Richard Michael Bedwell,
Borehamwood (GB)

(73) Assignee: **TK Canada Limited**, Toronto (CA)

(**) Term: **14 Years**

(21) Appl. No.: **29/192,092**

(22) Filed: **Oct. 17, 2003**

(30) **Foreign Application Priority Data**

Sep. 17, 2003 (CA) 104289

(51) **LOC (7) Cl.** **06-06**

(52) **U.S. Cl.** **D6/496**

(58) **Field of Search** D6/480-489, 495-499,
D6/429; 108/150, 153.1, 155, 156, 157.1,
161; 248/188, 188.1, 188.8

(56) **References Cited**

U.S. PATENT DOCUMENTS

D401,788 S * 12/1998 Hellwig et al. D6/480

D444,969 S * 7/2001 Erickson et al. D6/495
D476,512 S * 7/2003 Glass D6/495
2004/0129844 A1 * 7/2004 Doyle 248/188.8

* cited by examiner

Primary Examiner—Janice E. Seeger

(74) *Attorney, Agent, or Firm*—Michael Best & Friedrich
LLP

(57) **CLAIM**

The ornamental Design for a leg for furniture, as shown.

DESCRIPTION

FIG. 1 is a three-quarter perspective view from above of the leg for furniture in accordance with said Design;

FIG. 2 is a front elevational view;

FIGS. 3 and 4 are right and left side elevational views respectively corresponding to FIG. 1;

FIG. 5 is a rear elevational view; and,

FIGS. 6 and 7 are top and bottom plan views respectively.

1 Claim, 2 Drawing Sheets




FIG. 1.



FIG. 2.

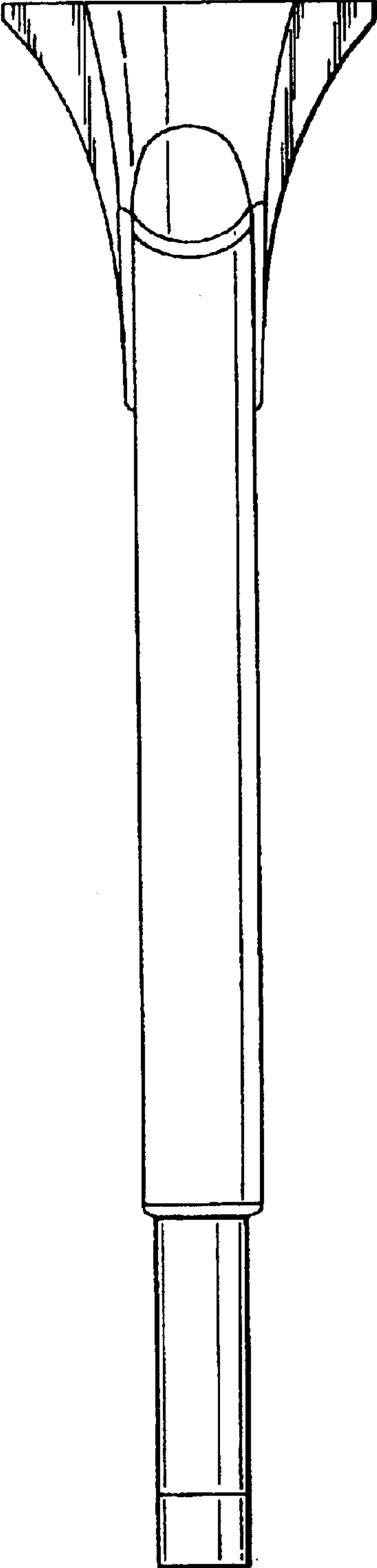


FIG. 3.




FIG. 4.




FIG. 5.

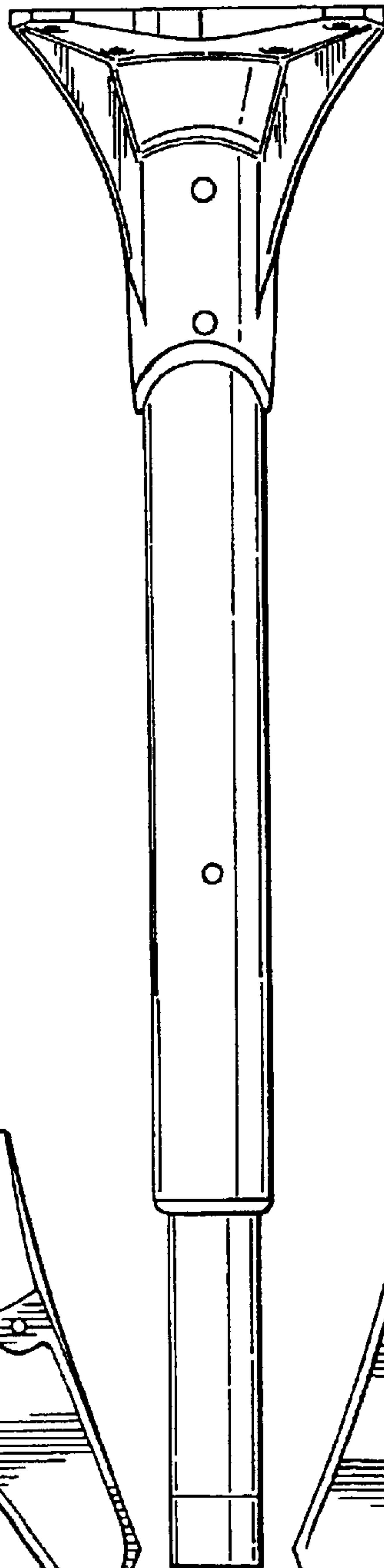


FIG. 6.

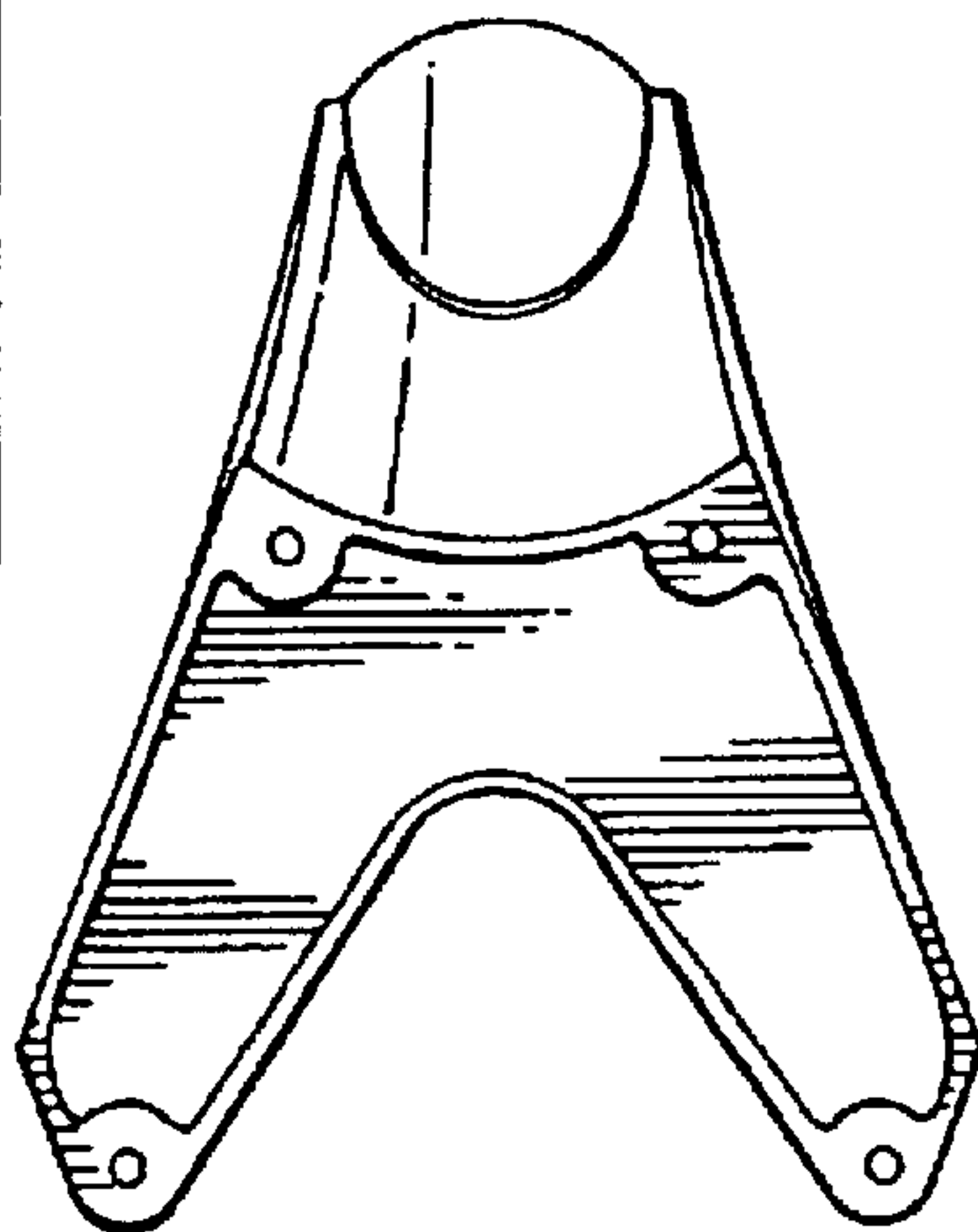


FIG. 7.

