

US00D499581S

(12) **United States Design Patent**  
**McDaniel et al.**

(10) **Patent No.: US D499,581 S**

(45) **Date of Patent: \*\* Dec. 14, 2004**

(54) **ARMOIRE**

D460,636 S \* 7/2002 Stanton ..... D6/439  
D465,944 S \* 11/2002 Jackson ..... D6/446

(75) Inventors: **Thomas M. McDaniel**, Morganton, NC  
(US); **D. Scott Coley**, Morganton, NC  
(US)

**OTHER PUBLICATIONS**

Ethan Allen British Classics Video Cabinet, 2002, p. 126.\*  
Photocopy of a cabinet; date and author unknown.

(73) Assignee: **Durham Furniture Corporation**,  
Canfield, OH (US)

\* cited by examiner

(\*\*) Term: **14 Years**

*Primary Examiner*—Cathron Brooks

(21) Appl. No.: **29/192,648**

(74) *Attorney, Agent, or Firm*—MacCord Mason PLLC

(22) Filed: **Oct. 28, 2003**

(57) **CLAIM**

The ornamental design an armoire, as shown and described.

(51) **LOC (7) Cl.** ..... **06-04**

**DESCRIPTION**

(52) **U.S. Cl.** ..... **D6/446**

FIG. 1 is a front perspective view of an armoire showing my  
new design;

(58) **Field of Search** ..... D6/436–439, 446,  
D6/470; 312/204

FIG. 2 is a front view thereof;

(56) **References Cited**

**U.S. PATENT DOCUMENTS**


D371,019 S \* 6/1996 Walters et al. .... D6/439  
D403,893 S \* 1/1999 Welborn, Jr. .... D6/439  
D411,060 S \* 6/1999 Horn ..... D6/445  
D420,530 S \* 2/2000 Cain ..... D6/439  
D434,580 S \* 12/2000 Freedberg ..... D6/445

FIG. 3 is a side view, the opposite side being a mirror image  
thereof; and,

FIG. 4 is an enlarged perspective view of one of the drawer  
pull areas shown in FIGS. 1 and 2.

The broken lines showing the hardware is for illustrative  
purposes only and forms no part of the claimed design.

**1 Claim, 4 Drawing Sheets**






FIG. 1




FIG. 2

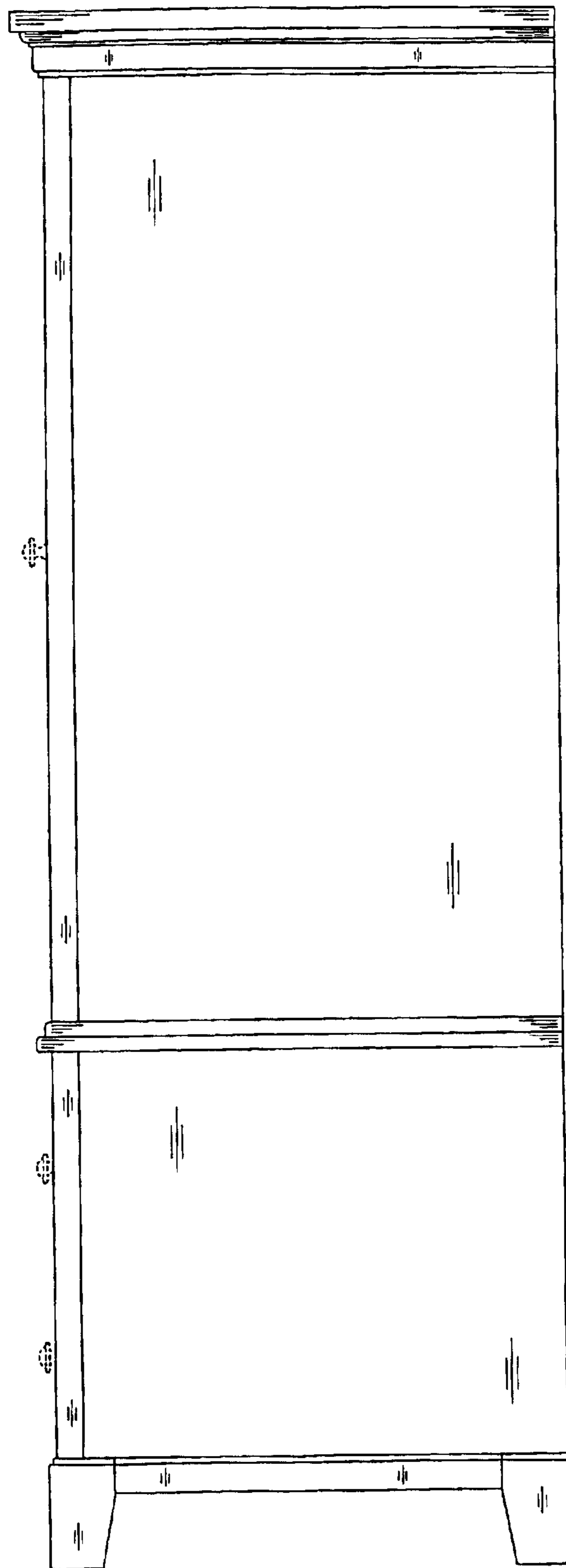
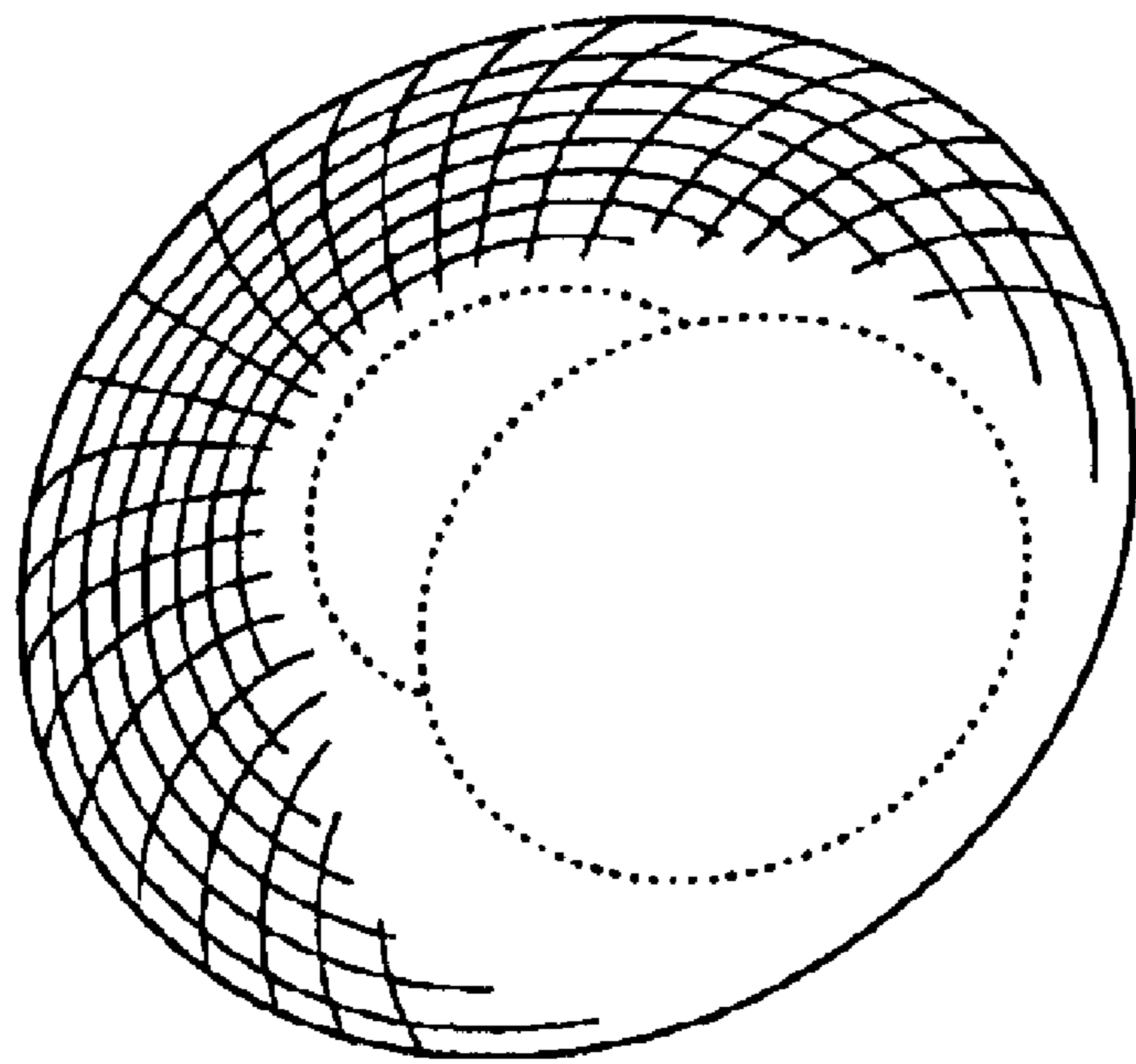


FIG. 3



**FIG. 4**