

US00D499579S

(12) **United States Design Patent**
Dortch

(10) **Patent No.:** **US D499,579 S**
(45) **Date of Patent:** **** Dec. 14, 2004**

(54) **ARMOIRE**
(75) Inventor: **Richard Dortch**, Martinsville, VA (US)
(73) Assignee: **American Furniture Company, Incorporated**, Martinsville, VA (US)
(**) Term: **14 Years**

D435,983 S * 1/2001 Zaidman D6/436

* cited by examiner

Primary Examiner—Cathron Brooks
(74) *Attorney, Agent, or Firm*—John M. Harrington;
Kilpatrick Stockton LLP

(21) Appl. No.: **29/190,490**
(22) Filed: **Sep. 22, 2003**

(57) **CLAIM**

I claim the ornamental design for armoire, as shown and described.

(51) **LOC (7) Cl.** **06-04**
(52) **U.S. Cl.** **D6/439; D6/446**
(58) **Field of Search** D6/436, 438, 439,
D6/446, 470; 312/204

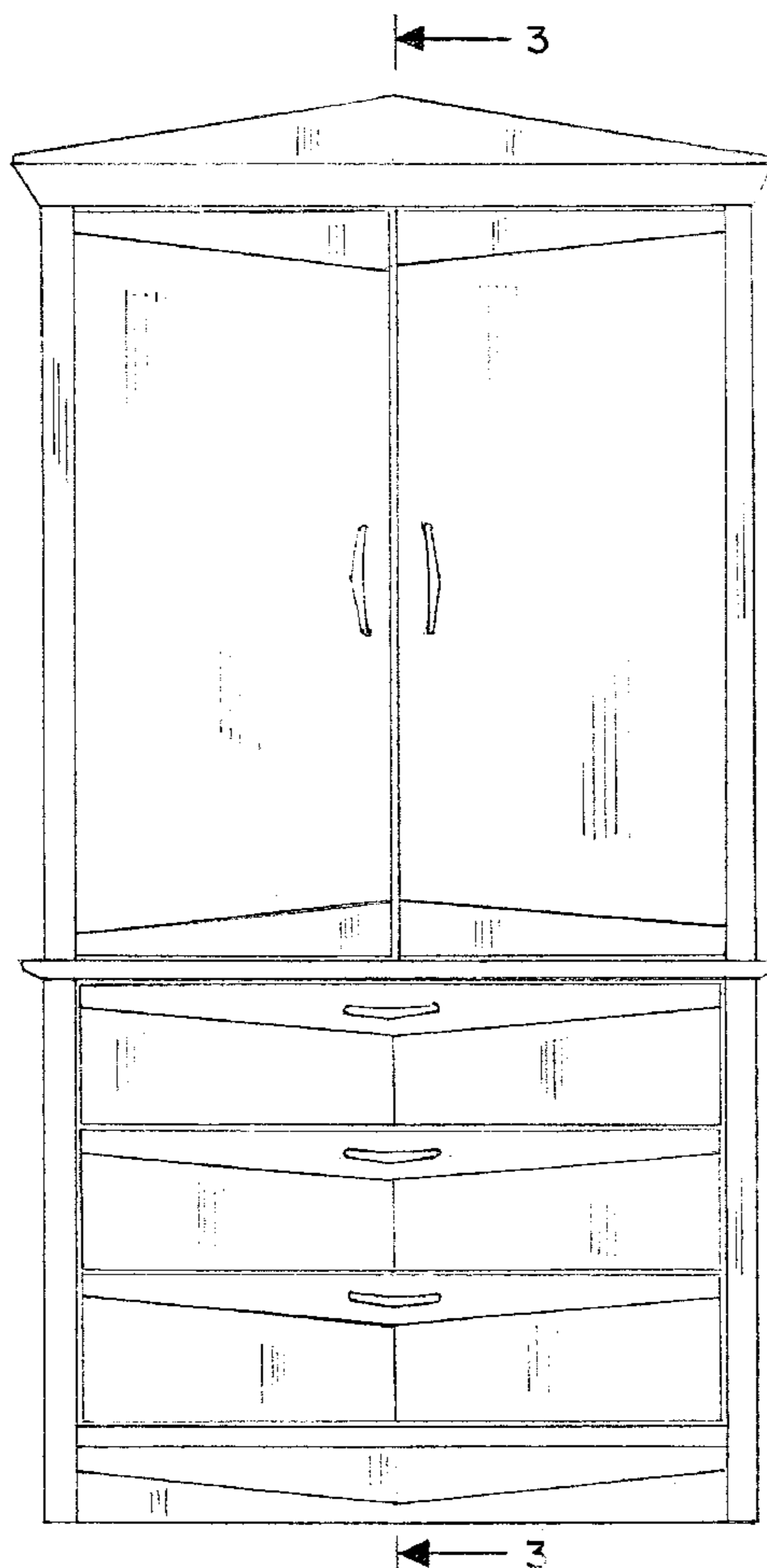
DESCRIPTION

FIG. 1 is a front view of the armoire of the present invention. FIG. 2 is a right side view of the armoire of the present invention, the left side being a mirror image. FIG. 3 is a cross sectional view taken along line 3—3 of FIG. 1 of the armoire of the present invention, showing the contours of the front paneling at the foot of the armoire; and, FIG. 4 is a top view of the armoire of the present invention. The broken line showing of hardware is for illustrative purposes only and forms no part of the claimed design.

(56) **References Cited**
U.S. PATENT DOCUMENTS

D179,291 S * 11/1956 Herrmann D6/448
D304,004 S * 10/1989 Azzolina D6/446
D347,748 S * 6/1994 Korch et al. D6/436
D347,749 S * 6/1994 Korch et al. D6/436

1 Claim, 2 Drawing Sheets






FIG. 4

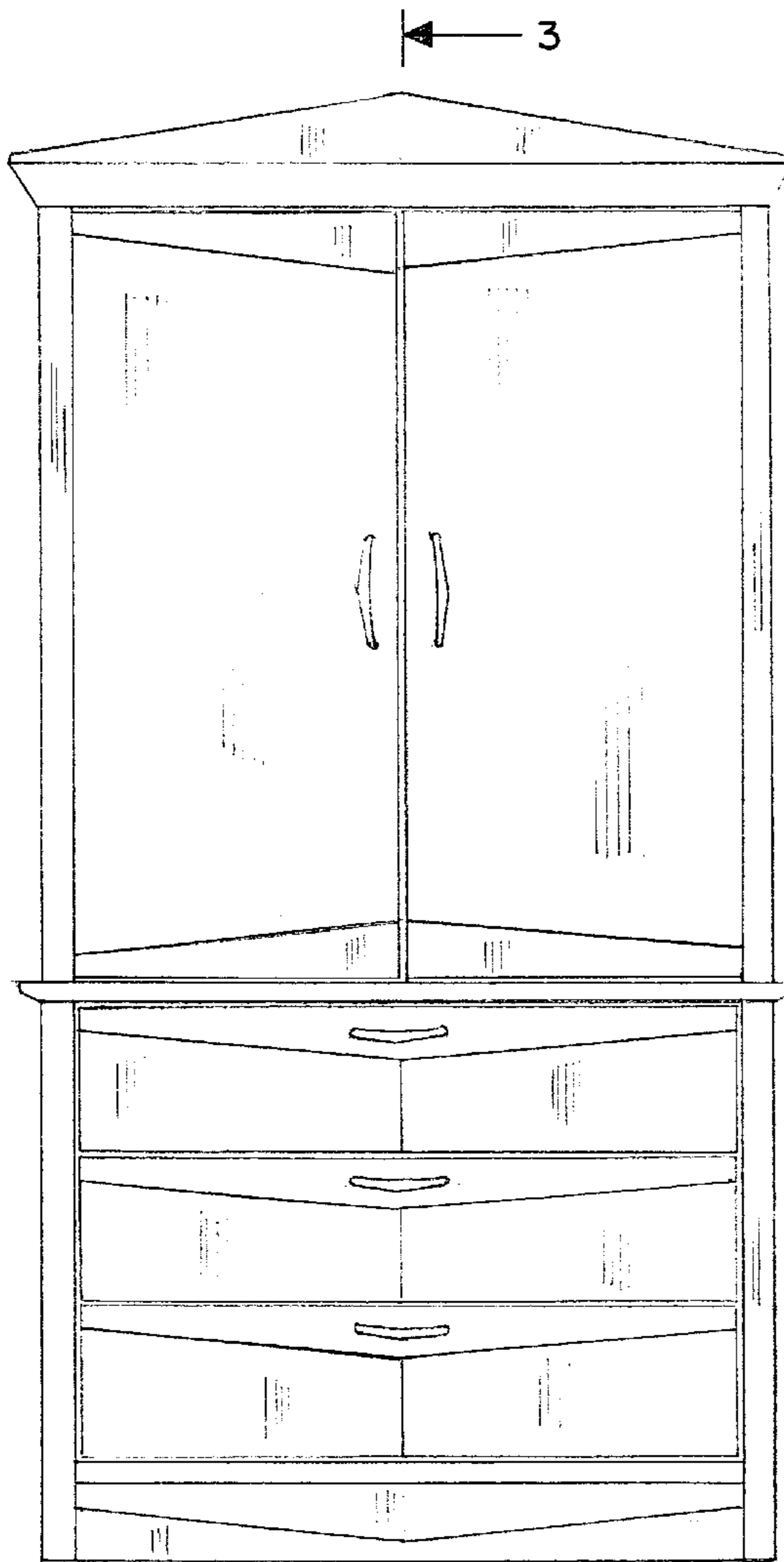


FIG. 1

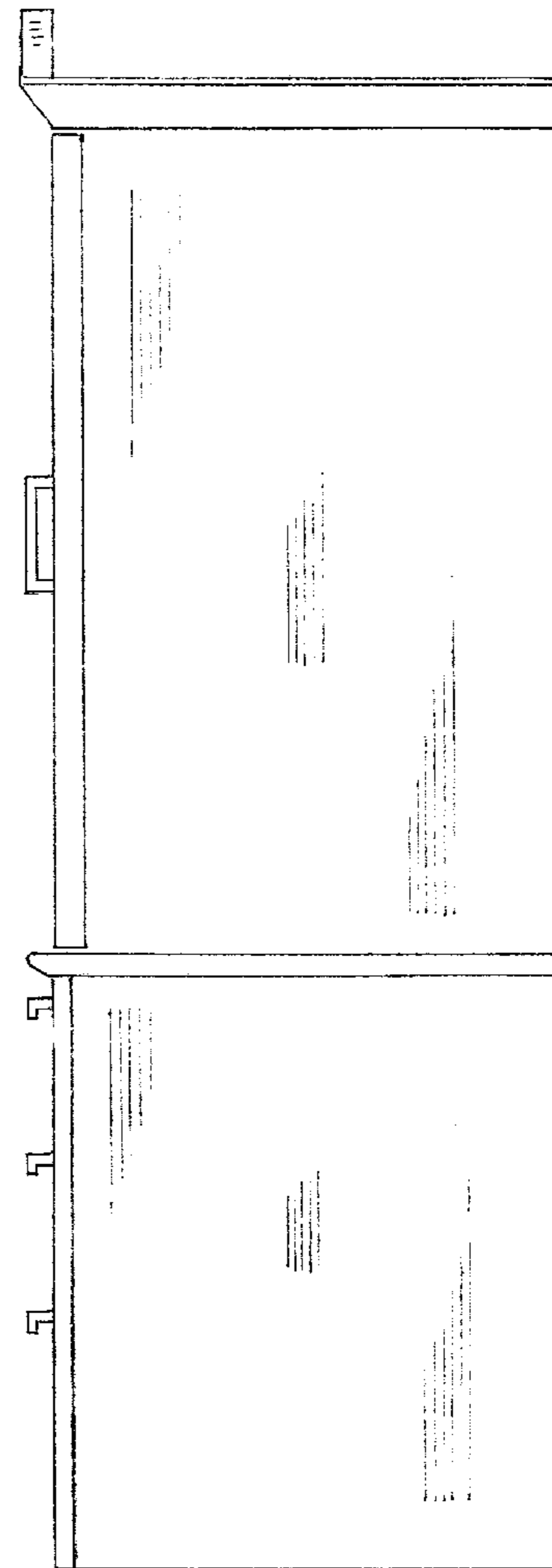


FIG. 2

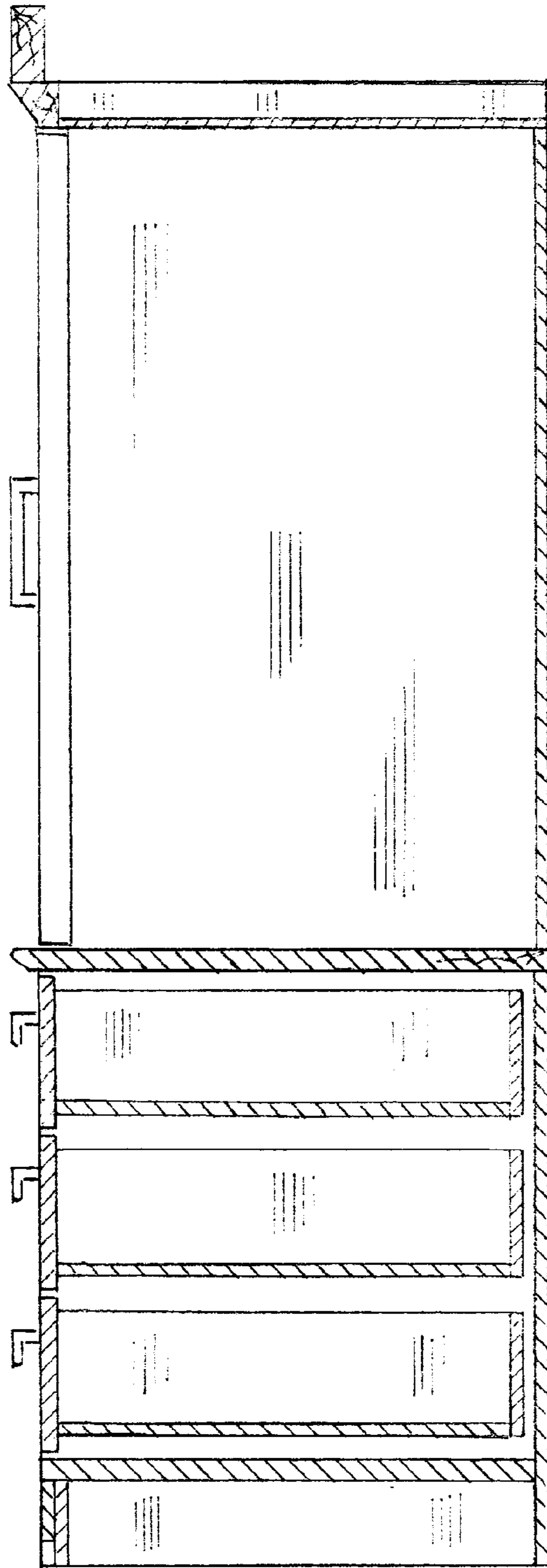


FIG. 3