



US00D499575S

(12) **United States Design Patent**  
**Chan**

(10) **Patent No.:** **US D499,575 S**

(45) **Date of Patent:** **\*\* Dec. 14, 2004**

(54) **LAP TRAY WITH LIGHT**

(76) **Inventor:** **Eddie Man-Ying Chan**, Unit 5, 9/F.,  
Tower B, Hunghom Commercial Centre,  
No. 37 Ma Tau Wai Road, Hunghom,  
Kowloon H.K. (CN)

(\*\*) **Term:** **14 Years**

(21) **Appl. No.:** **29/193,724**

(22) **Filed:** **Nov. 13, 2003**

(51) **LOC (7) Cl.** ..... **06-06**

(52) **U.S. Cl.** ..... **D6/406.3**

(58) **Field of Search** ..... D19/91, 92, 99,  
D19/100, 20, 36, 52, 65, 75, 78, 86, 88,  
90; 40/371; 108/43, 44, 49, 129, 132, 166,  
174; 206/214, 224, 371; 224/42.11, 540;  
248/166, 444, 444.1, 451, 452, 454, 460,  
463; 297/148, 153; 312/231; D6/406.1,  
406.3, 406.4, 406.5, 406.6, 310, 339, 419,  
420, 429, 449, 511; D7/545, 550.1, 554.3,  
554.4, 698; D12/415, 416, 426.1

(56) **References Cited**

**U.S. PATENT DOCUMENTS**

2,255,654 A \* 9/1941 Davis et al. .... 248/444  
2,309,800 A \* 2/1943 Uline ..... 297/148  
D236,677 S \* 9/1975 Pilger et al. .... D7/554.3

4,512,607 A \* 4/1985 Rapp ..... 108/49  
4,654,762 A \* 3/1987 Laverick ..... 206/371  
4,700,634 A \* 10/1987 Mills et al. .... 248/444  
4,892,334 A \* 1/1990 Sinclair ..... 248/444  
D349,731 S \* 8/1994 Leveen et al. .... D19/88  
5,862,933 A \* 1/1999 Neville ..... 108/43  
D414,661 S \* 10/1999 Tardif ..... D7/698  
6,041,715 A \* 3/2000 Jarke et al. .... 108/43  
6,045,108 A \* 4/2000 Cziraky ..... 248/454

\* cited by examiner

*Primary Examiner*—Joel A. Sincavage

*Assistant Examiner*—T. Chase Nelson

(74) *Attorney, Agent, or Firm*—Alix, Yale & Ristas, LLP

(57) **CLAIM**

The ornamental design for a lap tray with light, as shown and described.

**DESCRIPTION**

FIG. 1 is a perspective view of a lap tray with light showing my new design;

FIG. 2 is a top plan view thereof;

FIG. 3 is a bottom plan view thereof;


FIG. 4 is a rear view thereof;

FIG. 5 is a front perspective view thereof;

FIG. 6 is a left side perspective view thereof; and,

FIG. 7 is a right perspective view thereof.

**1 Claim, 5 Drawing Sheets**






FIG. 1

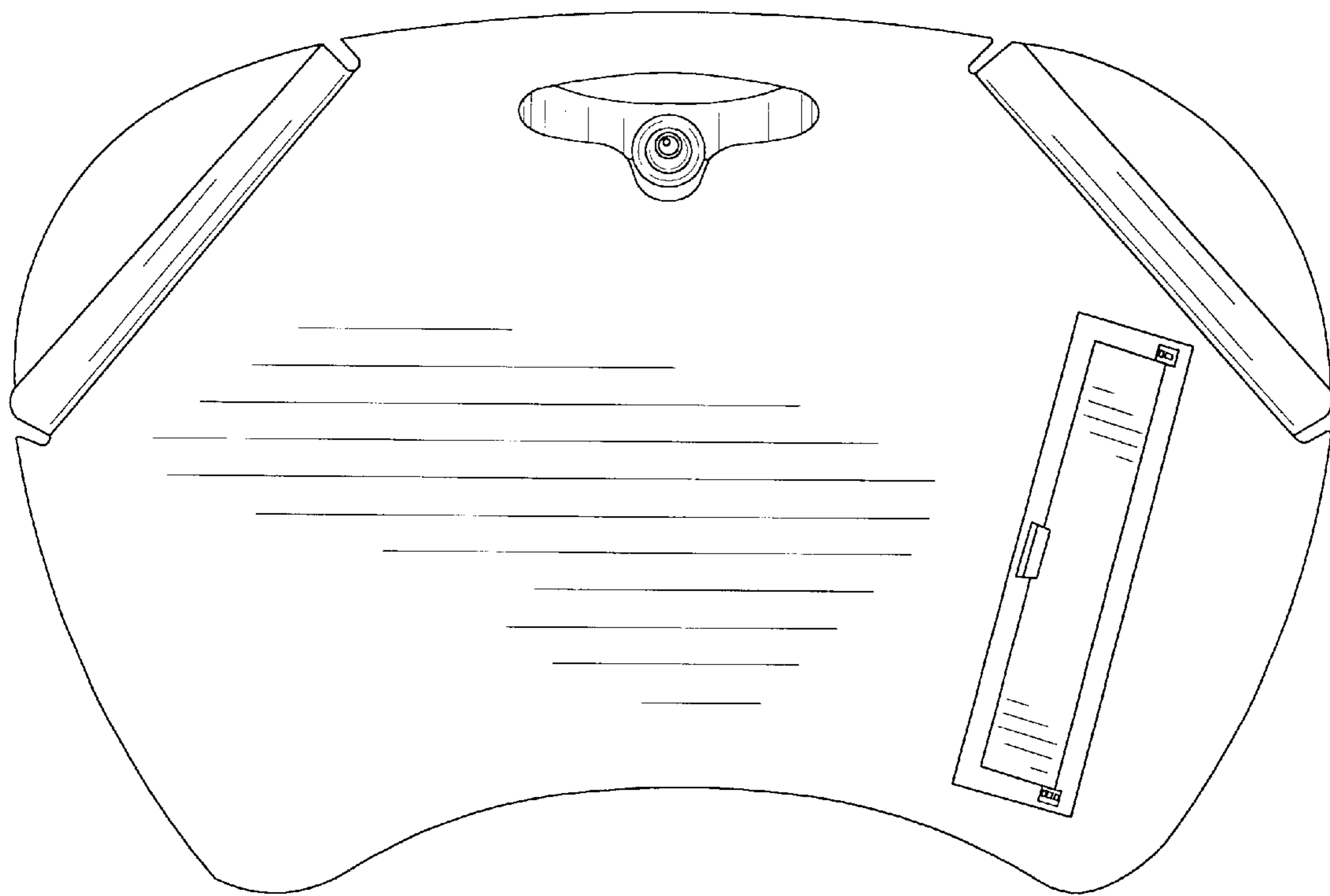


FIG. 2

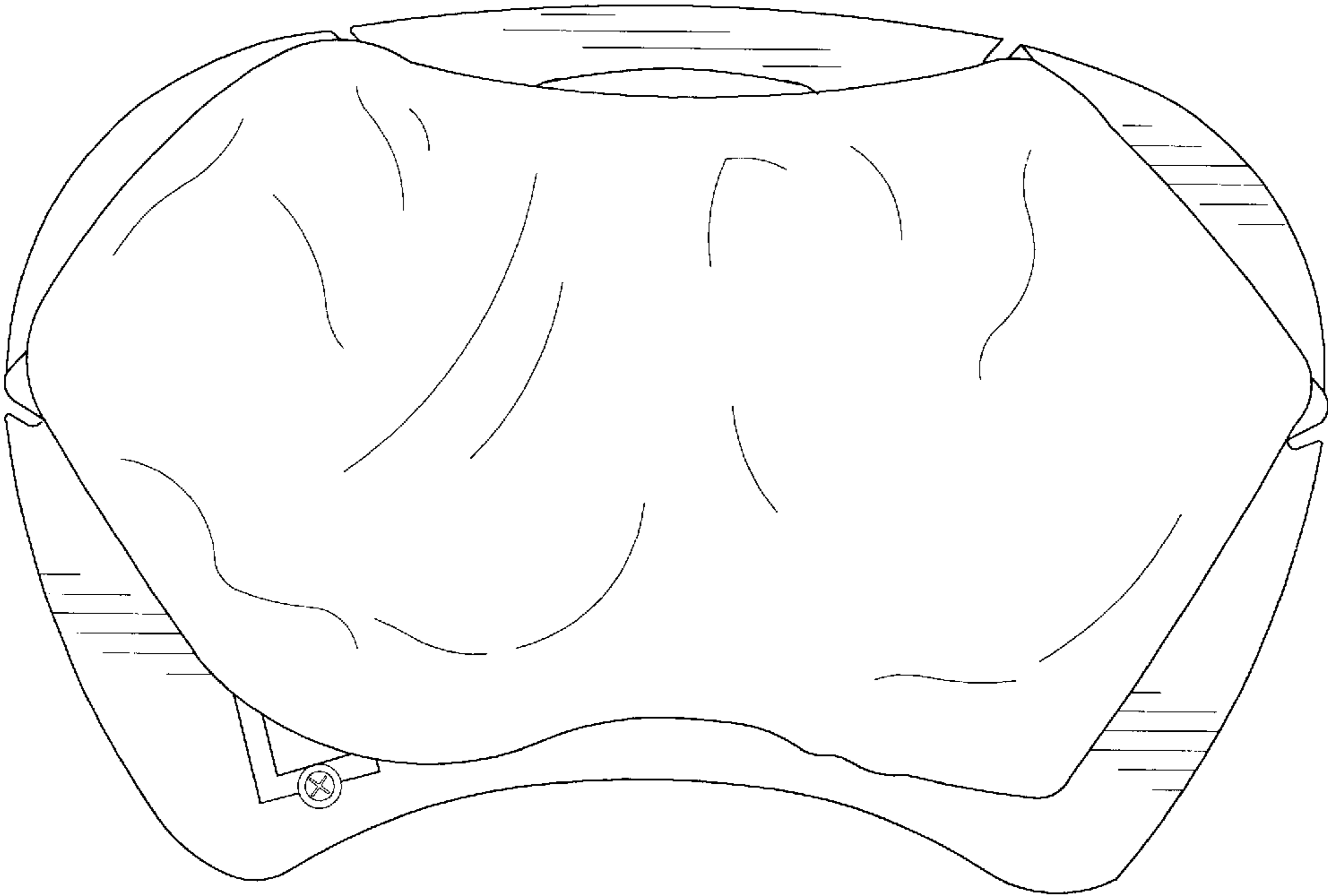
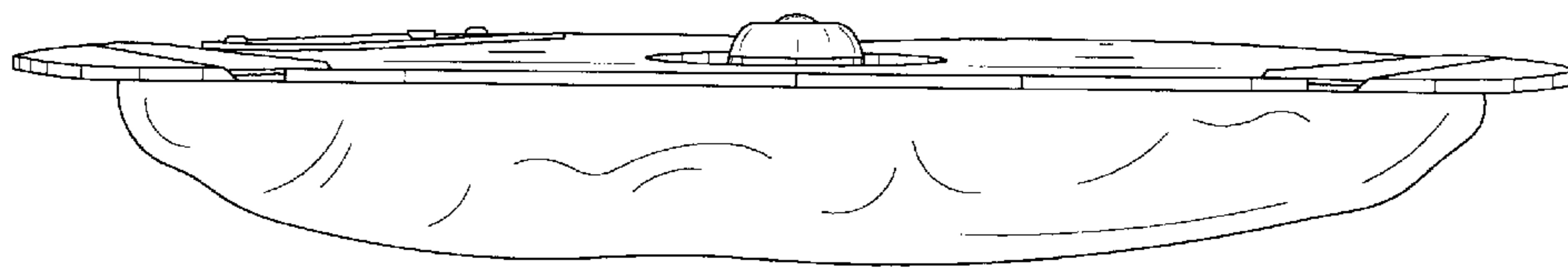
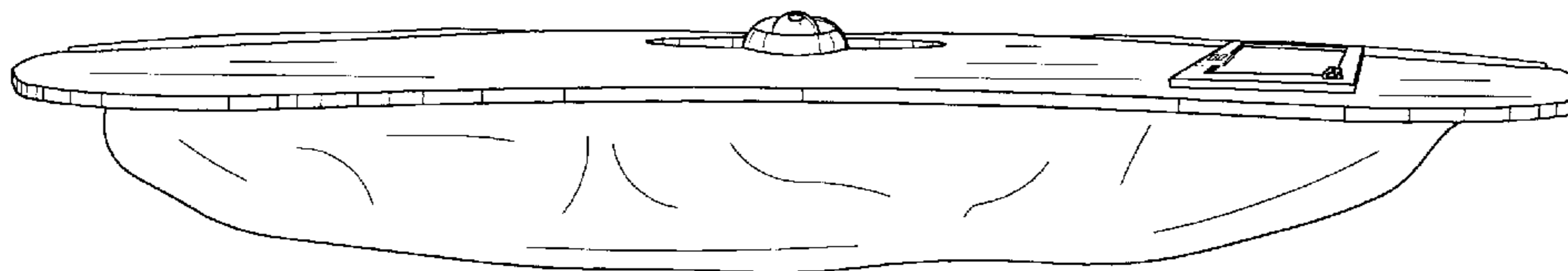


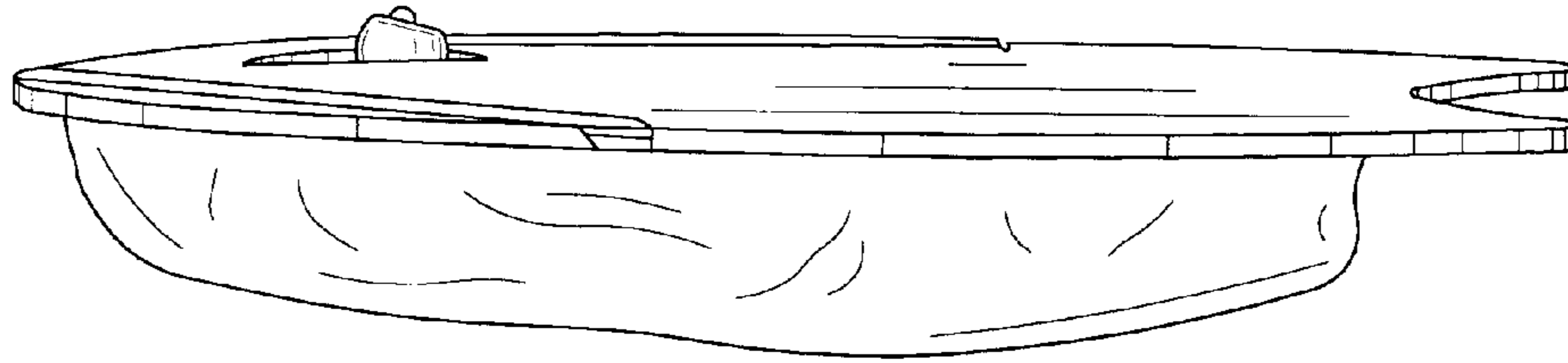
FIG. 3



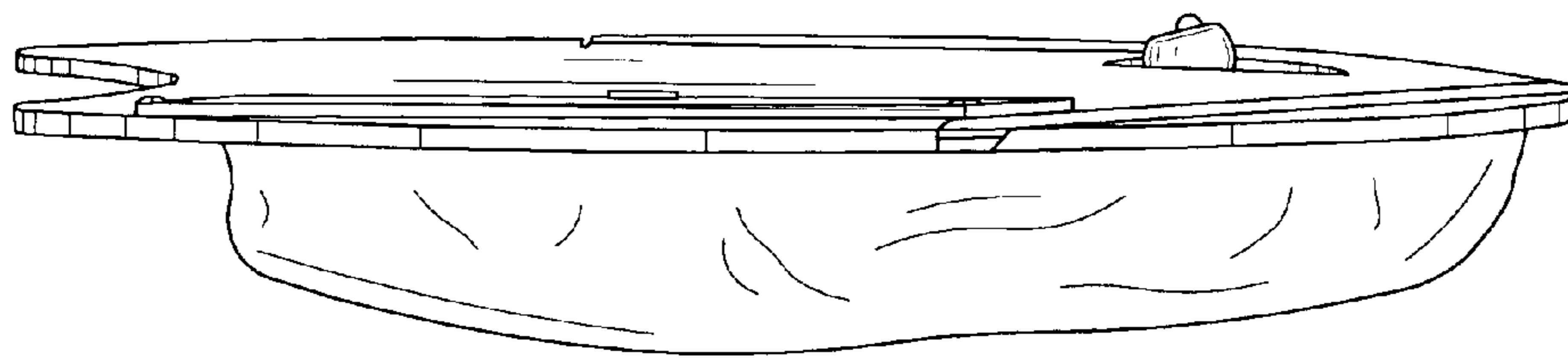
**FIG. 4**



**FIG. 5**



**FIG. 6**



**FIG. 7**