



US00D499556S

(12) **United States Design Patent**
Hay et al.

(10) **Patent No.:** **US D499,556 S**

(45) **Date of Patent:** **** Dec. 14, 2004**

(54) **CLEANING IMPLEMENT**

(75) **Inventors:** **Christopher James Mccaughan Hay,**
Causeway Bay (HK); **Edwin Chan,**
Brooklyn, NY (US)

(73) **Assignee:** **Hayco Manufacturing Limited,**
Causeway Bay (HK)

(**) **Term:** **14 Years**

(21) **Appl. No.:** **29/200,395**

(22) **Filed:** **Feb. 27, 2004**

(51) **LOC (7) Cl.** **04-99**

(52) **U.S. Cl.** **D4/199**

(58) **Field of Search** D4/135, 199; D32/50;
15/146, 159.1, 160, 168, 171, 174, 175,
176.1, 176.2, 177

(56) **References Cited**

U.S. PATENT DOCUMENTS

D269,649	S	*	7/1983	Jones et al.	D4/135
D346,905	S	*	5/1994	Berti	D4/199
6,393,649	B1	*	5/2002	Cochrane	15/175
D473,057	S	*	4/2003	Chan	D4/199
D487,847	S	*	3/2004	Vosbikian	D4/132
6,709,189	B1	*	3/2004	Spooner	15/146 X
2004/0148720	A1	*	8/2004	Laux et al.		

* cited by examiner

Primary Examiner—Holly Baynham
Assistant Examiner—Lavone D. Tabor

(74) *Attorney, Agent, or Firm*—Burns, Doane, Swecker & Mathis, L.L.P.

(57) **CLAIM**



The ornamental design for “cleaning implement,” as shown and described.

DESCRIPTION

FIG. 1 is a perspective view showing a first embodiment of a “cleaning implement” incorporating the design;
 FIG. 2 is a front view thereof;
 FIG. 3 is a rear view thereof;
 FIG. 4 is a side view thereof;
 FIG. 5 is another side view thereof;
 FIG. 6 is a top view thereof;
 FIG. 7 is a bottom view thereof;
 FIG. 8 is a perspective view showing a second embodiment of a “cleaning implement” incorporating the design;
 FIG. 9 is a front view of the cleaning implement shown in FIG. 8;
 FIG. 10 is a rear view of the cleaning implement shown in FIG. 8;
 FIG. 11 is a side view of the cleaning implement shown in FIG. 8;
 FIG. 12 is another side view of the cleaning implement shown in FIG. 8;
 FIG. 13 is a top view of the cleaning implement shown in FIG. 8; and,
 FIG. 14 is a bottom view of the cleaning implement shown in FIG. 8.

The broken lines showing bristles are for illustrative purposes only and form no part of the claimed design.

1 Claim, 14 Drawing Sheets






FIG. 1

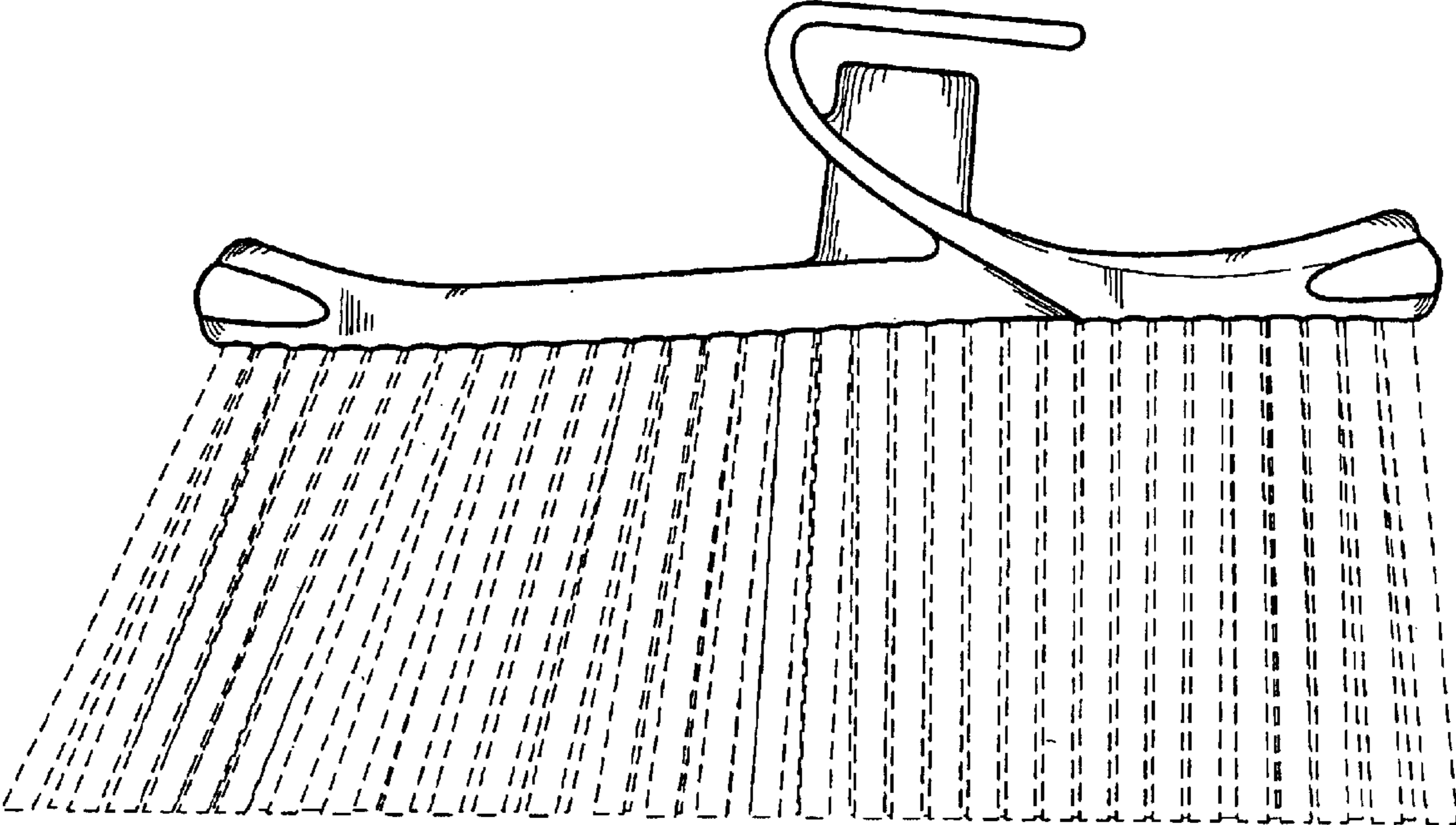


FIG. 2

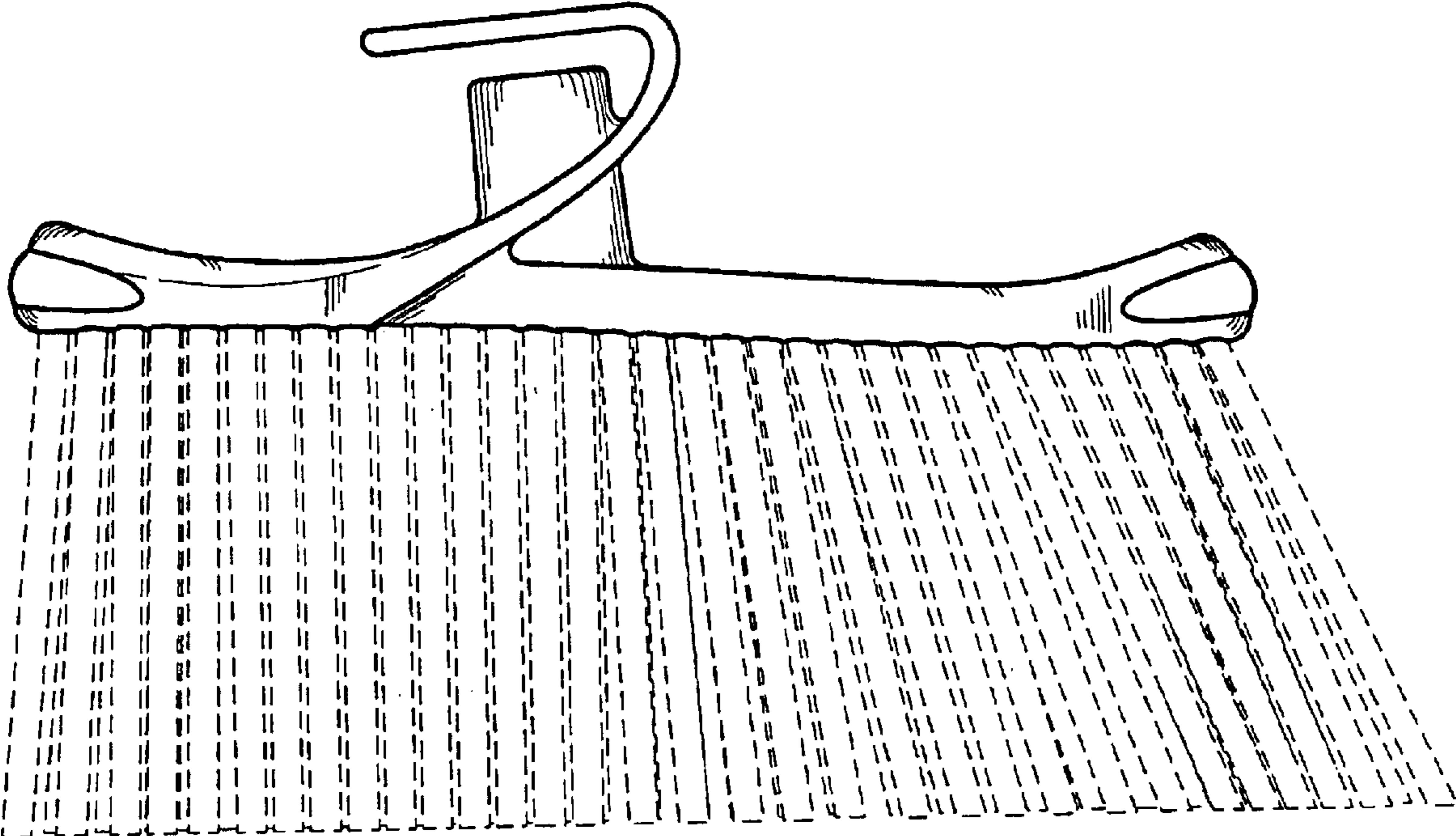


FIG. 3




FIG. 4




FIG. 5




FIG. 6




FIG. 7




FIG. 8

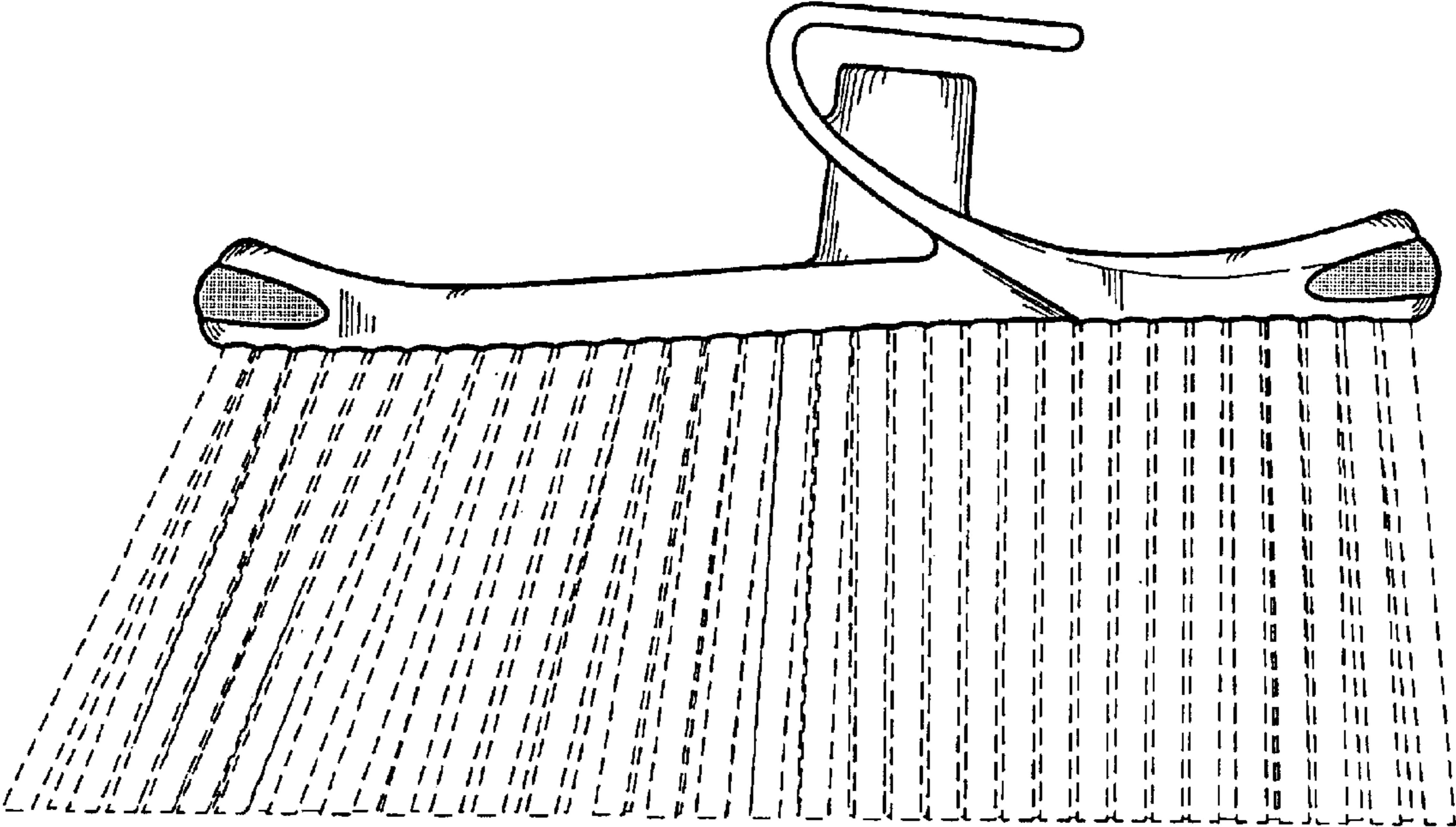


FIG. 9

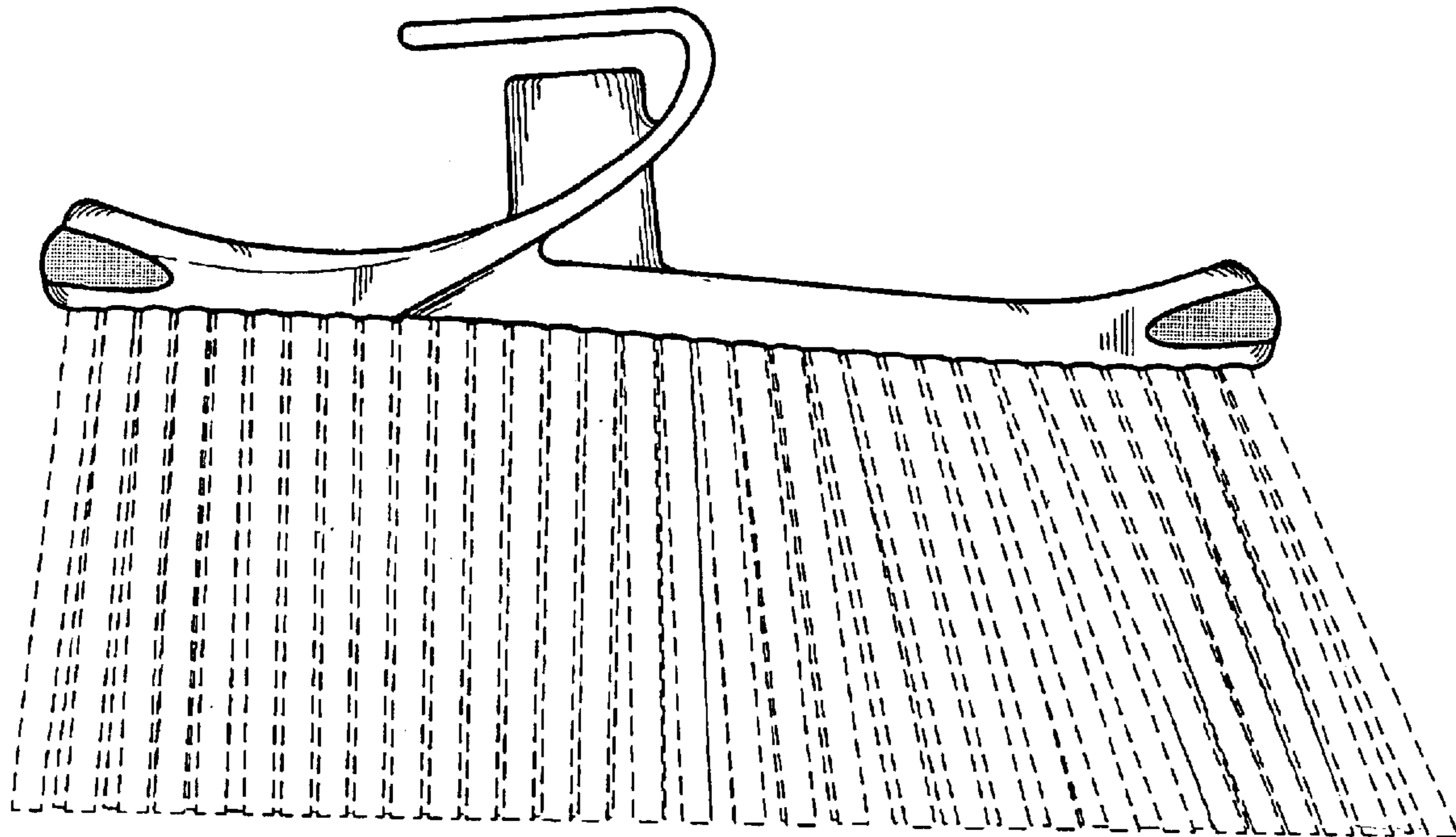


FIG. 10




FIG. 11

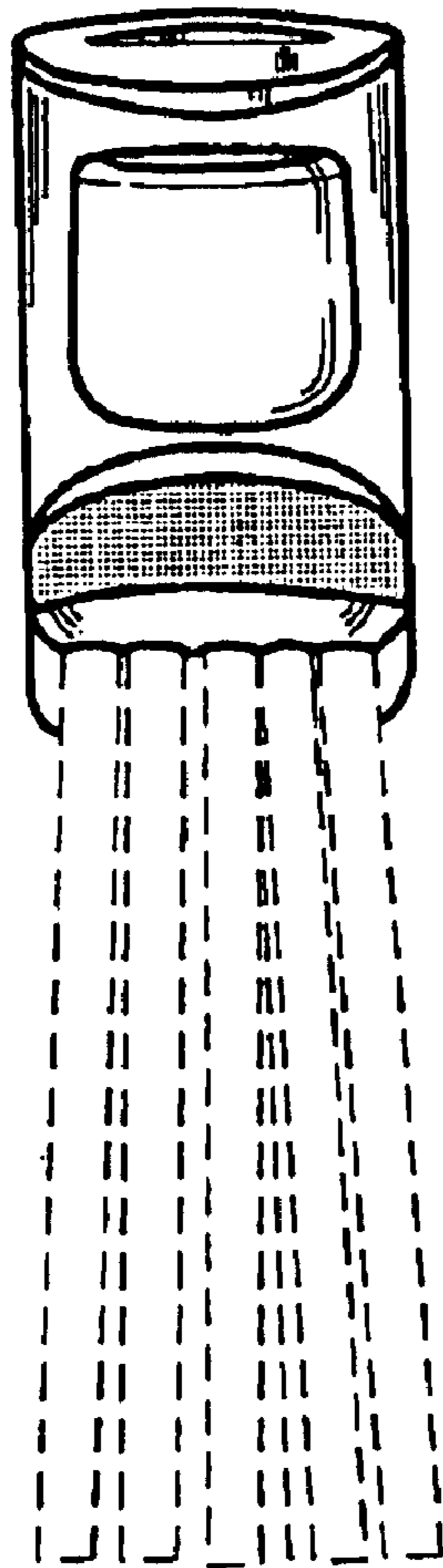


FIG. 12




FIG. 13

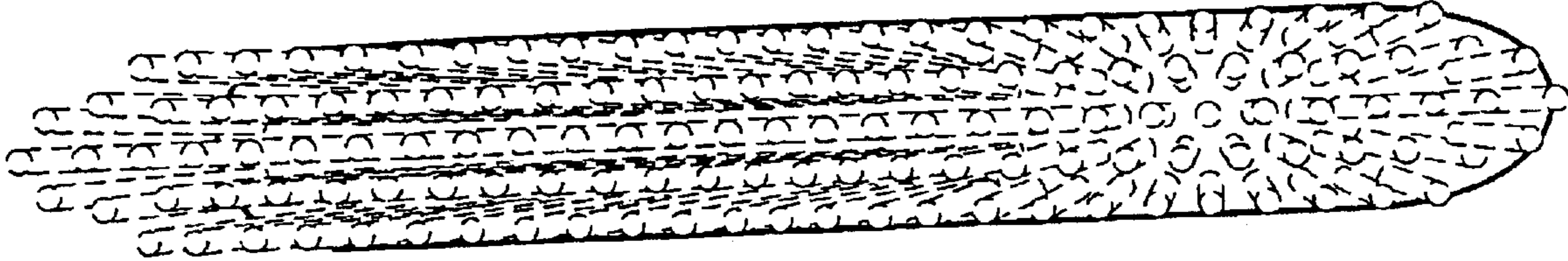


FIG. 14