

US00D499549S

(12) **United States Design Patent**  
**Rösler**

(10) **Patent No.:** **US D499,549 S**

(45) **Date of Patent:** **\*\* Dec. 14, 2004**

(54) **CASE**

(76) **Inventor:** **Peter Rösler**, Ifenweg 3, D-88239  
Wangen (DE)

(\*\*) **Term:** **14 Years**

(21) **Appl. No.:** **29/189,573**

(22) **Filed:** **Sep. 8, 2003**

(30) **Foreign Application Priority Data**

Mar. 10, 2003 (DE) ..... 403 01 971

(51) **LOC (7) Cl.** ..... **03-01**

(52) **U.S. Cl.** ..... **D3/282; D3/905**

(58) **Field of Search** ..... D3/273, 276, 281,  
D3/282, 283, 291, 294, 295, 905; 206/349,  
373, 378, 372, 377; 312/902; 211/70.6

(56) **References Cited**

**U.S. PATENT DOCUMENTS**

D250,433 S \* 11/1978 Malcolm ..... D3/282  
D262,752 S \* 1/1982 Pepicelli et al. .... D6/633  
D331,662 S \* 12/1992 Melk ..... D3/282  
D363,937 S \* 11/1995 Marks et al. .... D14/253

D400,010 S \* 10/1998 Vasudeva ..... D3/276  
D422,787 S \* 4/2000 Feng ..... D3/273  
D434,562 S \* 12/2000 Huang ..... D3/282  
D474,340 S \* 5/2003 Vasudeva ..... D3/282  
D478,725 S \* 8/2003 Vasudeva et al. .... D3/282

\* cited by examiner

*Primary Examiner*—Philip S. Hyder

(74) *Attorney, Agent, or Firm*—Frederick L. Tolhurst, Esq.;  
Cohen & Grigsby, P.C.

(57) **CLAIM**

The ornamental design for a case, as shown.

**DESCRIPTION**

FIG. 1 is an isometric view of the case showing my new design.

FIG. 2 is a front view of the case showing my new design.

FIG. 3 is a back view of the case showing my new design.

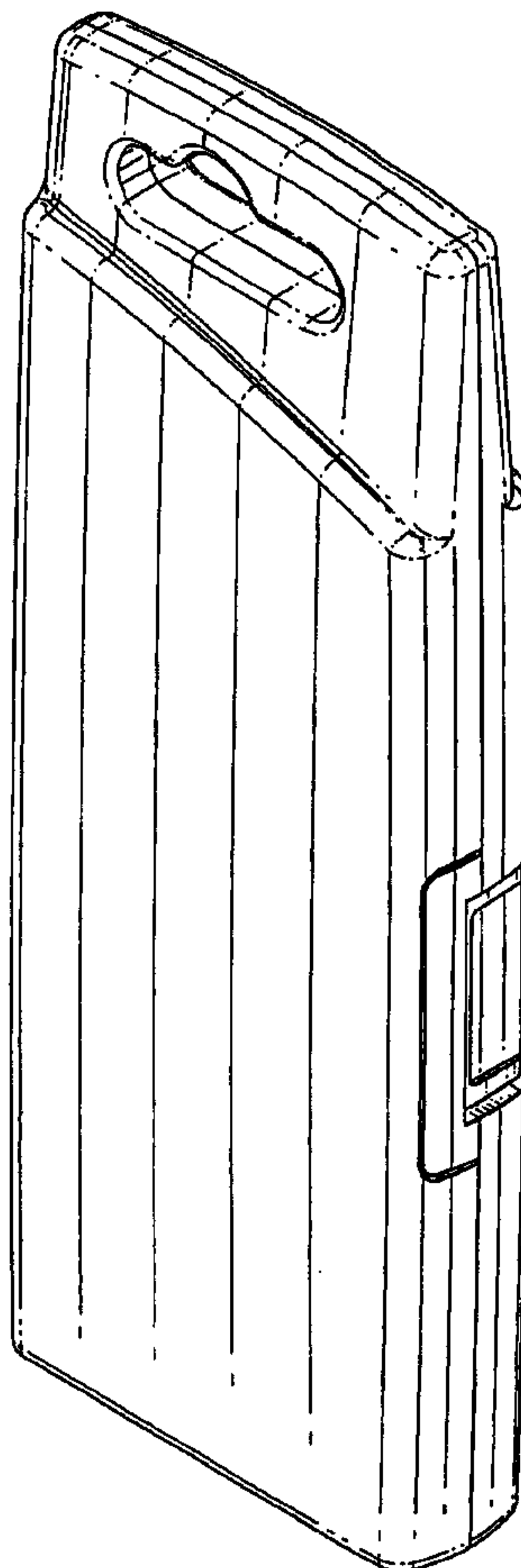
FIG. 4 is a right side view of the case showing my new design.


FIG. 5 is a left side view of the case showing my new design.

FIG. 6 is a top view of the case showing my new design; and,

FIG. 7 is a bottom view of the case showing my new design.

**1 Claim, 4 Drawing Sheets**





*FIG. 1*




FIG. 2




FIG. 4

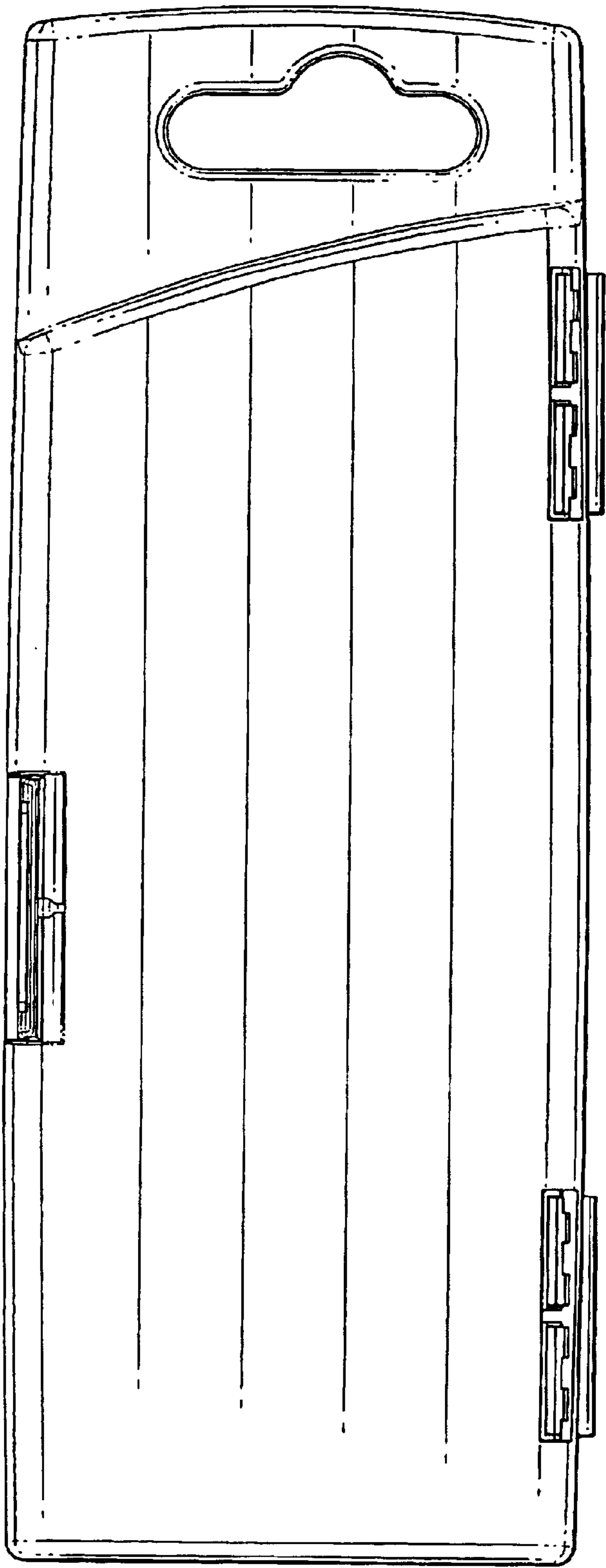


FIG. 3

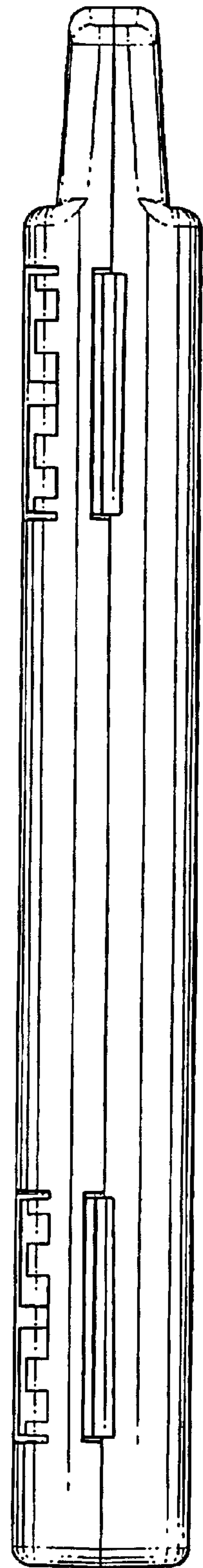

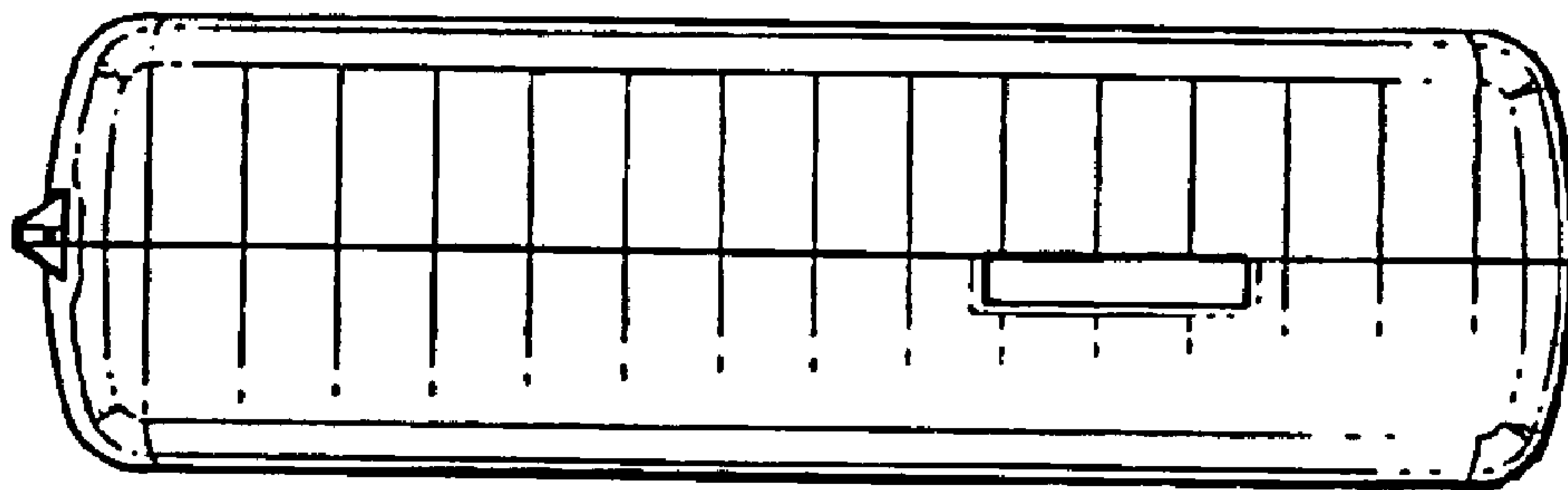


FIG. 5



*FIG. 6*



*FIG. 7*