

US00D499540S

(12) **United States Design Patent** (10) **Patent No.:** **US D499,540 S**
Smith (45) **Date of Patent:** **** Dec. 14, 2004**

(54) **SIDE ELEMENT OF A SHOE UPPER**

(75) **Inventor:** **Steven F. Smith**, Lake Oswego, OR (US)

(73) **Assignee:** **Nike, Inc.**, Beaverton, OR (US)

(**) **Term:** **14 Years**

(21) **Appl. No.:** **29/198,219**

(22) **Filed:** **Jan. 27, 2004**

(51) **LOC (7) Cl.** **02-99**

(52) **U.S. Cl.** **D2/972**

(58) **Field of Search** D2/902, 907, 908, D2/943, 944, 969, 972-974; 36/45, 50.1, 77 M, 77 R, 83, 88, 113, 114, 126-130

(56) **References Cited**

U.S. PATENT DOCUMENTS

D258,772 S	4/1981	Norton et al.	
D279,232 S	6/1985	Gamm	
D279,620 S	7/1985	Ueda	
4,574,498 A	3/1986	Norton et al.	
D284,039 S	6/1986	Yoshitake	
D286,102 S	10/1986	Lowe, Jr.	
D291,383 S	8/1987	Campbell et al.	
D295,689 S	* 5/1988	Diaz et al.	D2/969
D297,781 S	* 9/1988	Diaz et al.	D2/973
D298,282 S	* 11/1988	Brown et al.	D2/973
D304,877 S	12/1989	Miller	
D329,531 S	9/1992	Smith	
D329,735 S	9/1992	Dahlsten	
D333,205 S	* 2/1993	Zelenko	D2/969
D335,017 S	4/1993	Smith	
D345,458 S	3/1994	Lacoraza et al.	
D391,062 S	2/1998	Hatfield	
D392,794 S	3/1998	Greene	
D393,354 S	4/1998	Doxey	
D413,196 S	8/1999	Hatfield	
D430,725 S	9/2000	McDowell	
D465,905 S	11/2002	Meza et al.	
D475,515 S	* 6/2003	St-Louis	D2/972
D477,708 S	7/2003	Smith	
D483,935 S	* 12/2003	Kuerbis	D2/972

OTHER PUBLICATIONS

- “Nike Footwear Catalog,” Fall 1995, published Nov. 1994 (p. 102), Beaverton, Oregon.
- “Nike Footwear Catalog,” Holiday 1998, published Feb. 1998 (p. W11), Beaverton, Oregon.
- “Nike Footwear Catalog,” Fall 1999, published Nov. 1998 (pp. M58, W59), Beaverton, Oregon.
- “Nike Footwear Catalog,” Spring 2000, published Jul. 1999 (p. M41), Beaverton, Oregon.
- “Nike Footwear Catalog,” Fall 2001, published Nov. 2000 (pp. W111, W118), Beaverton, Oregon.
- “Nike Footwear Catalog,” Late Spring 2002, published Sep. 2001 (pp. M21, M121), Beaverton, Oregon.
- “Nike Footwear Catalog,” Spring 2002, published Jun. 2001 (p. M37), Beaverton, Oregon.

(List continued on next page.)

Primary Examiner—Dominic Simone
(74) *Attorney, Agent, or Firm*—TraskBritt

(57) **CLAIM**

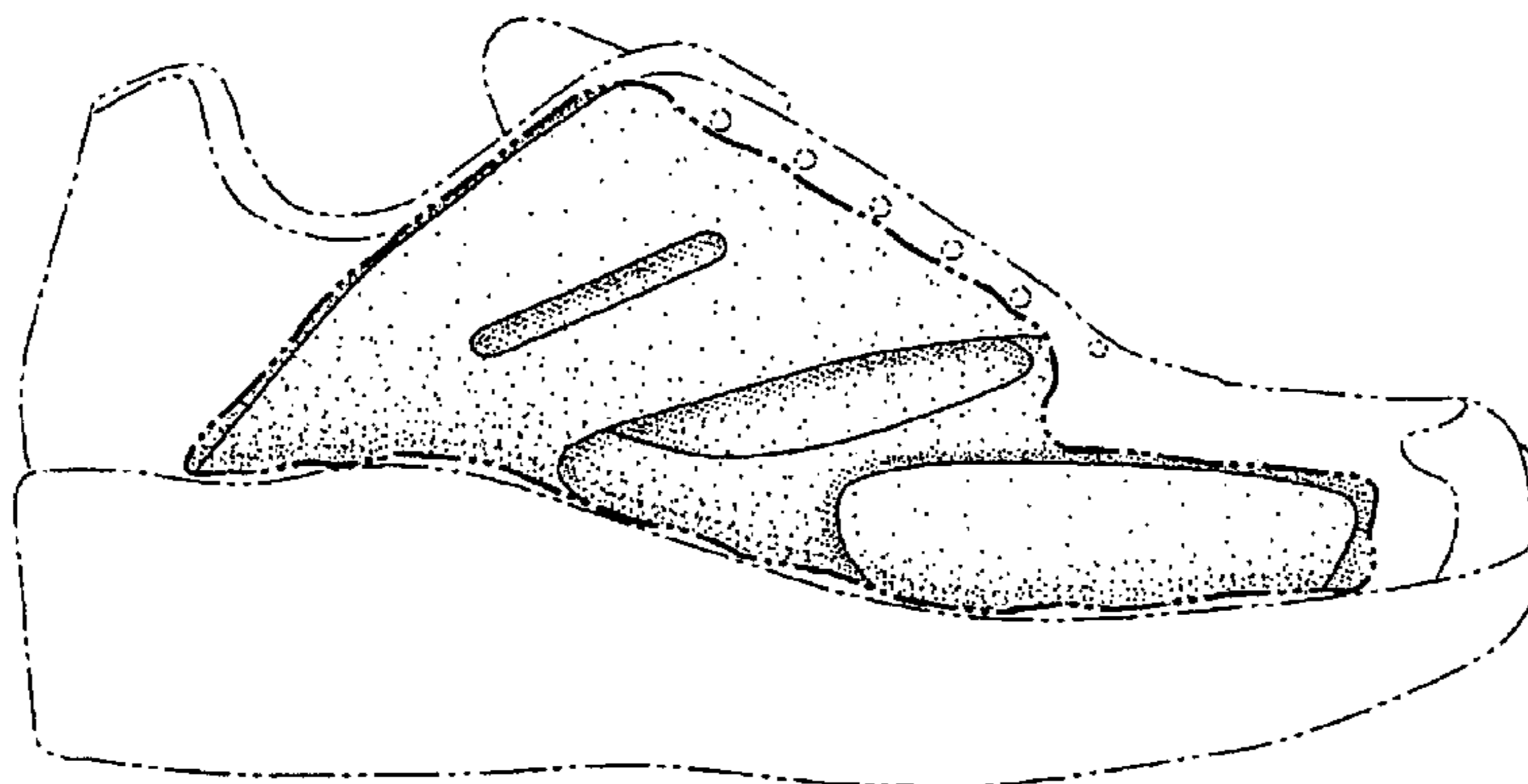
The ornamental design for a side element of a shoe upper, as shown and described.

DESCRIPTION

FIG. 1 is a perspective view of a side element of a shoe upper showing my new design;
 FIG. 2 is a side view of the side element of a shoe upper shown in FIG. 1;
 FIG. 3 is a front view of the side element of a shoe upper shown in FIG. 1;
 FIG. 4 is a rear view of the side element of a shoe upper shown in FIG. 1; and,
 FIG. 5 is a top view of the side element of a shoe upper shown in FIG. 1.

The uneven broken line(s) immediately adjacent to the shaded area(s) represent(s) the bounds of the claimed design. All other uneven broken lines represent the remaining portion of the shoe. The uneven broken line representations in FIGS. 1-5 are for illustrative purposes only and form no part of the claimed design.

1 Claim, 2 Drawing Sheets



OTHER PUBLICATIONS

“Nike Footwear Catalog,” Fall 2002, published Nov. 2001 (pp. M12, M15, M116, W13, W121), Beaverton, Oregon.

“Nike Footwear Catalog,” Spring 2003, published Jun. 2002 (p. W10), Beaverton, Oregon.

“Nike Footwear Catalog,” Holiday 2003, published Mar. 2003 (p. W5), Beaverton, Oregon.

“Nike Footwear Catalog,” Spring 2004, published Jun. 2003 (pp. W10, W112), Beaverton, Oregon.

“Nike Footwear Catalog,” Fall 2004, published Nov. 2003 (p. W9), Beaverton, Oregon.

* cited by examiner

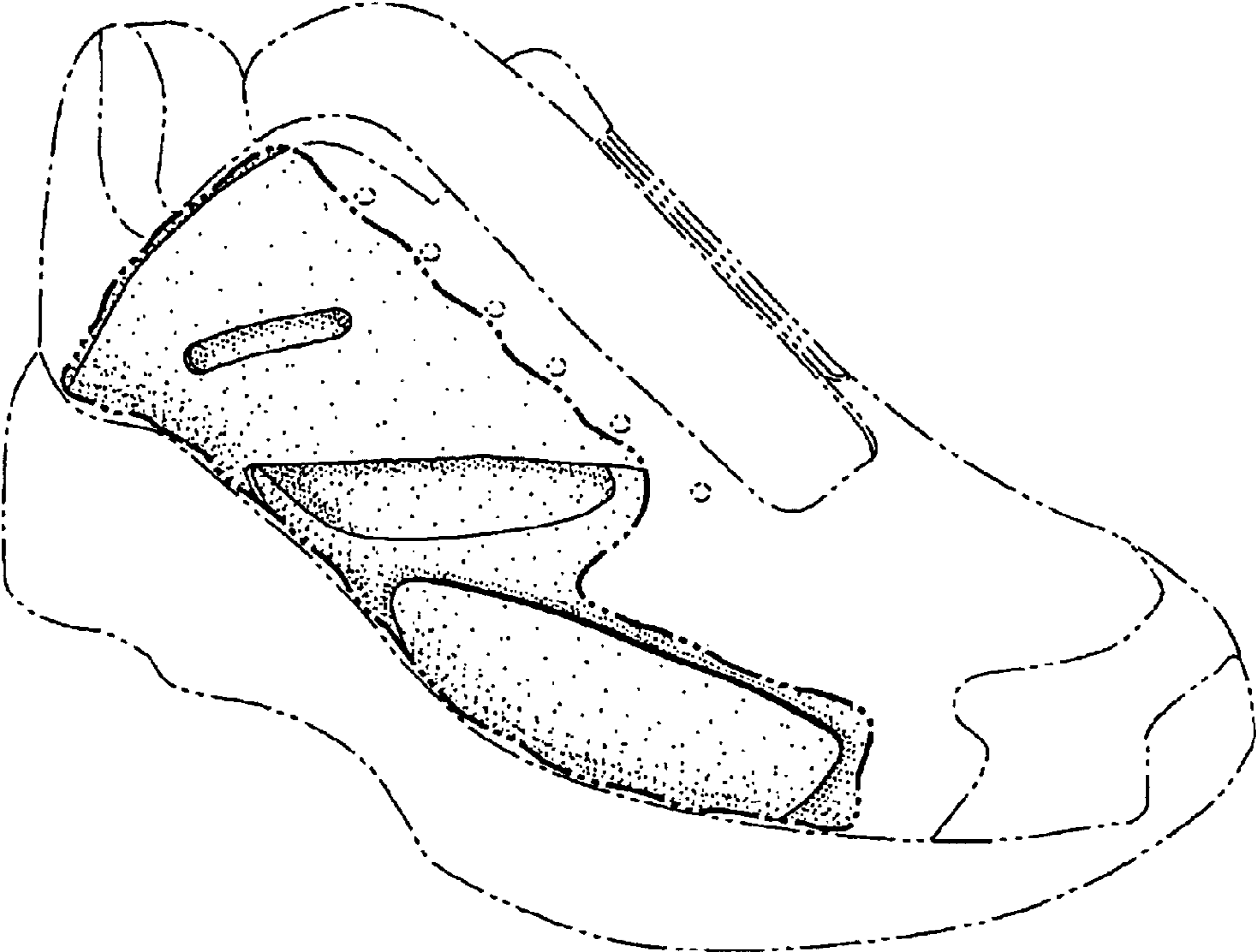


FIG. 1

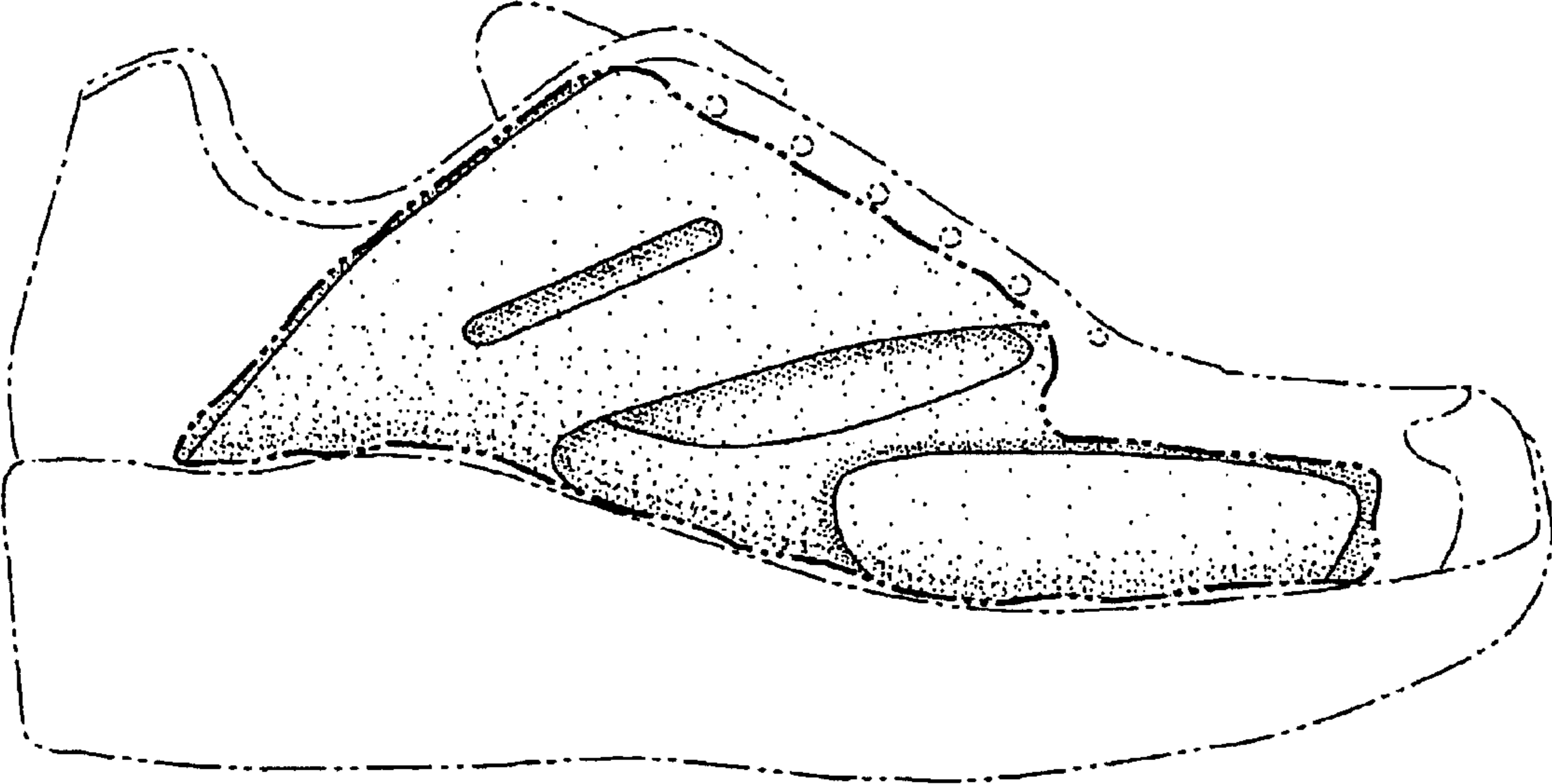


FIG. 2

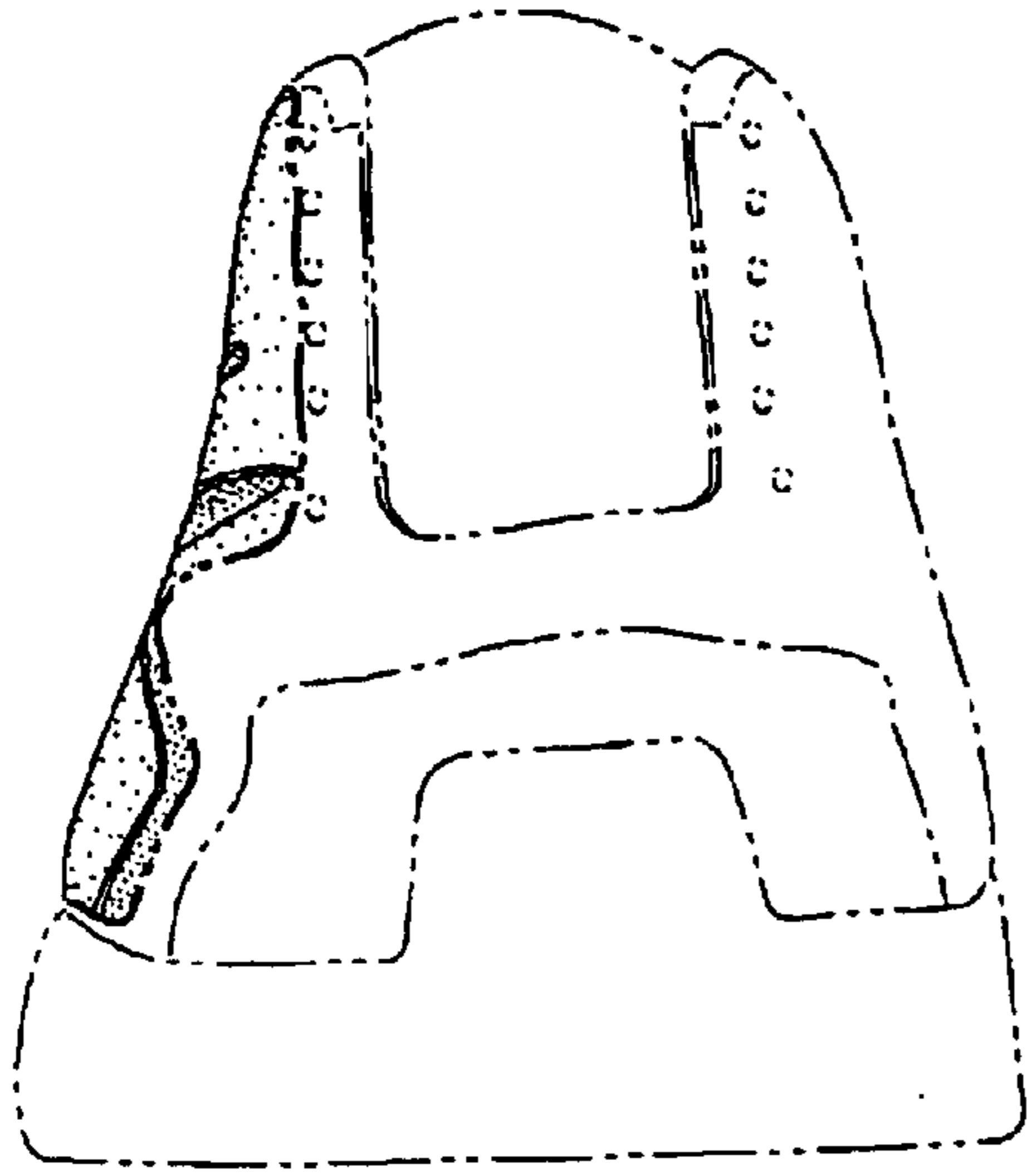


FIG. 3

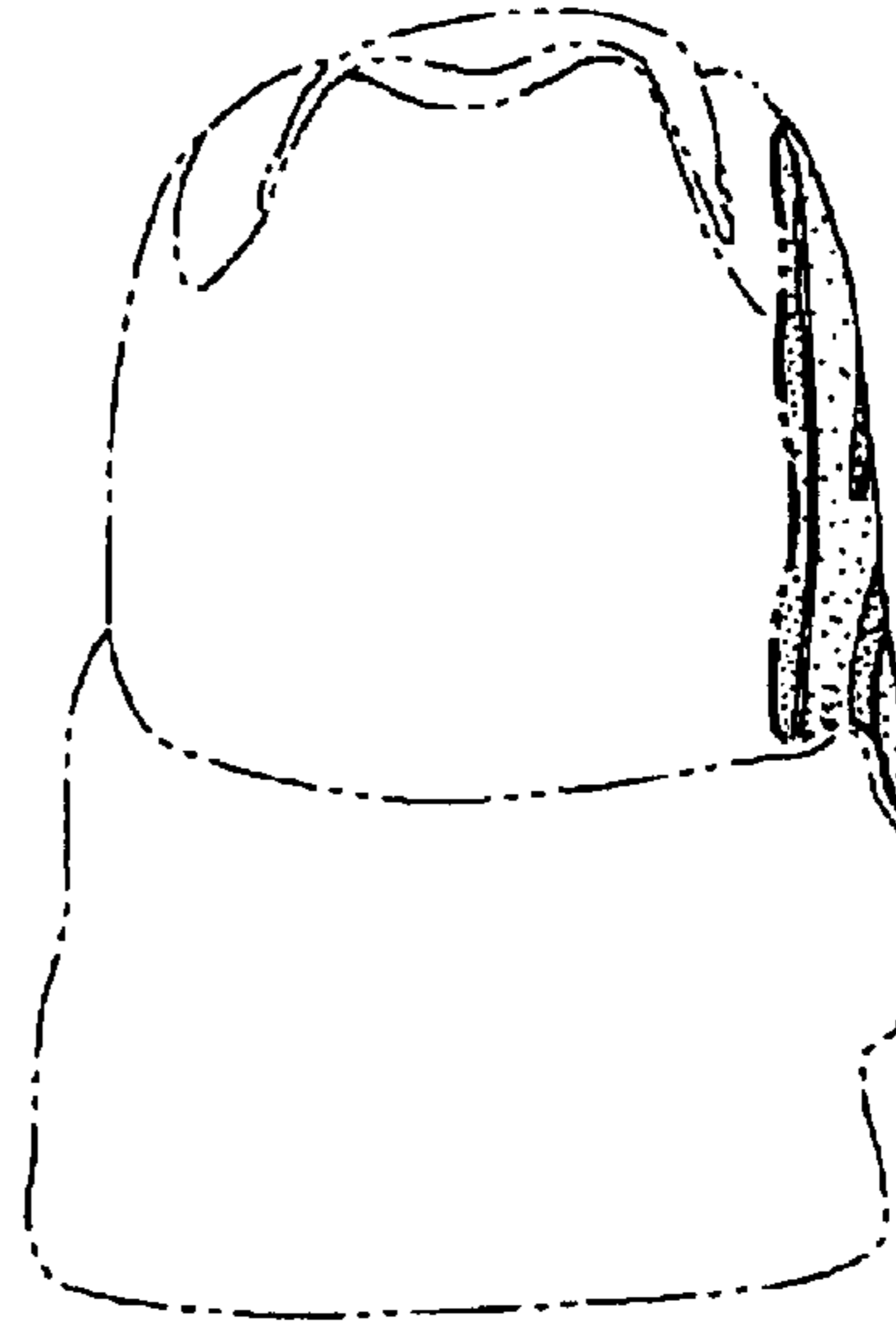


FIG. 4

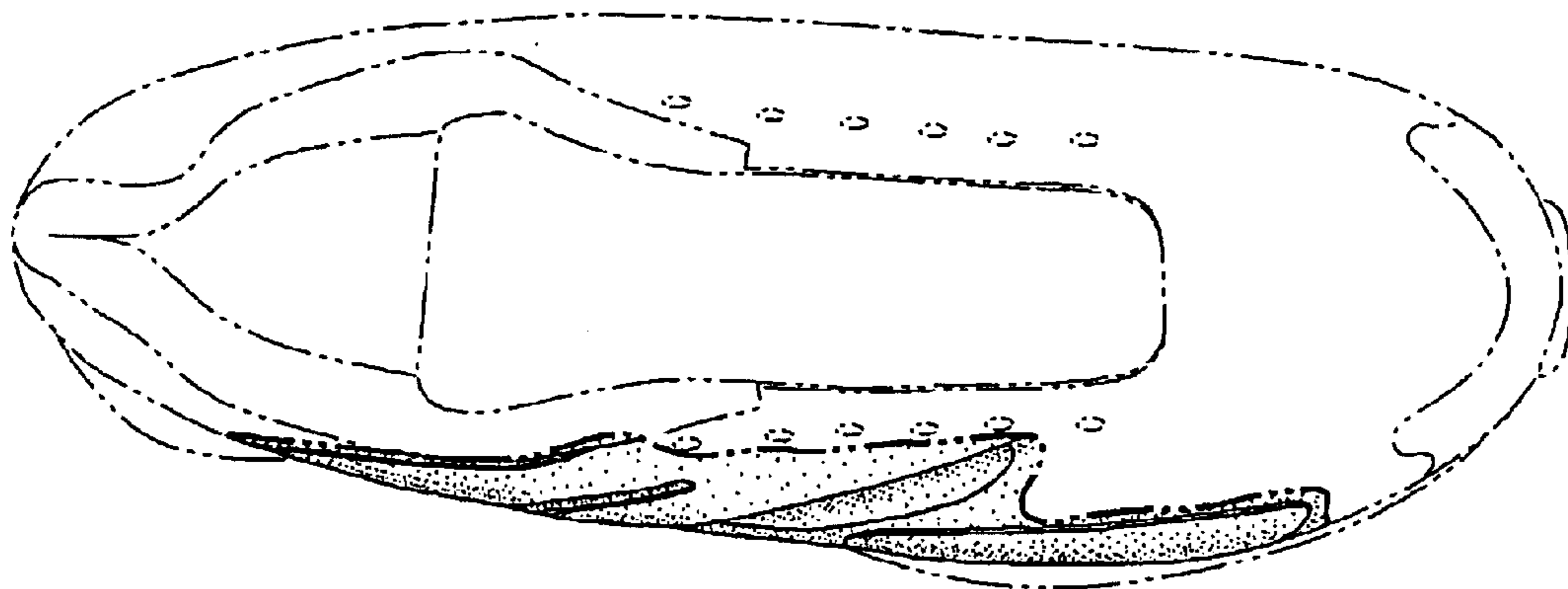


FIG. 5