

US00D499539S

(12) **United States Design Patent** (10) **Patent No.:** **US D499,539 S**  
**Hlavacs** (45) **Date of Patent:** **\*\* Dec. 14, 2004**

(54) **SIDE ELEMENT OF A SHOE UPPER**

(75) Inventor: **John Hlavacs**, Portland, OR (US)

(73) Assignee: **Nike, Inc.**, Beaverton, OR (US)

(\*\*) Term: **14 Years**

(21) Appl. No.: **29/193,141**

(22) Filed: **Nov. 4, 2003**

(51) **LOC (7) Cl.** ..... **02-99**

(52) **U.S. Cl.** ..... **D2/972**

(58) **Field of Search** ..... D2/907, 908, 943,  
D2/944, 969, 972-974; 36/45, 50.1, 77 M,  
77 R, 83, 88, 113, 114, 126-130

(56) **References Cited**

**U.S. PATENT DOCUMENTS**

D14,774 S	2/1884	Preston	
D112,790 S	1/1939	Prossack	
3,138,880 A	6/1964	Kunzli	
D313,498 S	1/1991	Aveni	
D377,414 S	1/1997	Hatfield	
D378,242 S	3/1997	Smith	
D391,062 S	2/1998	Hatfield	
D391,066 S	2/1998	Smith, III	
D392,792 S	3/1998	Obi	
D397,859 S	9/1998	Cass	
D397,861 S	9/1998	Teague	
D398,770 S	9/1998	Lozano	
D405,950 S	2/1999	Lozano	
D407,203 S	3/1999	Maxwell	
D407,546 S	4/1999	Doxey et al.	
D408,985 S	5/1999	Gray et al.	
D415,883 S	11/1999	Kozo	
D420,501 S	2/2000	Hlavacs	
D432,776 S	10/2000	McDowell	
D452,990 S	1/2002	McDowell	
D467,412 S	* 12/2002	Morris	D2/972
D475,190 S	6/2003	Dombrow	
D476,146 S	* 6/2003	Hlavacs	D2/972
D477,708 S	7/2003	Smith	
D482,860 S	* 12/2003	Yun	D2/972
D490,602 S	* 6/2004	Dombrow	D2/972

**OTHER PUBLICATIONS**

“Nike Footwear Catalog,” Holiday 1995, published Mar. 1995 (p. M17), Beaverton, Oregon.

“Nike Footwear Catalog,” Fall 1995, published Nov. 1994 (p. 76), Beaverton, Oregon.

“Nike Footwear Catalog,” 1985, published Dec. 1984 (p. 74), Beaverton, Oregon.

“Nike Footwear Catalog,” Fall 1998, published Nov. 1997 (pp. M9, M50, M52), Beaverton, Oregon.

“Nike Footwear Catalog,” Spring 1999, published Jun. 1998 (p. W117), Beaverton, Oregon.

“Nike Footwear Catalog,” Late Spring 1999, published Sep. 1998 (pp. M17, M34), Beaverton, Oregon.

“Nike Footwear Catalog,” Spring 2000, published Jul. 1999 (pp. W25, W42, W13), Beaverton, Oregon.

(List continued on next page.)

*Primary Examiner*—Dominic Simone

(74) *Attorney, Agent, or Firm*—TraskBritt

(57) **CLAIM**

The ornamental design for a side element of a shoe upper, as shown and described.

**DESCRIPTION**

FIG. 1 is a perspective view of a side element of a shoe upper showing my new design;

FIG. 2 is a side view of the side element of a shoe upper shown in FIG. 1;

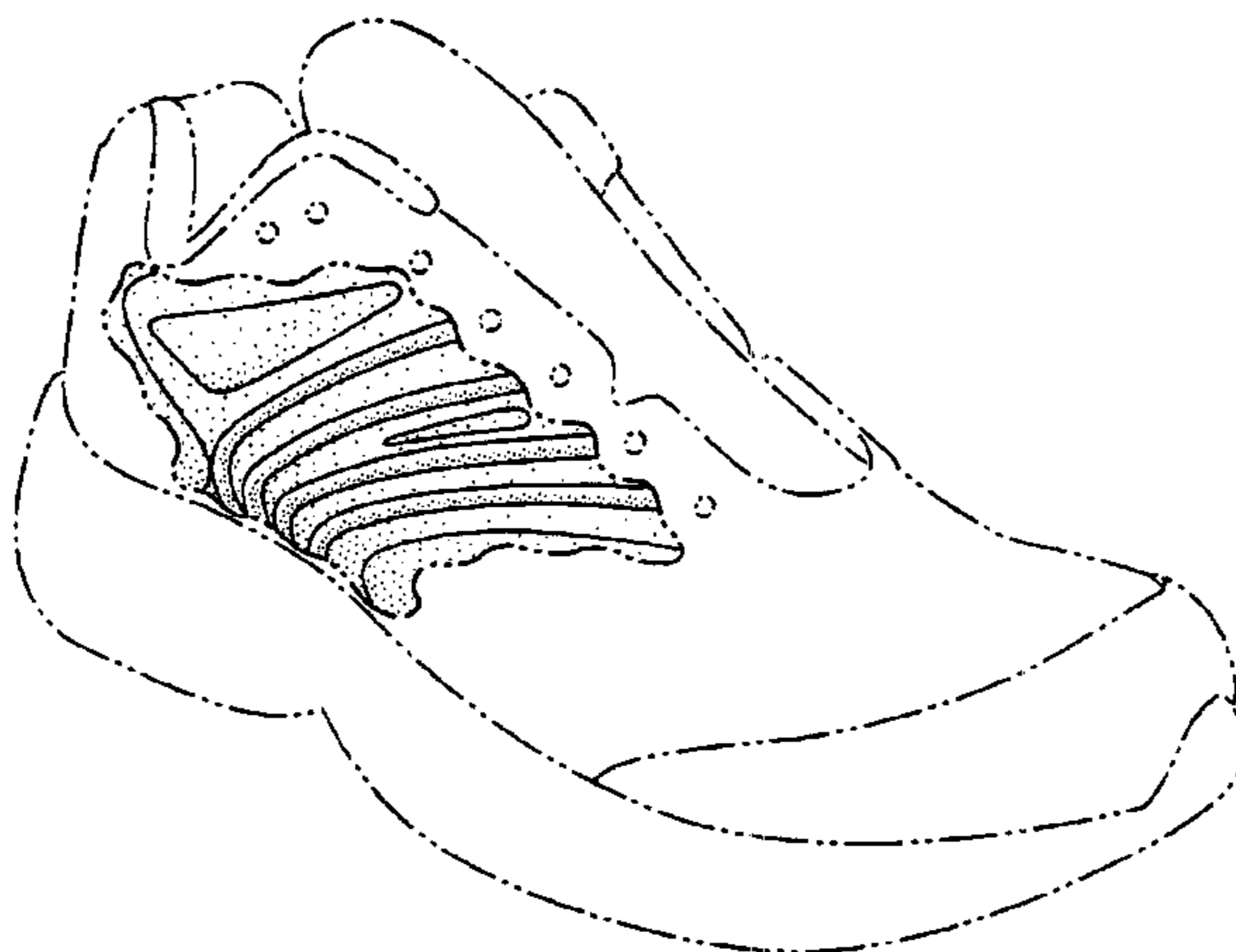
FIG. 3 is a front view of the side element of a shoe upper shown in FIG. 1;

FIG. 4 is a rear view of the side element of a shoe upper shown in FIG. 1; and,

FIG. 5 is a top view of the side element of a shoe upper shown in FIG. 1.

The uneven broken line immediately adjacent to the shaded area represents the bounds of the claimed design. All other uneven broken lines represent the remaining portion of the shoe. The uneven broken line representations in FIGS. 1-5 are for illustrative purposes only and form no part of the claimed design.

**1 Claim, 2 Drawing Sheets**



OTHER PUBLICATIONS

“Nike Footwear Catalog,” Spring 2002, published Jun. 2001 (p. W8), Beaverton, Oregon.

“Nike Footwear Catalog,” Fall 2002, published Nov. 2001 (pp. M10, M11, M12, M19, M42, W13), Beaverton, Oregon.

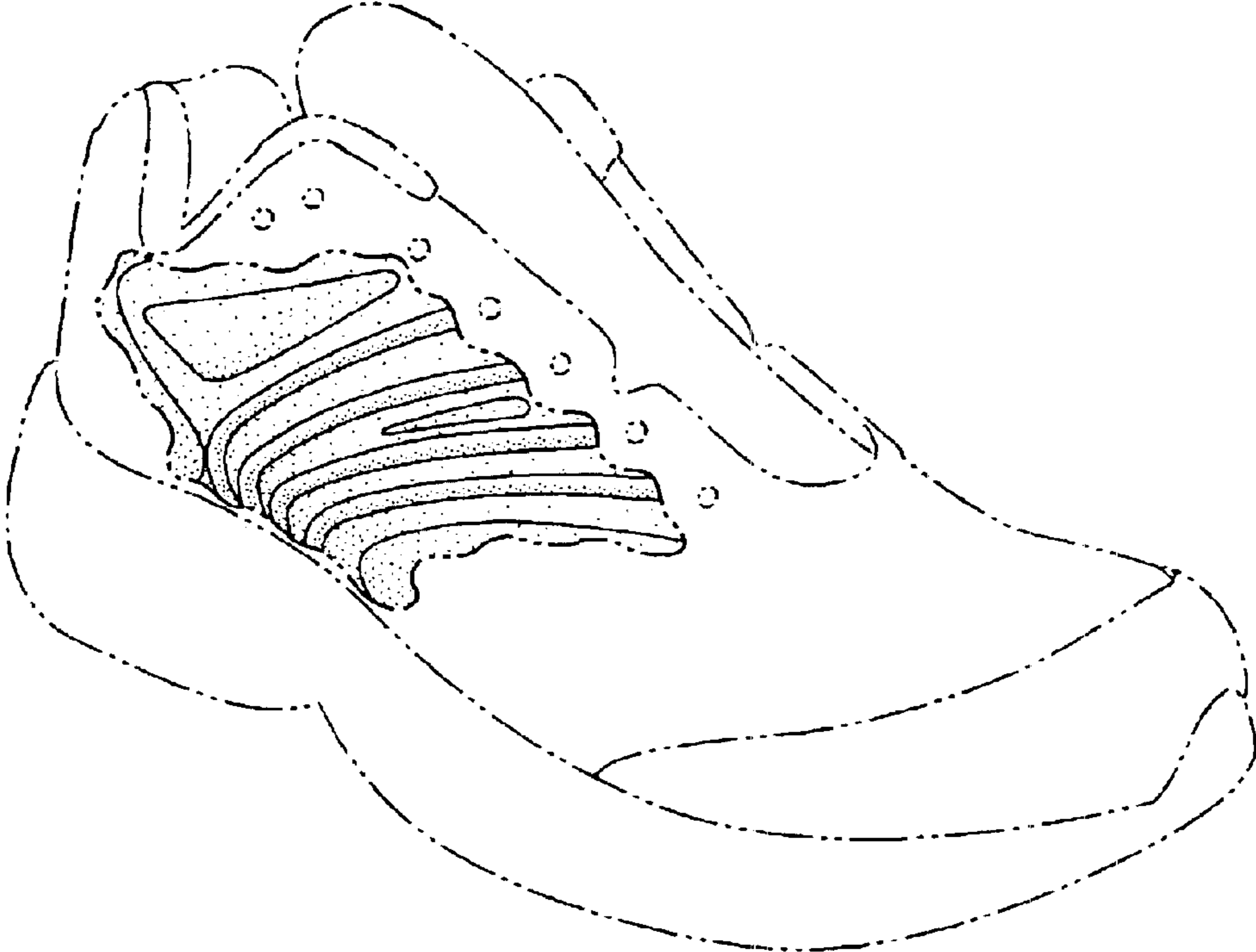
“Nike Footwear Catalog,” Holiday 2002, published Mar. 2002 (p. M9), Beaverton, Oregon.

“Nike Footwear Catalog,” Spring 2001, published Jun. 2000 (p. W27), Beaverton, Oregon.

“Nike Footwear Catalog,” Spring 2004, published Jun. 2003 (pp. M11, M16), Beaverton, Oregon.

“Nike Footwear Catalog,” Spring 2003, published Jun. 2002 (p. M43), Beaverton, Oregon.

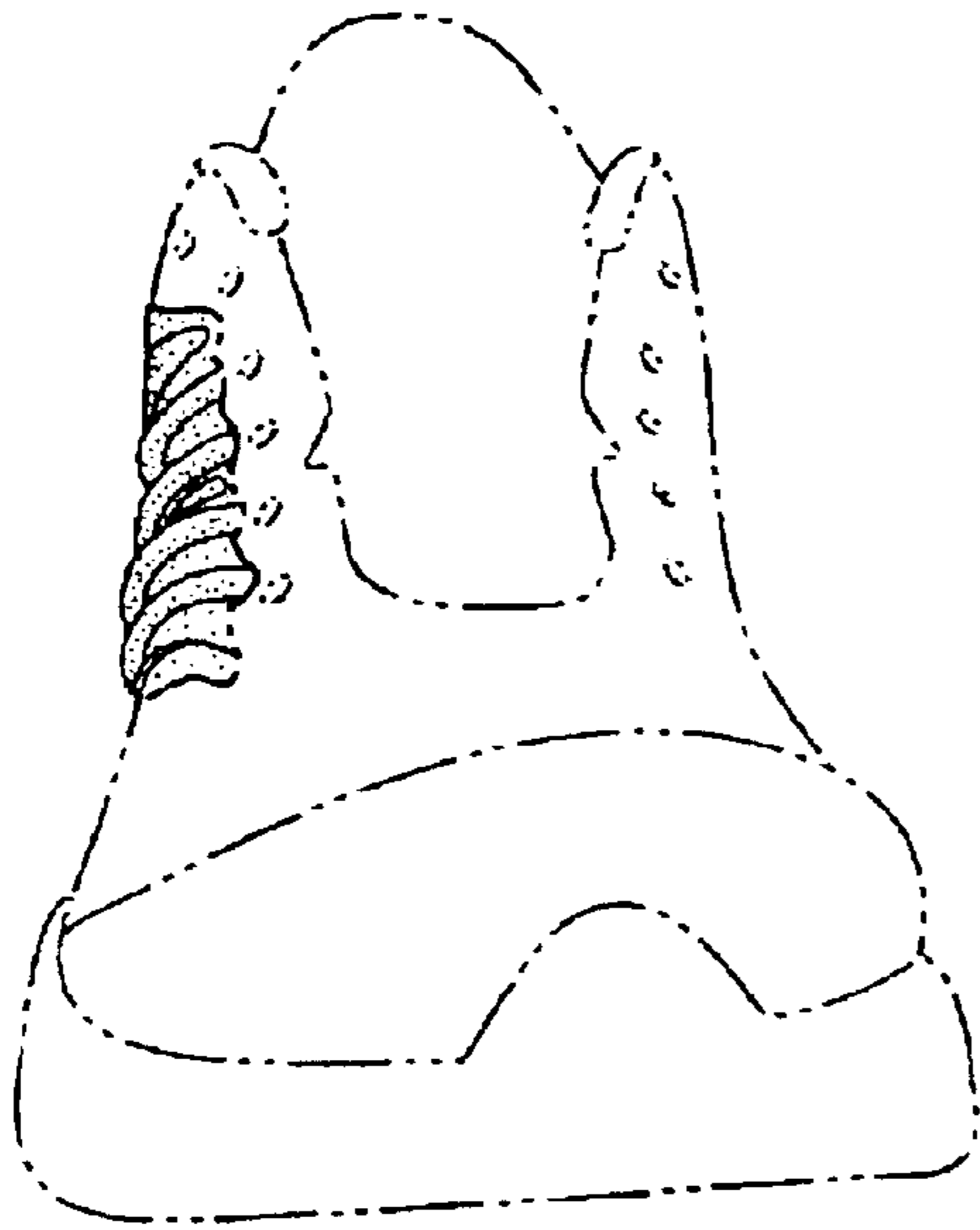
\* cited by examiner



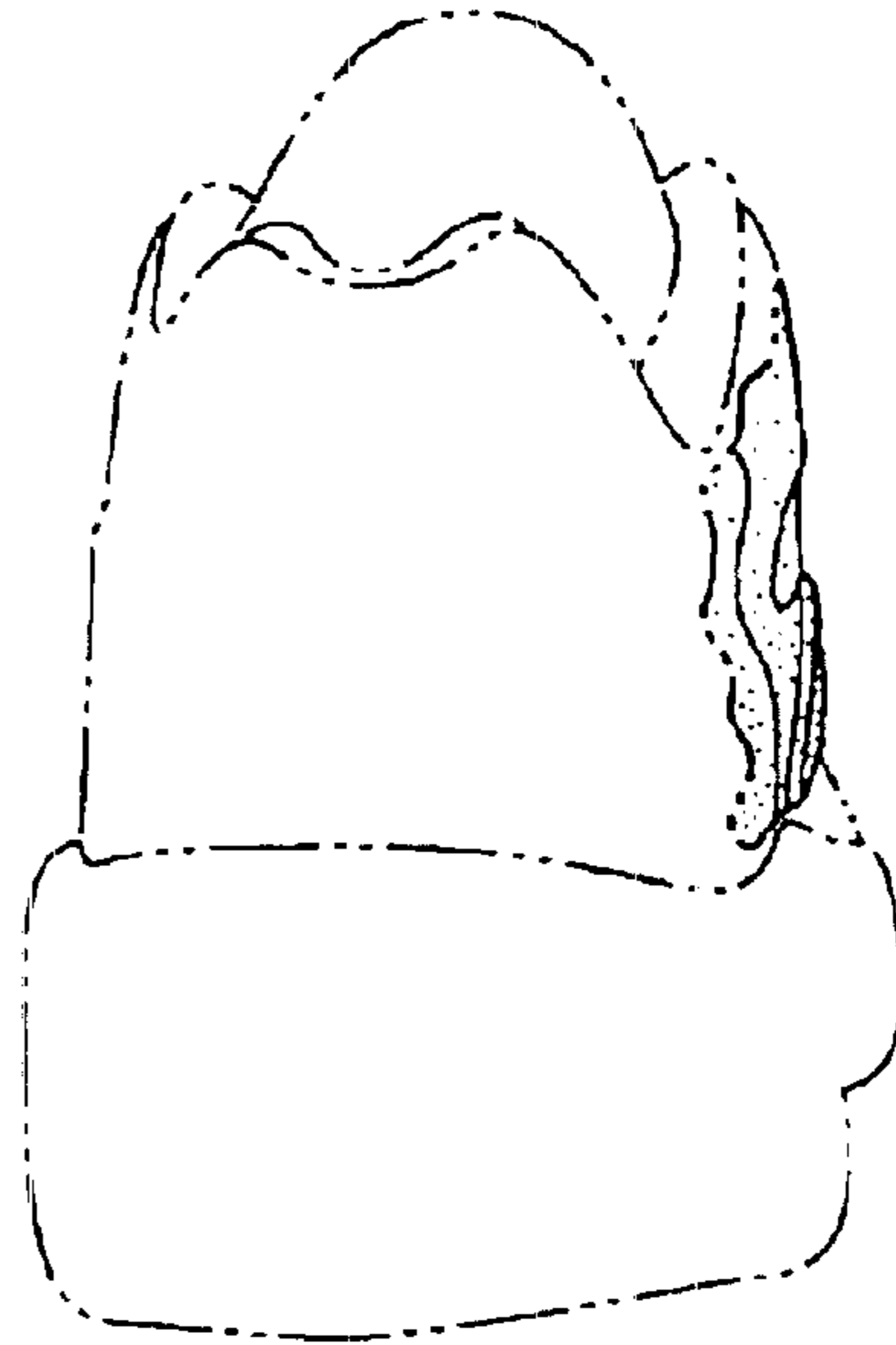
**Fig. 1**



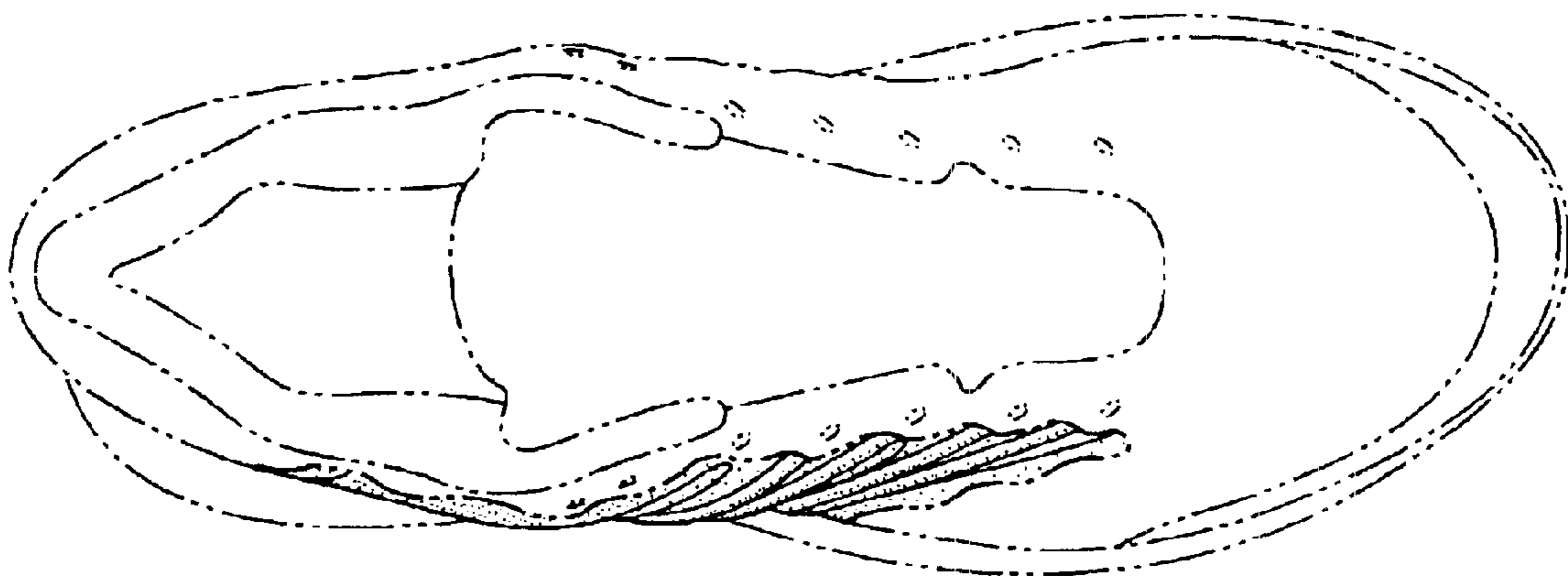
**Fig. 2**



**Fig. 3**



**Fig. 4**



**Fig. 5**