

US00D499529S

(12) **United States Design Patent**
Kleinert

(10) **Patent No.:** **US D499,529 S**

(45) **Date of Patent:** **** Dec. 14, 2004**

(54) **GLOVE**

D294,984 S * 3/1988 Green D29/117.1
6,760,924 B2 * 7/2004 Hatch et al. 2/161.5

(75) **Inventor:** **James M. Kleinert**, Louisville, KY
(US)

* cited by examiner

(73) **Assignee:** **Hillerich & Bradsby Co.**, Louisville,
KY (US)

Primary Examiner—Robert A. Delehanty
(74) *Attorney, Agent, or Firm*—Charles G. Lamb;
Middlenon Reutlinger

(**) **Term:** **14 Years**

(57) **CLAIM**

(21) **Appl. No.:** **29/192,591**

The ornamental design for a glove, as shown.

(22) **Filed:** **Oct. 27, 2003**

DESCRIPTION

(51) **LOC (7) Cl.** **02-06**

(52) **U.S. Cl.** **D2/619**

(58) **Field of Search** D29/113, 117.1,
D29/117.2, 122-123; D2/610, 623, 613-621,
999; D24/190; 2/16, 20, 159, 116.1-116.8,
910, 917

FIG. 1 is a dorsal side plan view of a glove showing my design;

FIG. 2 is a perspective view from the dorsal side of the glove thereof; and,

FIG. 3 is a palmar side plan view of the glove thereof.

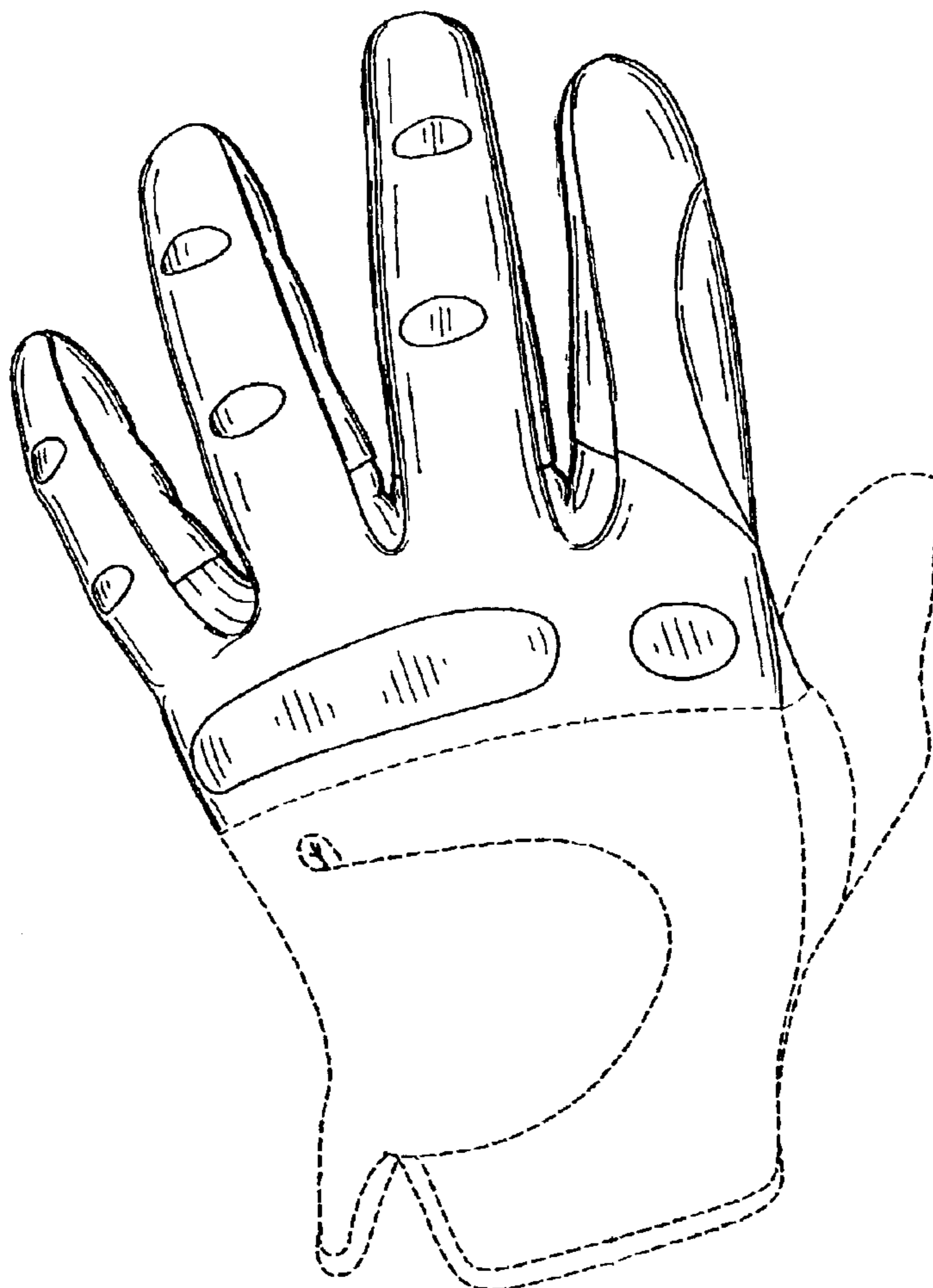
The broken line showing of a portion of the glove is for illustrative purposes only and forms no part of the claimed design.

(56) **References Cited**

U.S. PATENT DOCUMENTS

D248,898 S * 8/1978 DeLeone et al. D29/117.1

1 Claim, 3 Drawing Sheets



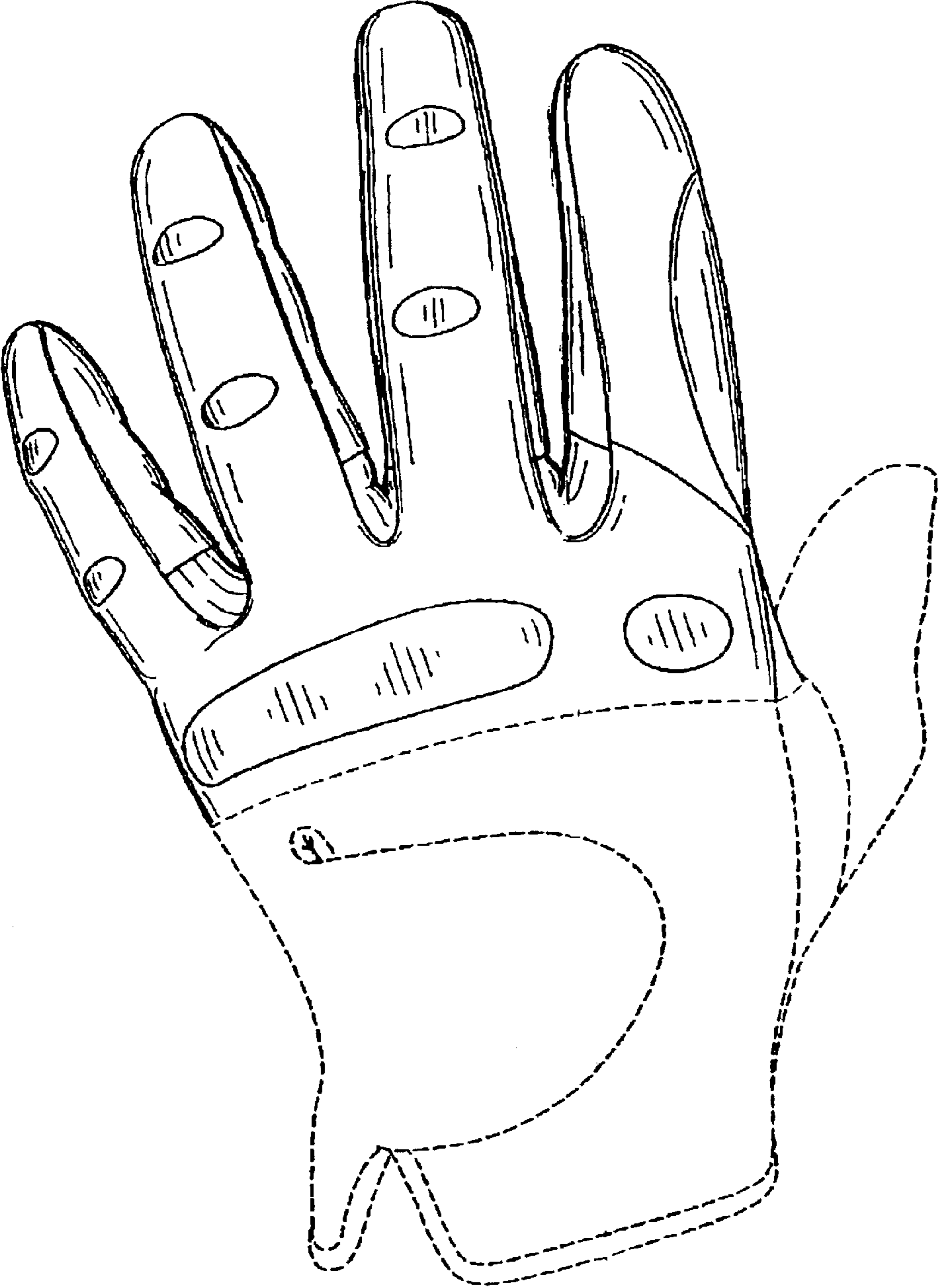


FIG. 1

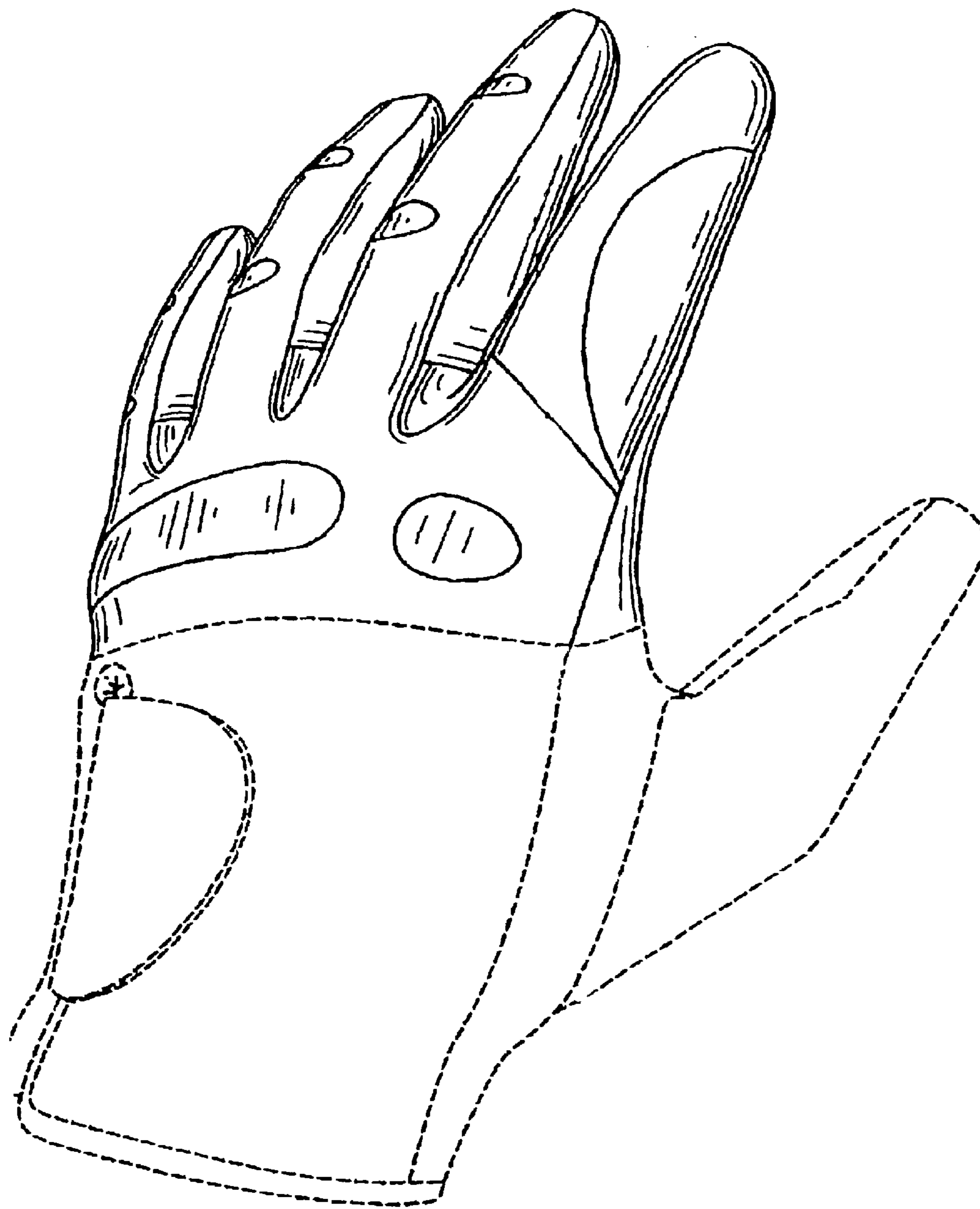


FIG. 2




FIG. 3