

US00D499506S

(12) **United States Design Patent**
Tsai

(10) **Patent No.:** **US D499,506 S**

(45) **Date of Patent:** **** Dec. 7, 2004**

(54) **FRAME FOR A VEHICLE TAIL-LAMP**

Primary Examiner—Marcus A. Jackson

(74) *Attorney, Agent, or Firm*—William E. Pelton, Esq.

(76) **Inventor:** **Ping-Chung Tsai**, No. 111, Lane 98,
Sanshu Rd., Sanhsia Chen, Taipei Hsien
(TW)

(57) **CLAIM**

The ornamental design for an frame for a vehicle tail-lamp,
as shown.

(**) **Term:** **14 Years**

(21) **Appl. No.:** **29/194,313**

DESCRIPTION

(22) **Filed:** **Nov. 21, 2003**

(51) **LOC (7) Cl.** **26-99**

FIG. 1 is a perspective view of an frame for a vehicle
tail-lamp, showing my new design;

(52) **U.S. Cl.** **D26/139**

FIG. 2 is a front elevational view thereof;

(58) **Field of Search** D26/28–36, 139;

FIG. 3 is a rear elevational view thereof;

362/61, 80, 80.1, 80.2, 82, 83, 325, 354,
376

FIG. 4 is a left elevational view thereof;

FIG. 5 is a right elevational view thereof;

(56) **References Cited**

U.S. PATENT DOCUMENTS

D485,936 S * 1/2004 Tsai D26/139


D488,584 S * 4/2004 Tsai D26/139

FIG. 6 is a top plan view thereof; and,

FIG. 7 is a bottom plan view thereof.

* cited by examiner

1 Claim, 5 Drawing Sheets






FIG.1

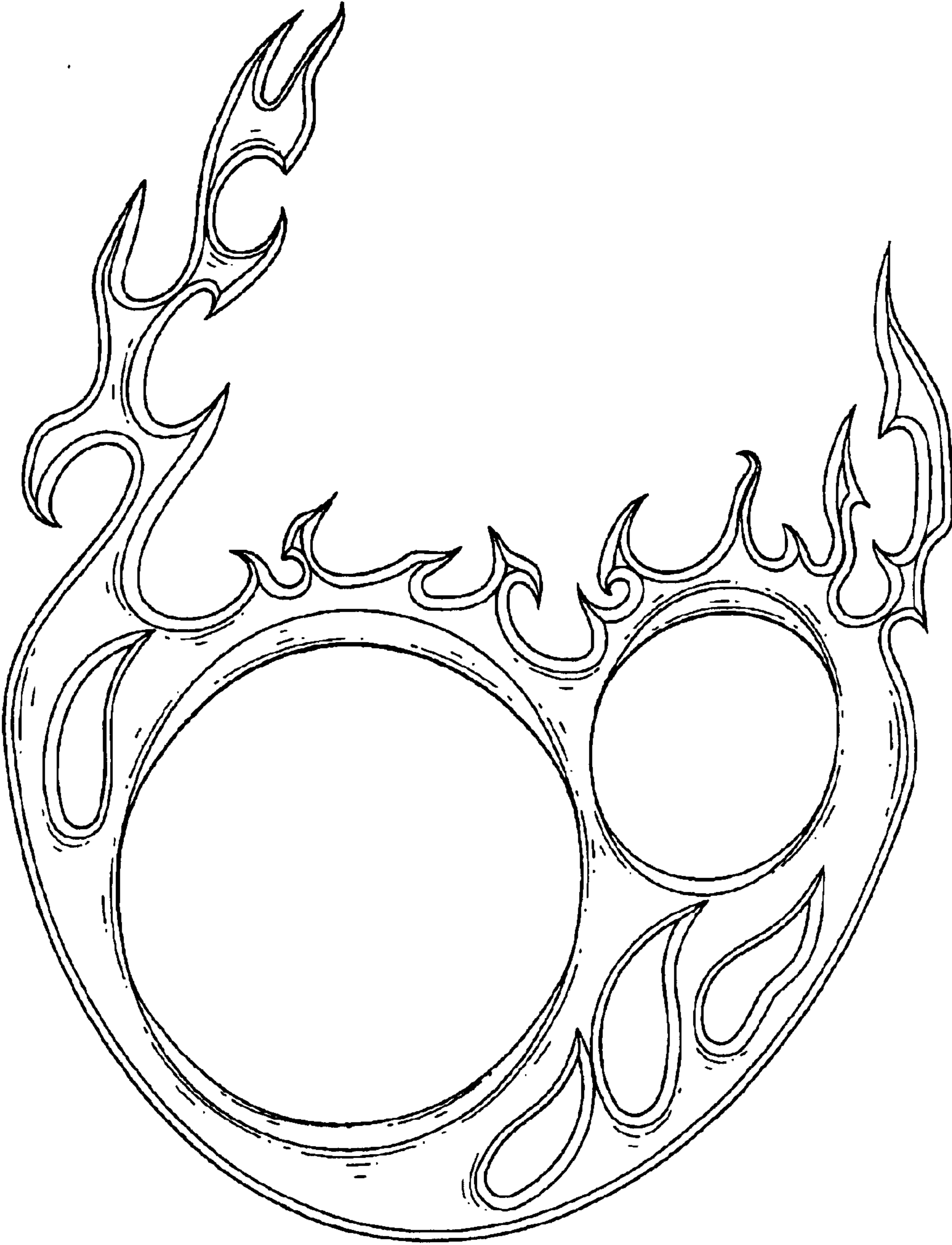


FIG.2

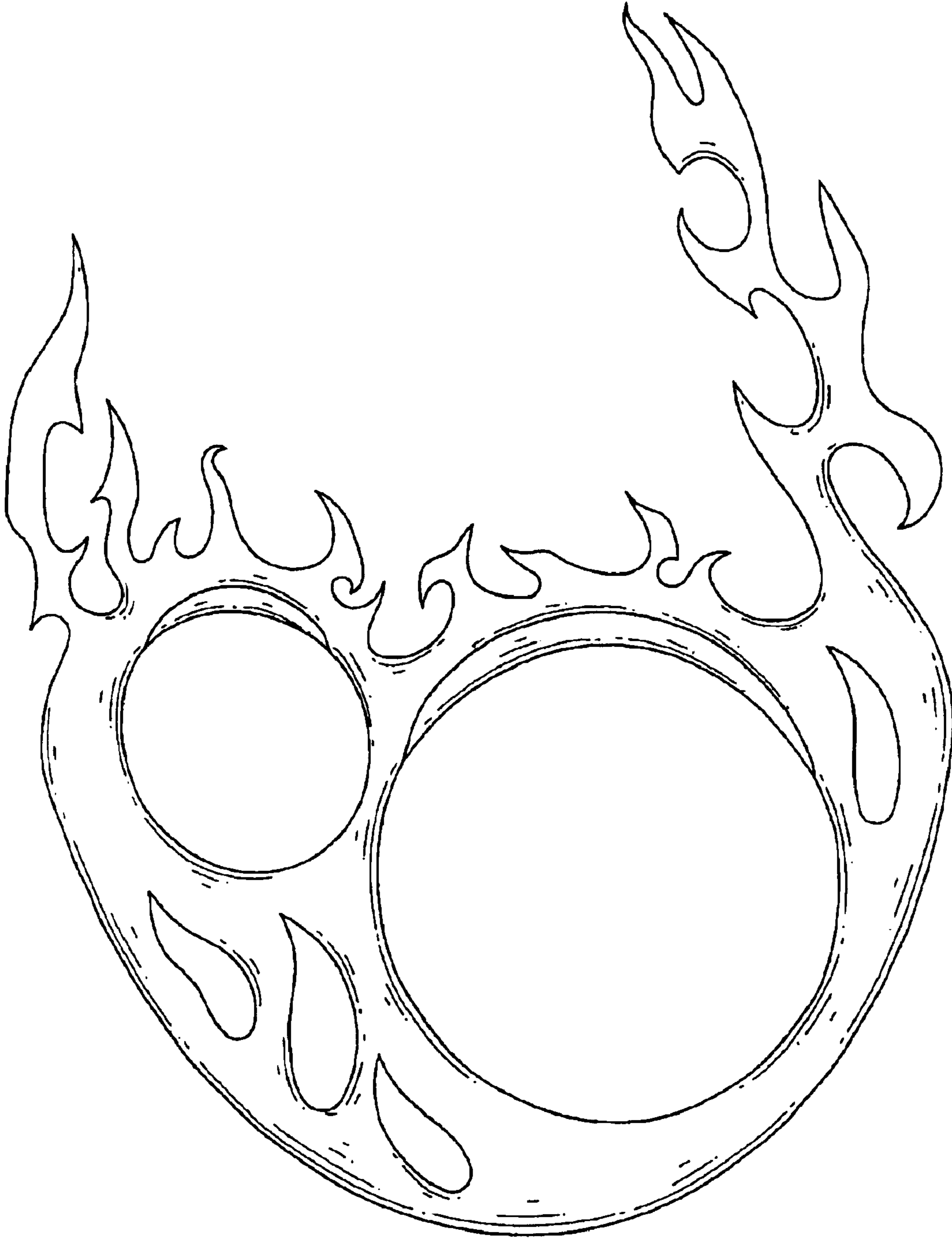


FIG.3

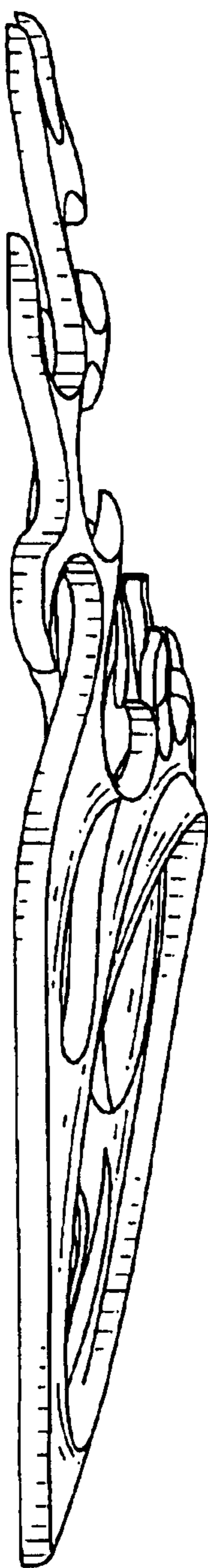


FIG.4

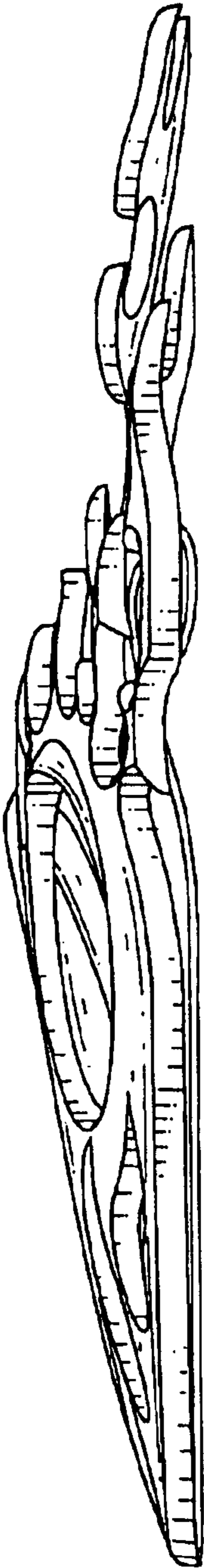


FIG.5

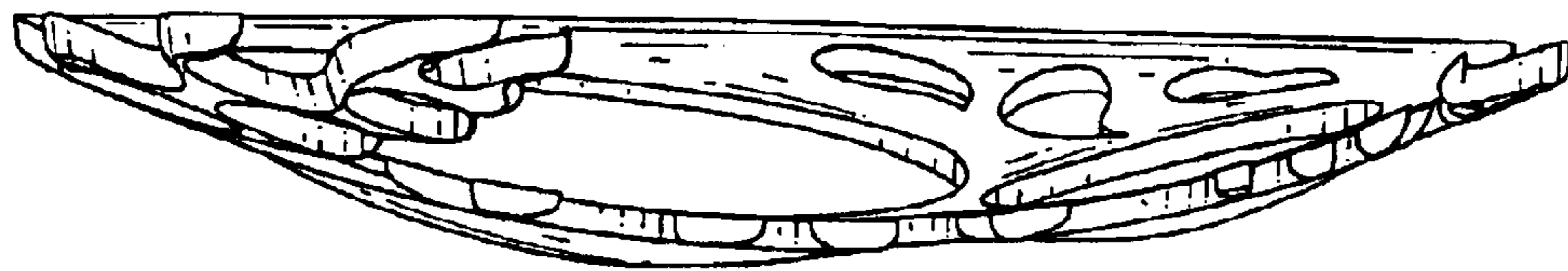


FIG. 6

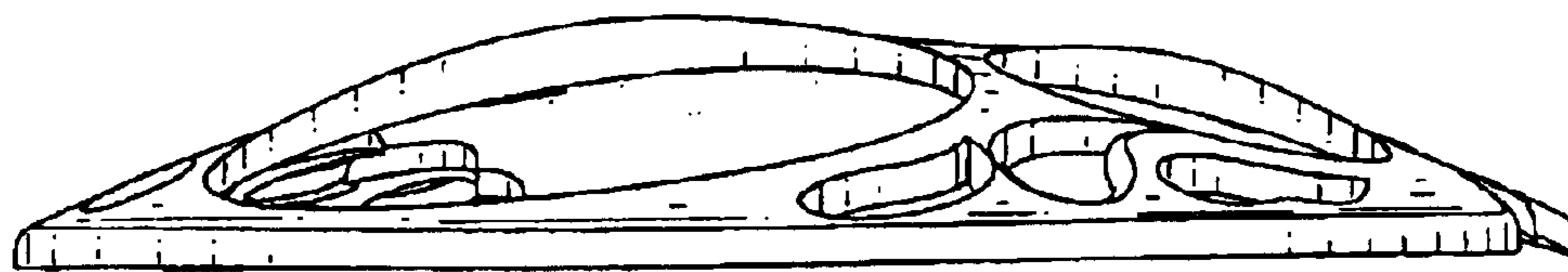


FIG. 7