



US00D499497S

(12) **United States Design Patent**  
**Hou**

(10) **Patent No.:** **US D499,497 S**  
(45) **Date of Patent:** **\*\* Dec. 7, 2004**

(54) **DECORATIVE ELECTRO-LUMINESCENT STRIP FOR AUTOMOBILES**

*Primary Examiner*—Marcus A. Jackson

(76) **Inventor:** **Fu-Cheng Hou**, P.O. B x 90, Tainan City (TW)

(57) **CLAIM**

The ornamental design for decorative electro-luminescent strip for automobiles, as shown as described.

(\*\*) **Term:** **14 Years**

**DESCRIPTION**

(21) **Appl. No.:** **29/198,855**

FIG. 1 is a perspective view of decorative electro-luminescent strip for automobiles showing my design;

(22) **Filed:** **Feb. 3, 2004**

FIG. 2 is a front elevational view thereof;

(51) **LOC (7) Cl.** ..... **26-06**

FIG. 3 is a rear elevational view thereof;

(52) **U.S. Cl.** ..... **D26/28**

FIG. 4 is a left side elevational view thereof;

(58) **Field of Search** ..... D26/28-36; 362/459-468, 362/473-476, 485-487

FIG. 5 is a right side elevational view thereof;

FIG. 6 is a top plan view thereof;

(56) **References Cited**

FIG. 7 is a bottom plan view thereof; and,

**U.S. PATENT DOCUMENTS**

FIG. 8 is a perspective view thereof, the broken structure is for illustrative purposes only and forms no part of the claimed design.


D476,924 S \* 7/2003 Stahel et al. .... D26/28

D483,888 S \* 12/2003 Pokorny et al. .... D26/28

D489,144 S \* 4/2004 Dalton, Jr. .... D26/28

\* cited by examiner

**1 Claim, 5 Drawing Sheets**



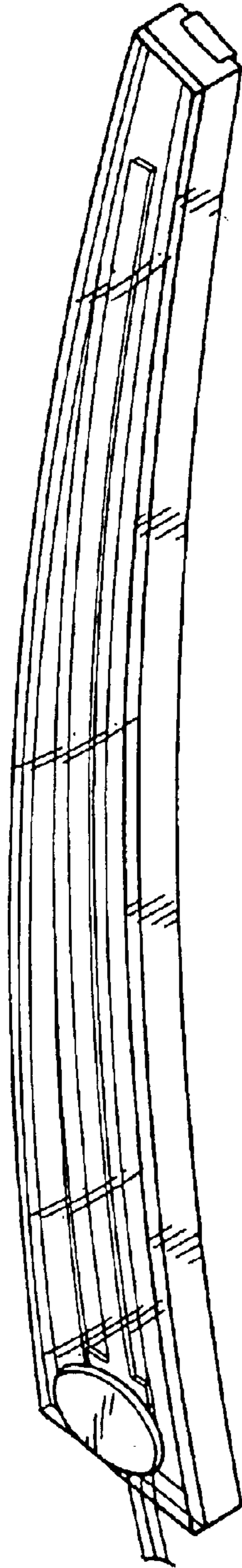


FIG. 1




FIG. 2




FIG. 3



FIG. 4

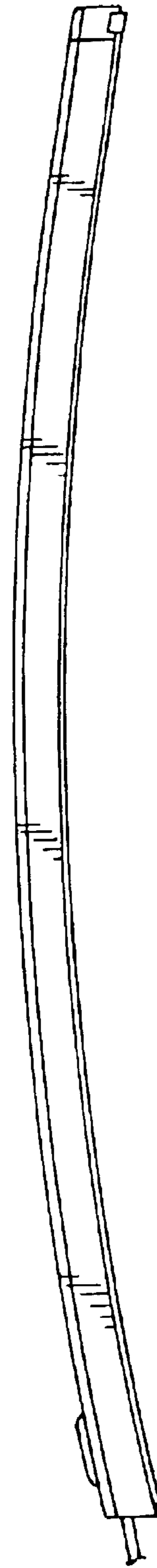


FIG. 5

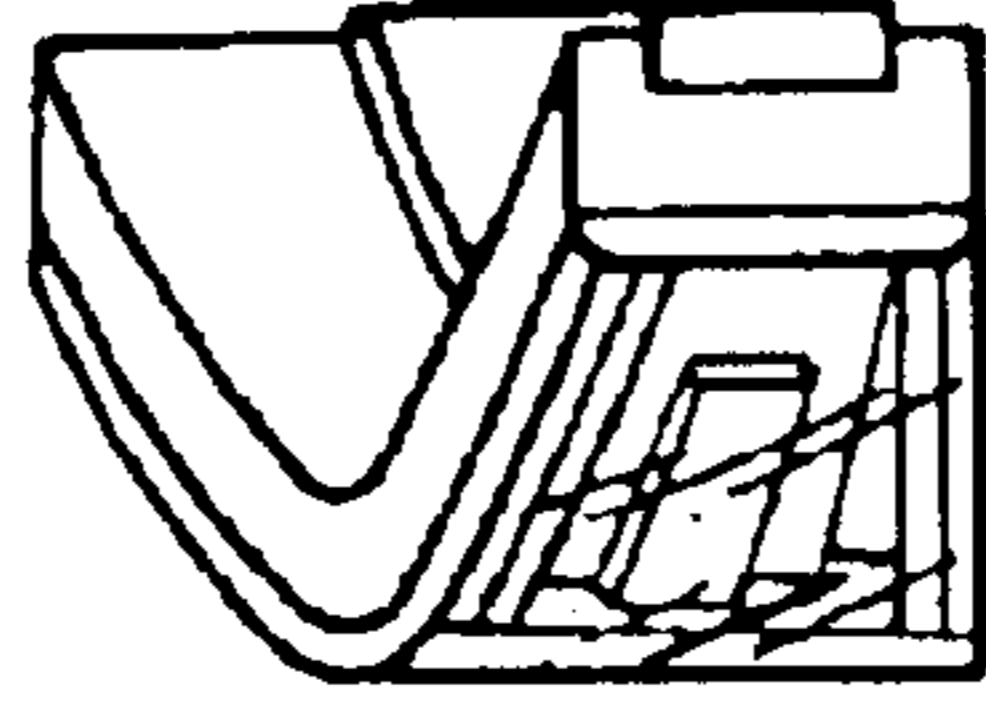


FIG. 6

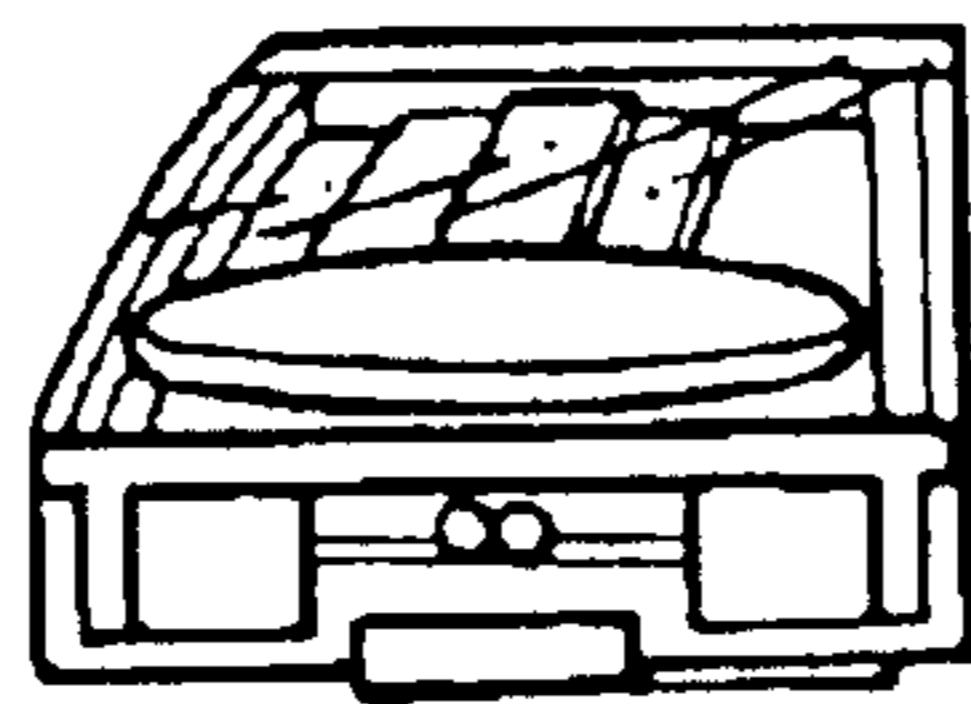


FIG. 7

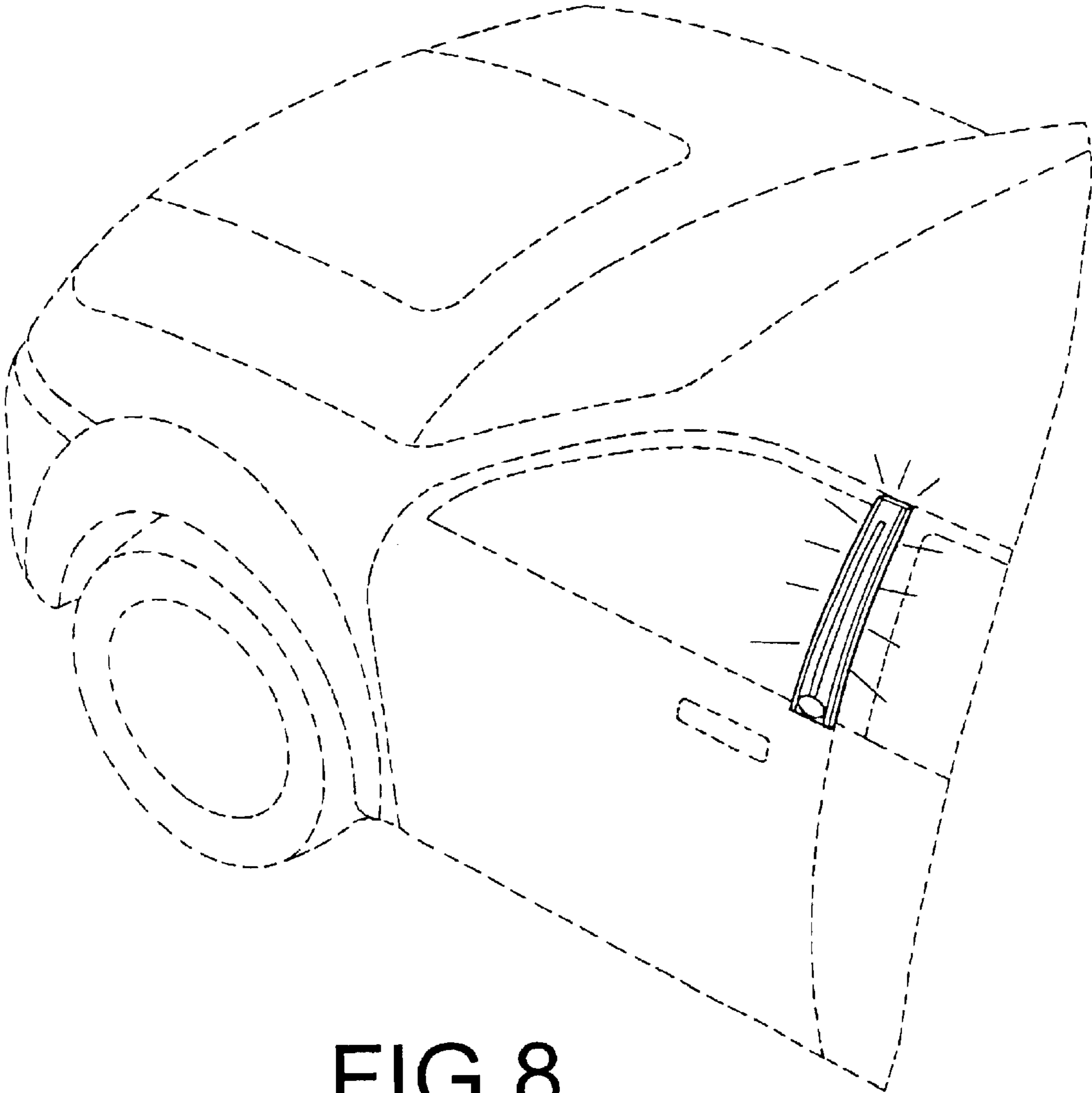


FIG.8