

US00D499458S

(12) **United States Design Patent** (10) **Patent No.:** **US D499,458 S**  
**Flaum et al.** (45) **Date of Patent:** **\*\* Dec. 7, 2004**

(54) **ADJUSTABLE LIE HOCKEY BLADE**

(75) Inventors: **Richard V. Flaum**, Birmingham, MI  
(US); **Brian L. Klanow**, Ortonville, MI  
(US)

(73) Assignee: **Black Beauty Custom Sticks, LLC**,  
Birmingham, MI (US)

(\*\*) Term: **14 Years**

(21) Appl. No.: **29/192,959**

(22) Filed: **Oct. 31, 2003**

#### Related U.S. Application Data

(63) Continuation-in-part of application No. 10/371,032, filed on  
Feb. 20, 2003, which is a continuation-in-part of application  
No. 10/309,839, filed on Dec. 4, 2002.

(51) **LOC (7) Cl.** ..... **21-02**

(52) **U.S. Cl.** ..... **D21/727**

(58) **Field of Search** ..... D21/727; 473/295,  
473/239, 248, 296, 246, 560-563

(56) **References Cited**

#### U.S. PATENT DOCUMENTS

1,561,349 A \* 11/1925 Murphy et al. .... 473/295

3,102,726 A \* 9/1963 Barrett ..... 473/239

3,663,019 A \* 5/1972 Palotsee ..... 473/295

4,736,951 A \* 4/1988 Grant ..... 473/246

5,263,711 A \* 11/1993 Addis et al. .... 473/562

6,248,031 B1 \* 6/2001 Brodie ..... 473/560

\* cited by examiner

*Primary Examiner*—Mitchell Siegel

(74) *Attorney, Agent, or Firm*—Dobrusin & Thennisch PC

(57) **CLAIM**

The ornamental design of an adjustable lie hockey blade, as  
shown and described.

#### DESCRIPTION

FIG. 1 is a perspective view illustrating the adjustable lie  
hockey blade of the present invention;

FIG. 2 is a rear elevational view thereof;

FIG. 3 is a front elevational view thereof;

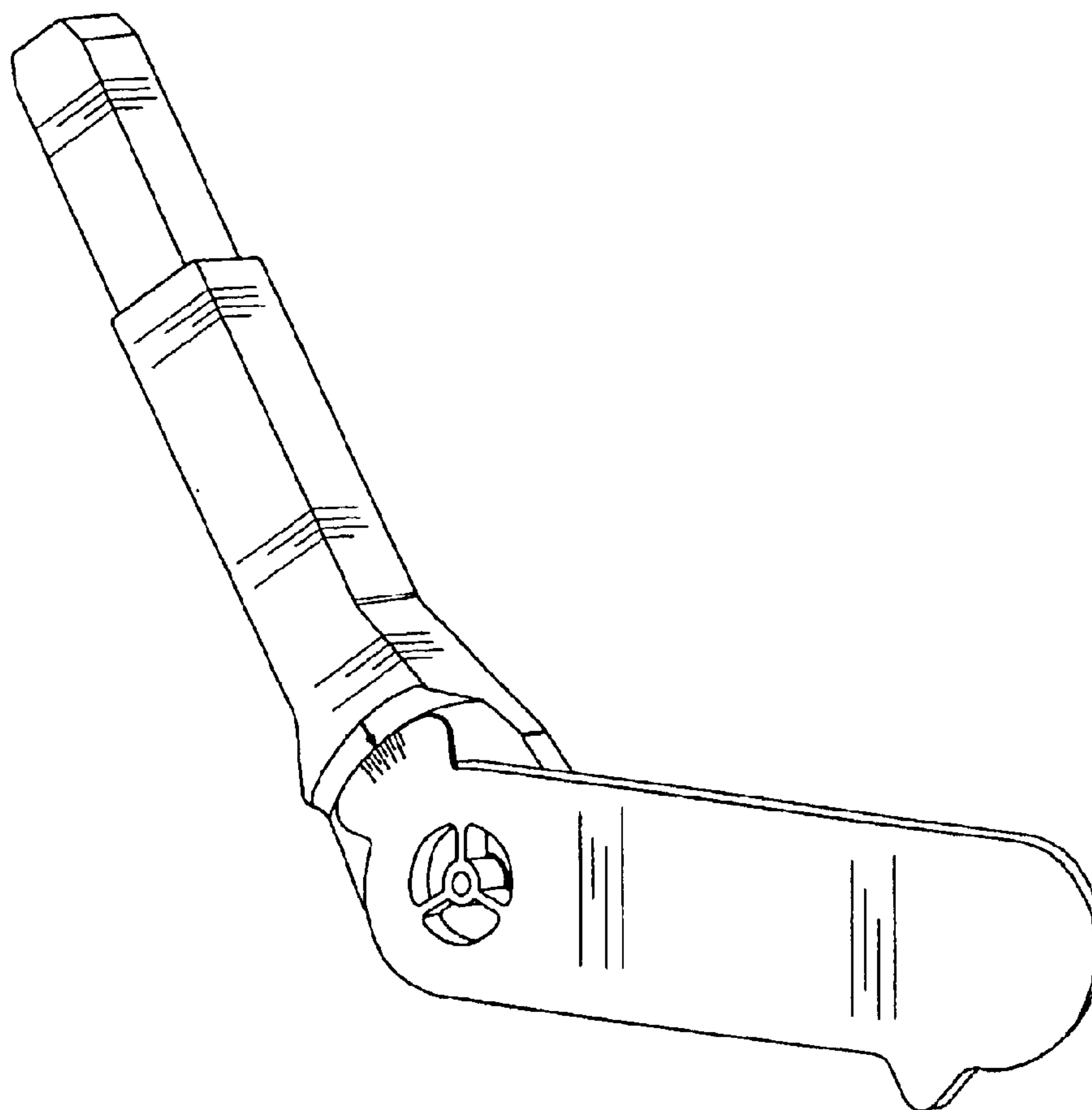
FIG. 4 is a left side elevational view thereof;

FIG. 5 is a right side elevational view thereof;

FIG. 6 is a bottom view of FIG. 4 thereof; and,

FIG. 7 is a bottom view of FIG. 5 thereof.

**1 Claim, 2 Drawing Sheets**



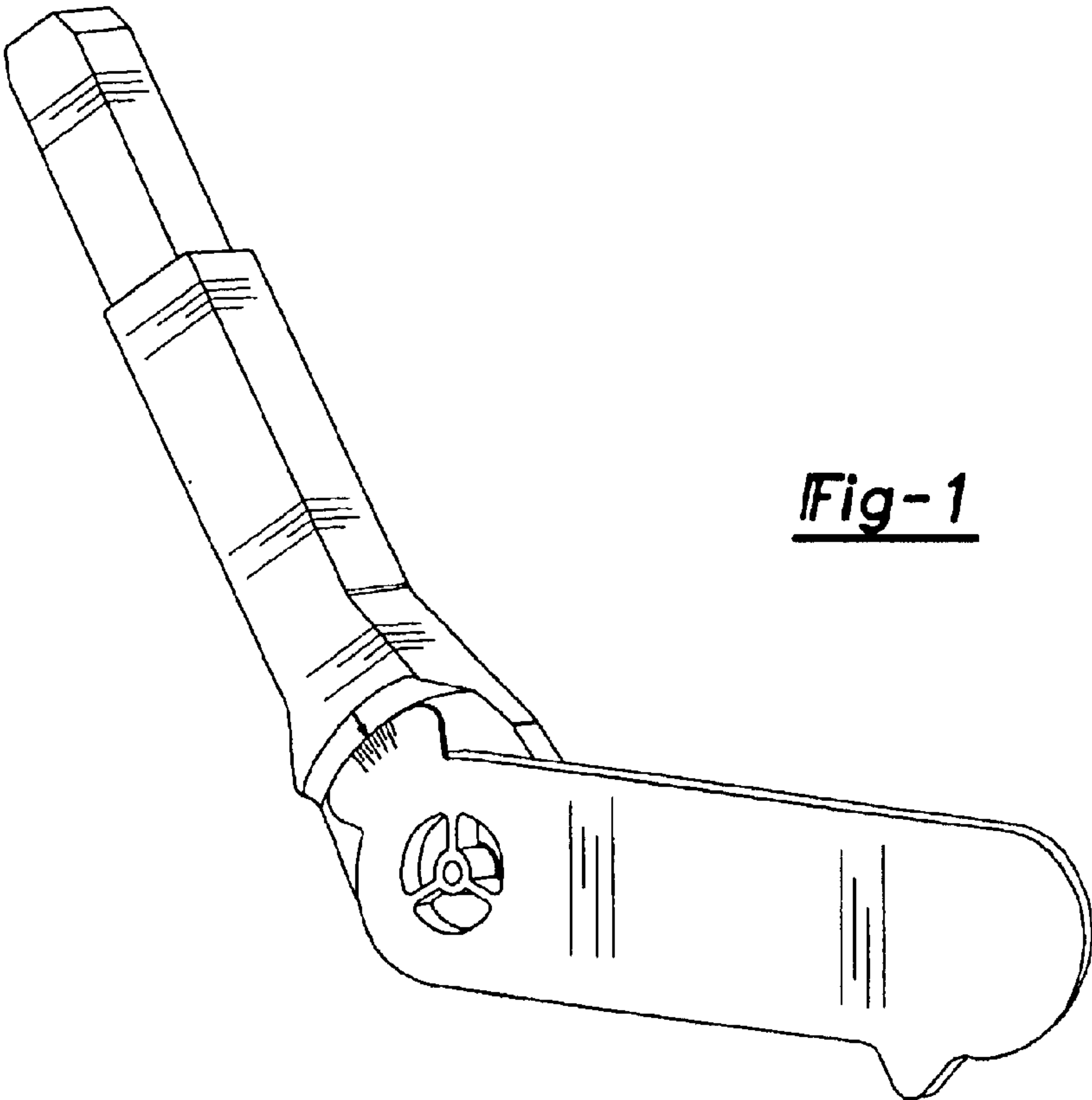


Fig-1



Fig-2




Fig-3

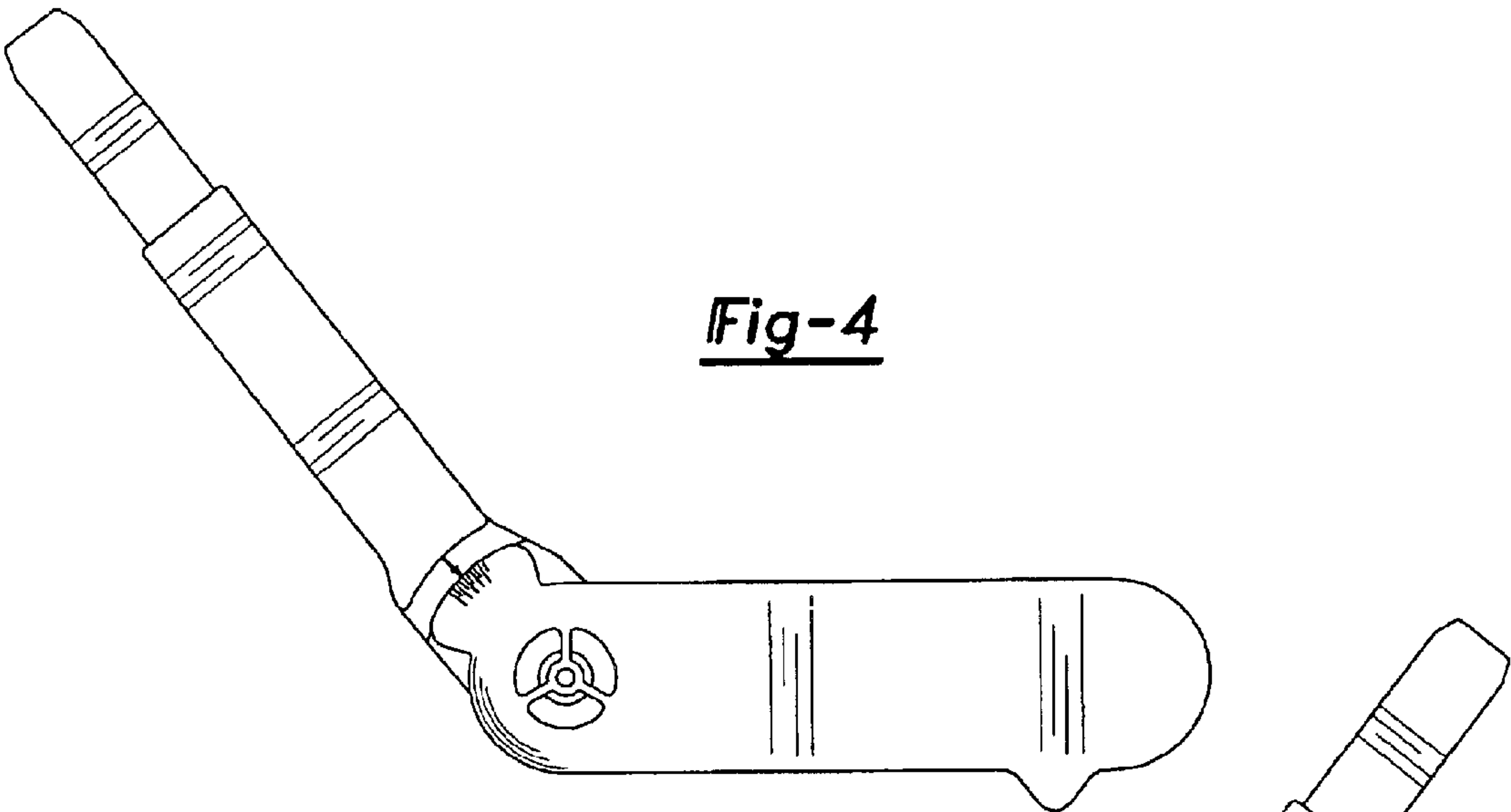


Fig-4

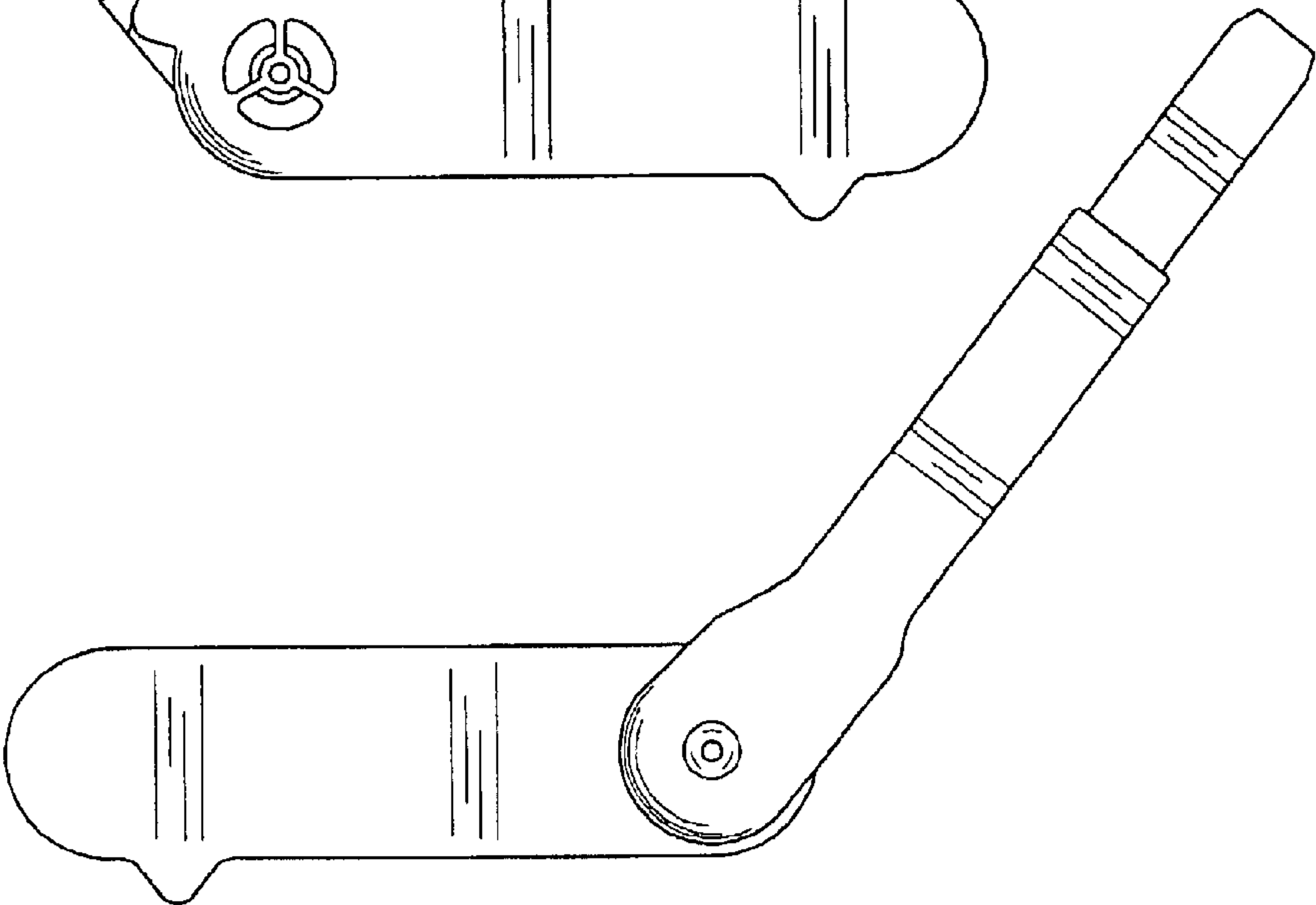


Fig-5

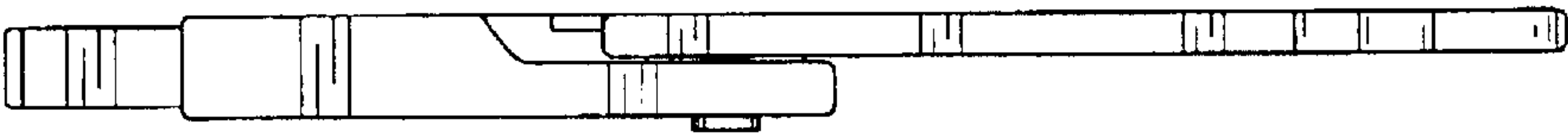


Fig-6



Fig-7