

US00D499455S

(12) **United States Design Patent**
Oberhofer

(10) **Patent No.:** **US D499,455 S**
(45) **Date of Patent:** **** Dec. 7, 2004**

(54) **TOY**

(76) **Inventor:** **Rudolf Oberhofer**, Haupster 114,
85123 Karlskron (DE)

(**) **Term:** **14 Years**

(21) **Appl. No.:** **29/187,335**

(22) **Filed:** **Jul. 30, 2003**

(30) **Foreign Application Priority Data**

Jan. 31, 2003 (DE) 403 00 771

(51) **LOC (7) Cl.** **21-01**

(52) **U.S. Cl.** **D21/616**

(58) **Field of Search** D11/158, 162;
D21/576, 585, 587-590, 616; D30/160;
446/72, 369

(56) **References Cited**

U.S. PATENT DOCUMENTS

D147,988 S	*	11/1947	Pierce	D21/616
D155,252 S	*	9/1949	Wolf	D21/616
D165,616 S	*	1/1952	Van Tuyl	D21/616
D215,868 S		11/1969	Frank		
D249,030 S	*	8/1978	Bossons	D11/158
D282,092 S		1/1986	Adams		
D284,656 S		7/1986	Lee		
D293,079 S		12/1987	Ferrero		
D356,350 S		3/1995	Berggreen		
D358,298 S		5/1995	Brown et al.		
D422,492 S		4/2000	Indelicato et al.		
D470,900 S		2/2003	Steele-Kurtin et al.		

OTHER PUBLICATIONS

Fun Farm 1986 Catalog, p. 3, Elliot.*
"Playthings" Jan. 1995. Inside cover, Gund "Mumfie".*
Tabortoy's Industria Giocattoli brochure, p. 2, Elephant.*

Dankin 1995 Baby Things Catalog, p. 34, Elephant.*
Printout of web pages for Ottifanten Supermarkt, www.deutschrock.de/cgi-bin/ottoshop2, at least as early as Jul. 1, 2003.
Printout of web pages, Steiff at The Toy Shoppe, www.the-toyshppe.com/steiffPages, at least as early as Jul. 1, 2003.
Printout of web pages, DisneyStore.com, www.disneystore.go.com, at least as early as Jul 1, 2003.
Printout of web page www.elefanten.de, at least as early as Jul. 1, 2003.

* cited by examiner

Primary Examiner—Sandra L. Morris
(74) *Attorney, Agent, or Firm*—Dority & Manning, P.A.


(57) **CLAIM**

The ornamental design of a toy, as shown and described.

DESCRIPTION

FIG. 1 is a front plan view of the toy;
FIG. 2 is a perspective view of the left side of the toy, the right side being a mirror image of the left side;
FIG. 3 is a plan view of the right side of the toy, the left side being a mirror image of the right side;
FIG. 4 is a top plan view of the toy shown in FIGS. 1-3;
FIG. 5 is a bottom plan view of the toy; and,
FIG. 6 is a back plan view of the toy.
The bottom is flat so as to enable the toy to rest on a flat surface and forms no part of the claimed design.
The broken line showing of environmental structure is for illustrative purposes only and forms no part of the claimed design.

1 Claim, 3 Drawing Sheets






FIG. 1

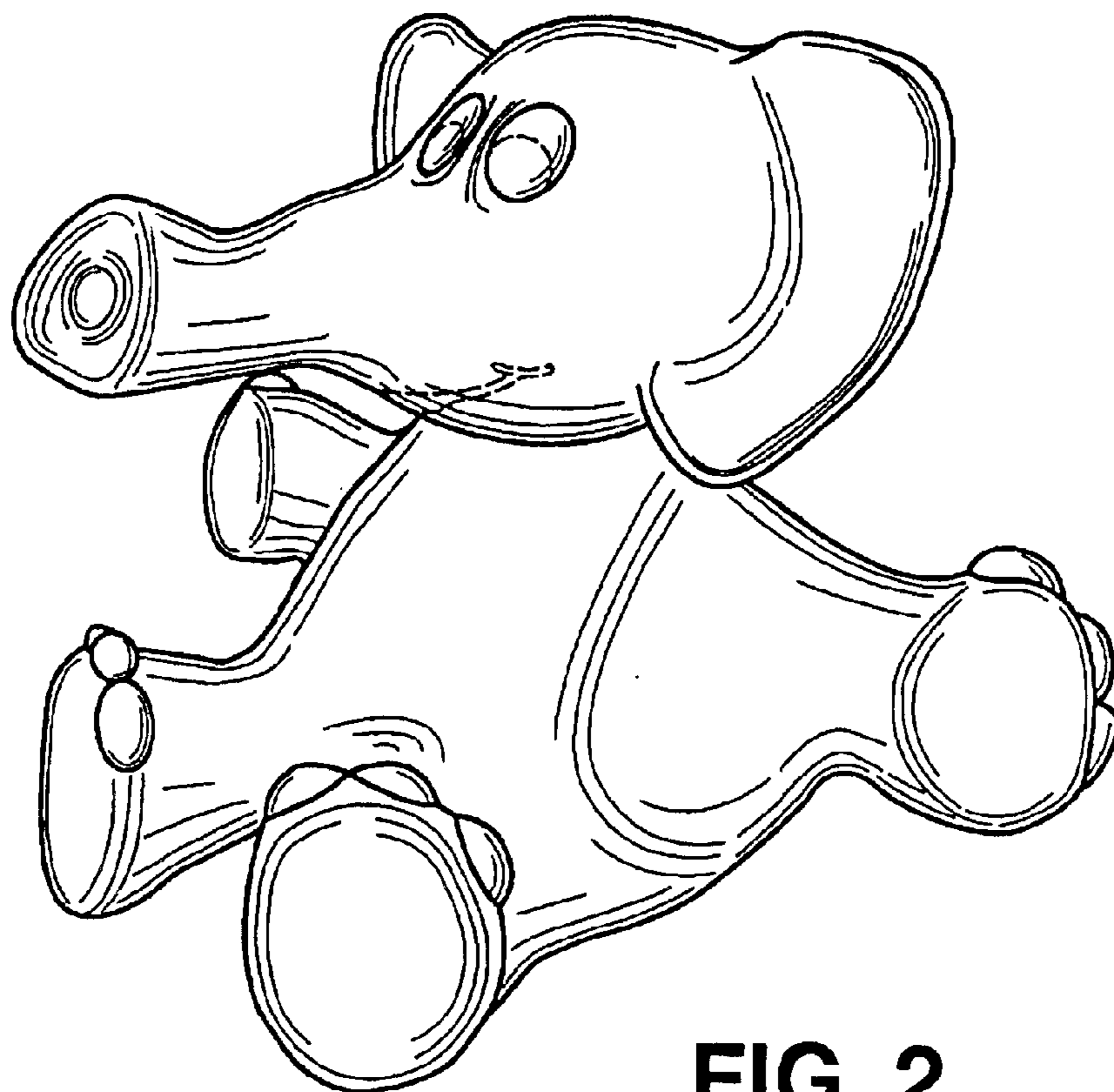


FIG. 2

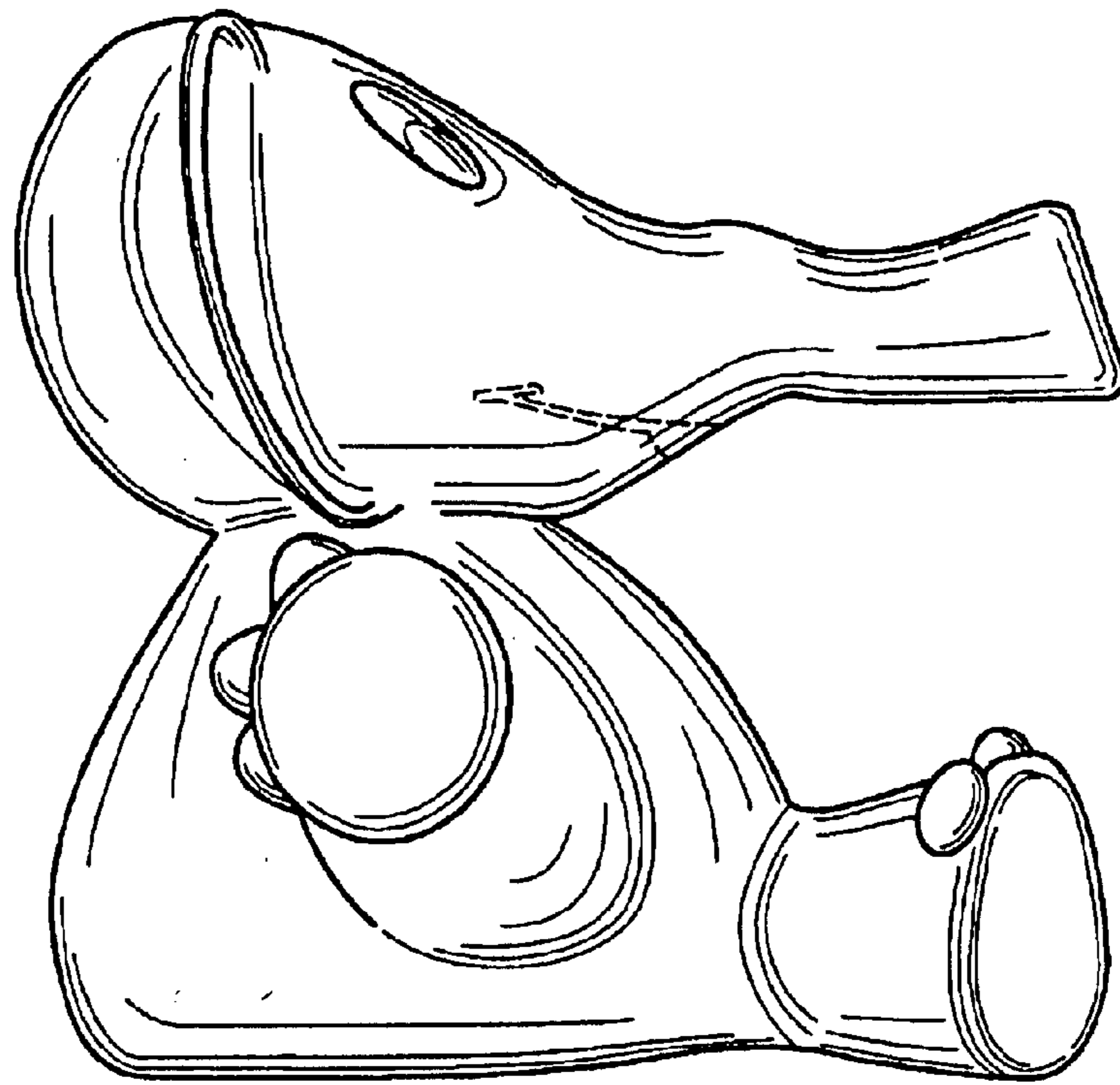


FIG. 3

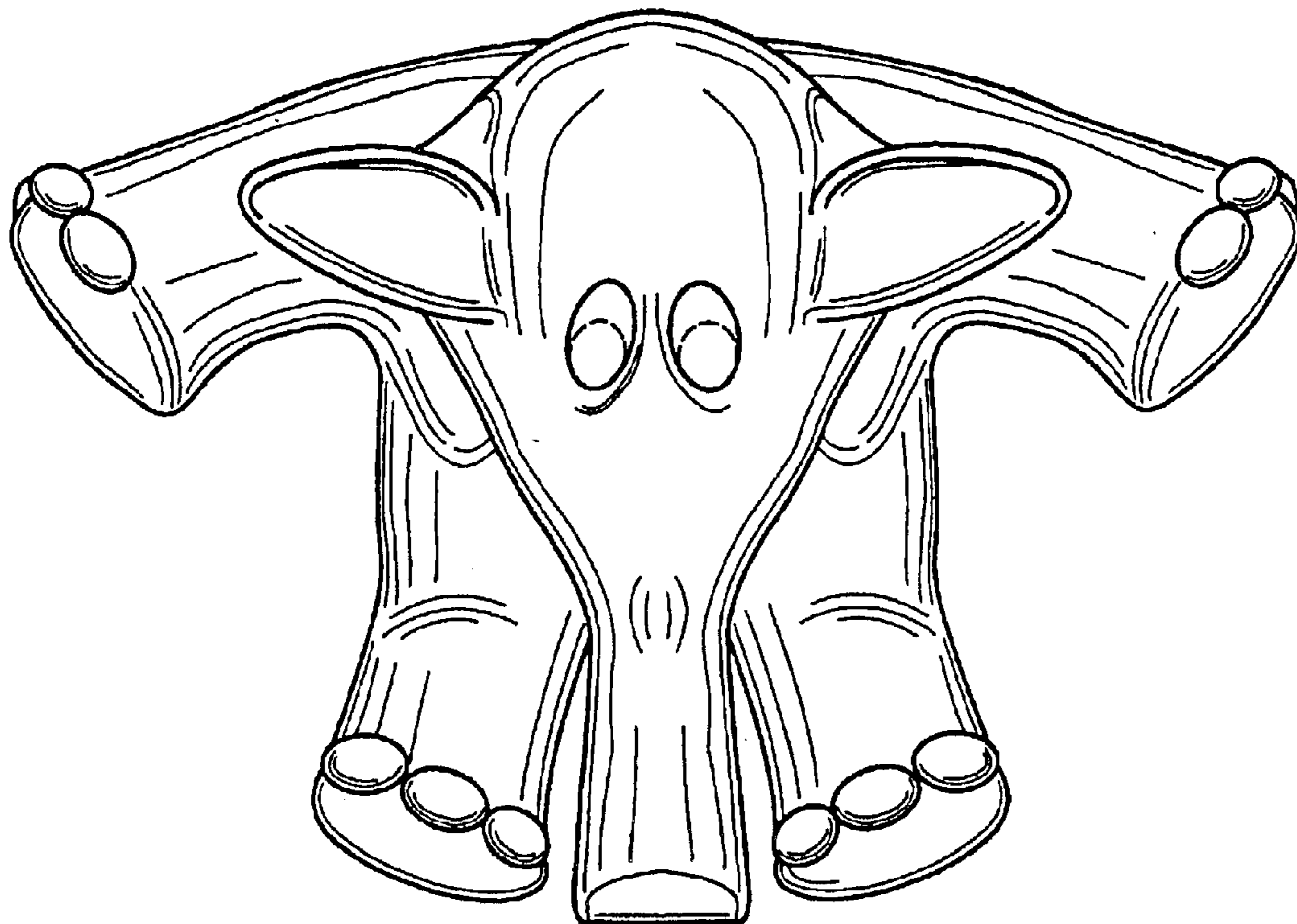


FIG. 4

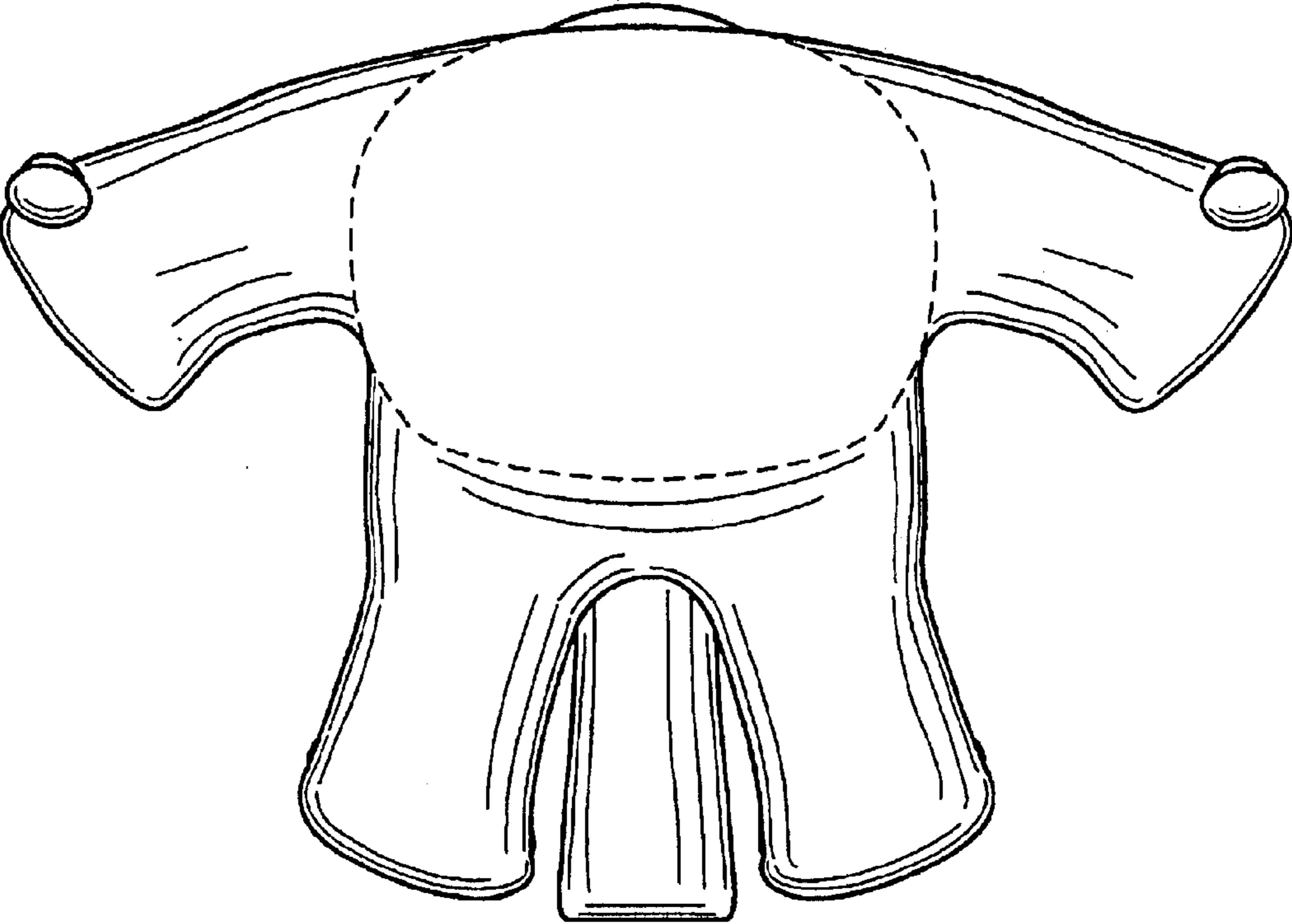


FIG. 5

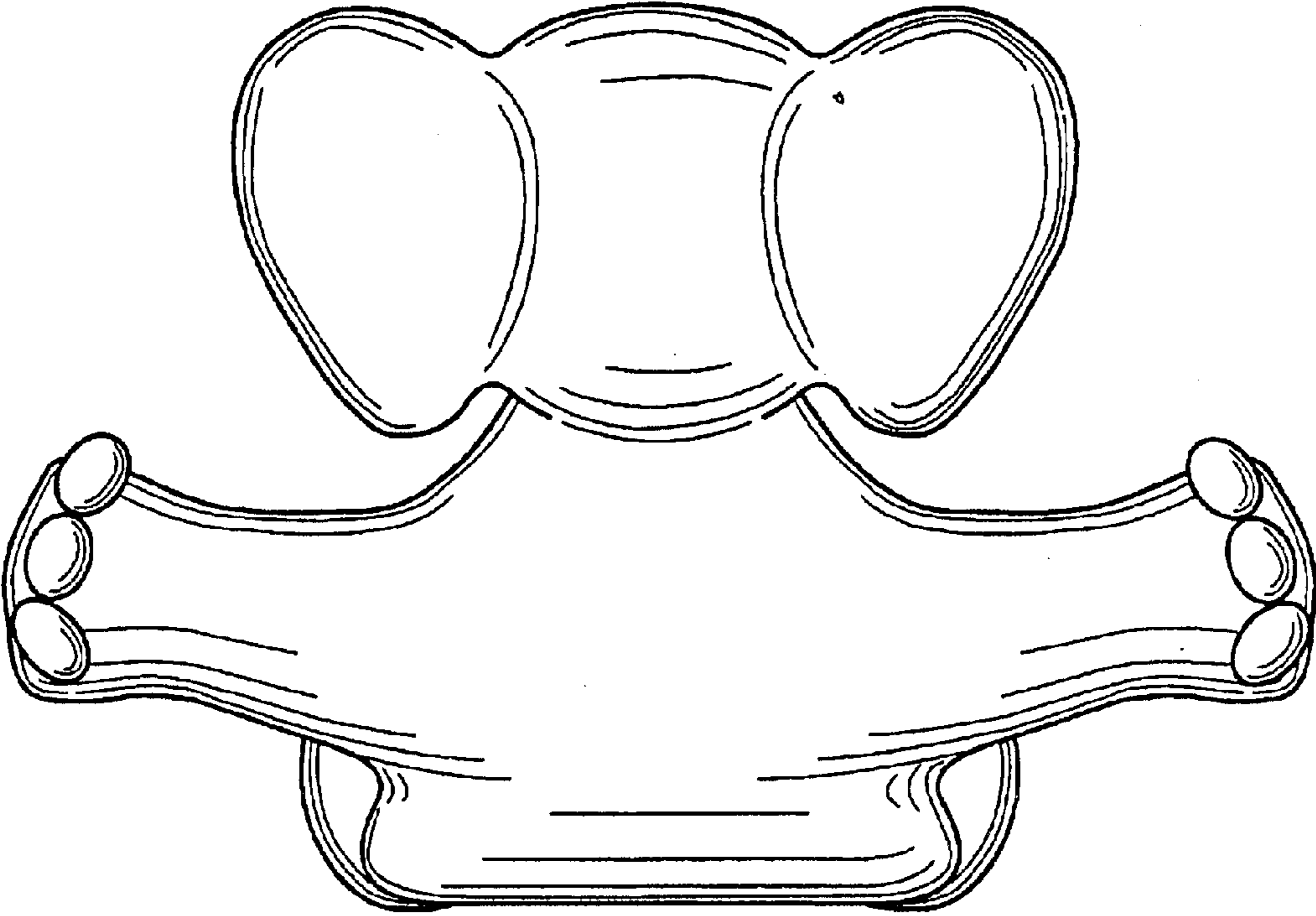


FIG. 6