

US00D499450S

(12) **United States Design Patent**  
**Goodman et al.**

(10) **Patent No.: US D499,450 S**

(45) **Date of Patent: \*\* Dec. 7, 2004**

(54) **PENCIL CUP**

D433,287 S 11/2000 Goodman et al.  
D436,626 S \* 1/2001 Wang ..... D19/85  
D451,136 S 11/2001 Goodman et al.  
D454,371 S 3/2002 Goodman et al.

(75) Inventors: **Sheldon H. Goodman**, 30905 Stratford Dr., Solon, OH (US) 44139; **Brian R. Stelmarski**, Streetsboro, OH (US)

**OTHER PUBLICATIONS**

(73) Assignee: **Sheldon H. Goodman**, Solon, OH (US)

Spectrum New For 2002 New Products Brochure, Circa 2002, Cover page and 7 pages.

(\*\*) Term: **14 Years**

Spectrum Pantry Storage, Circa 2002, Cover page and 3 pages.

(21) Appl. No.: **29/197,032**

Spectrum Home Office, Circa 2002, Cover page and 5 pages.

(22) Filed: **Jan. 8, 2004**

\* cited by examiner

(51) **LOC (7) Cl. .... 19-06**

*Primary Examiner*—Martie K. Holtje

(52) **U.S. Cl. .... D19/85; D19/77; D34/1**

(74) *Attorney, Agent, or Firm*—Fay, Sharpe, Fagan, Minnich & McKee, LLP

(58) **Field of Search** ..... D9/443; D34/1; D19/35, 36, 65, 75, 77, 78, 81–85, 99, 95, 100; D7/640, 641; 206/214, 224, 371; 211/69.1–69.9; D3/306, 609; 220/630

(57) **CLAIM**

The ornamental design for a pencil cup, as shown and described.

(56) **References Cited**

**DESCRIPTION**

**U.S. PATENT DOCUMENTS**

3,047,185 A \* 7/1962 Lewis ..... 220/630  
D267,332 S \* 12/1982 Pirovano et al. .... D19/85  
D332,802 S 1/1993 Greenhut et al.  
D335,559 S \* 5/1993 Land ..... D34/1  
D359,824 S \* 6/1995 Provencio et al. .... D34/1  
D369,262 S \* 4/1996 Aaron ..... D34/1 X  
D393,003 S \* 3/1998 Nichols ..... D19/85  
D397,000 S 8/1998 Goodman et al.  
D397,361 S 8/1998 Goodman et al.  
D401,067 S \* 11/1998 Hampshire ..... D13/309

FIG. 1 is a right side elevational view of a pencil cup showing our new design, a left side elevational view being identical thereto;


FIG. 2 is a front elevational view thereof, a rear elevational view being identical thereto;

FIG. 3 is a top view thereof;

FIG. 4 is a bottom view thereof; and,

FIG. 5 is a perspective view thereof.

**1 Claim, 3 Drawing Sheets**



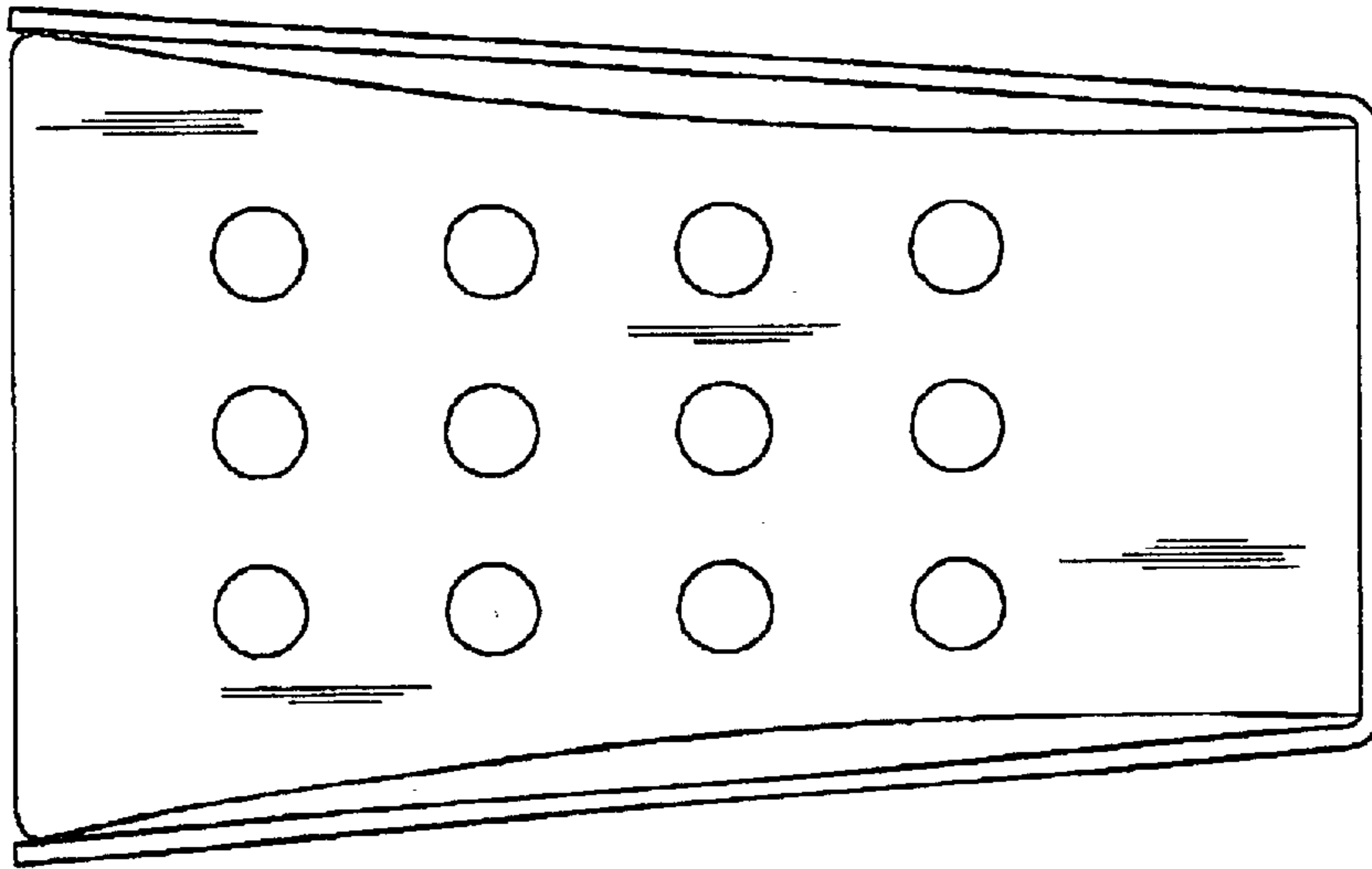


FIG. 1

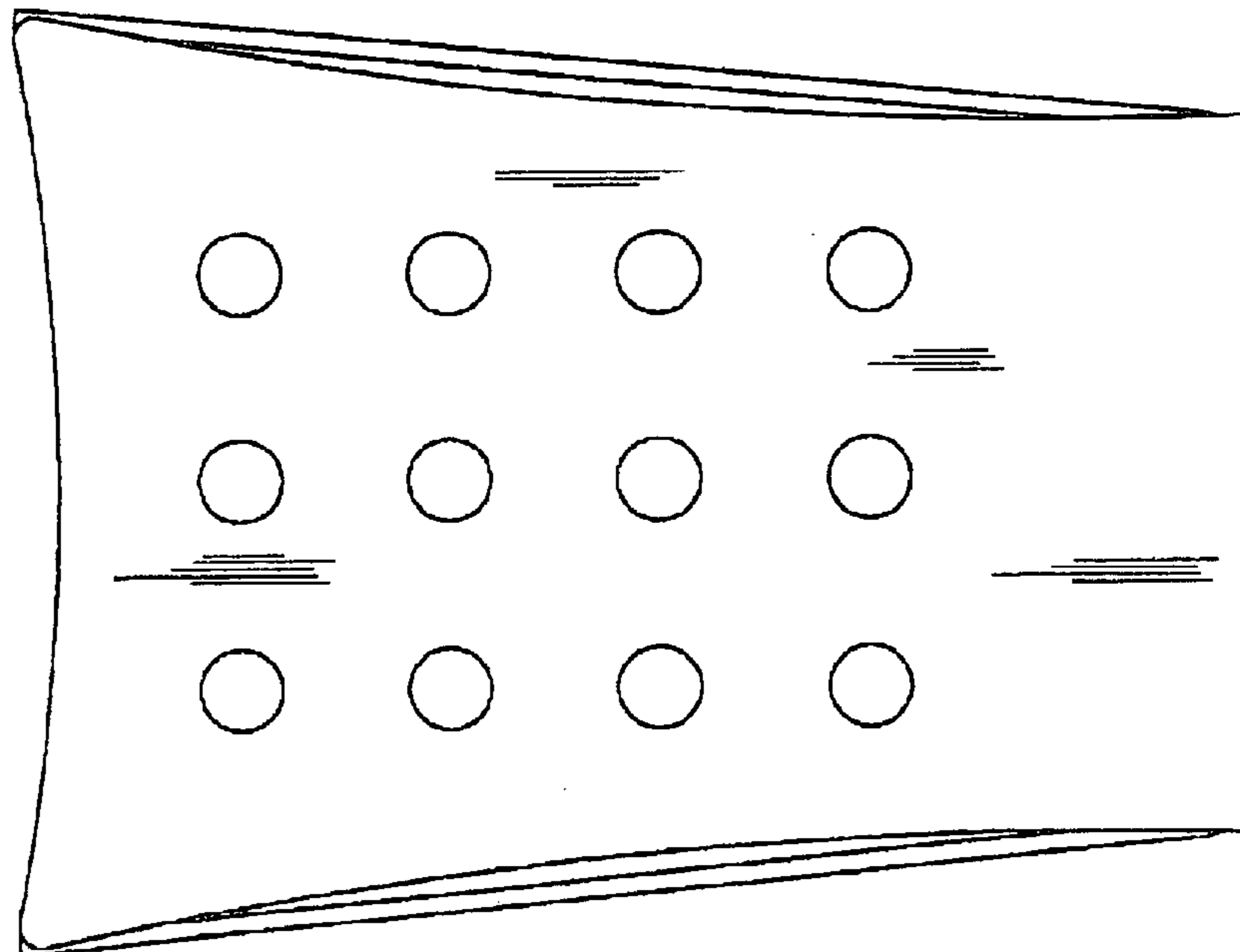


FIG. 2

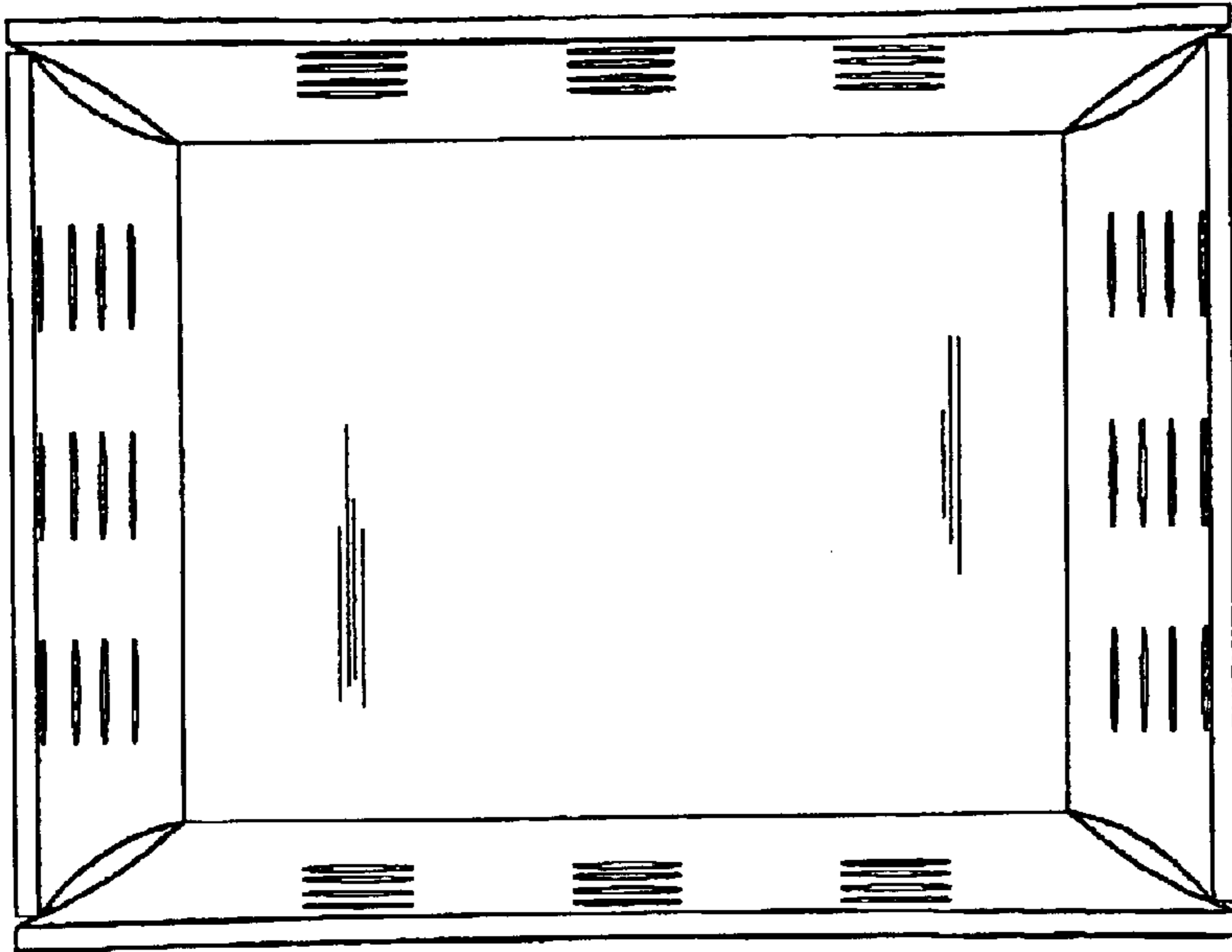


FIG. 3

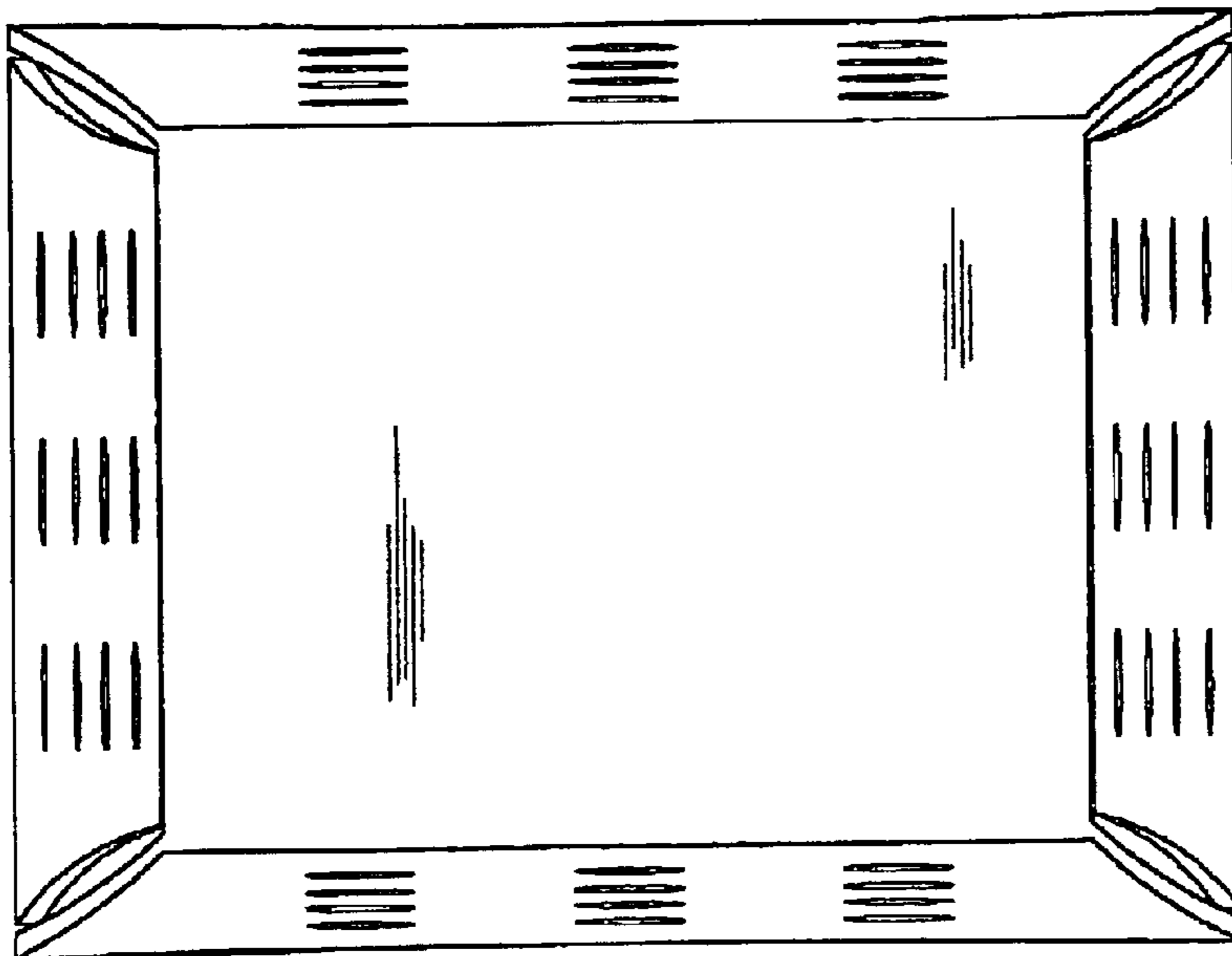


FIG. 4




FIG. 5