

US00D499424S

(12) **United States Design Patent** (10) **Patent No.:** **US D499,424 S**
Bahroocha (45) **Date of Patent:** **** Dec. 7, 2004**

(54) **MEDIA PLAYER**

(75) Inventor: **Leonard Tan Bahroocha**, Singapore (SG)

(73) Assignee: **Creative Technology Limited**, Singapore (SG)

(**) Term: **14 Years**

(21) Appl. No.: **29/205,048**

(22) Filed: **May 6, 2004**

(51) **LOC (7) Cl.** **14-03**

(52) **U.S. Cl.** **D14/496**

(58) **Field of Search** D14/496, 125, D14/137, 159, 160, 474, 433, 435; 273/148 B; 700/94; 710/62, 63, 100; 365/189.05; 348/231.3, 231; 463/40-47; 206/308.1, 307, 308.3; 369/2, 24, 25; 370/342-344

(56) **References Cited**

U.S. PATENT DOCUMENTS

4,769,764	A	*	9/1988	Levanon	361/680
D340,059	S	*	10/1993	Wetzel et al.	D14/256
5,282,621	A	*	2/1994	Tseng	463/45
5,452,180	A	*	9/1995	Register et al.	361/686
5,556,108	A	*	9/1996	Nagano et al.	463/45
5,563,400	A	*	10/1996	Le Roux	235/486
D438,525	S		3/2001	Katayama		
6,238,291	B1	*	5/2001	Fujimoto et al.	463/44
D470,506	S	*	2/2003	Sadatsuki	D14/496
D472,245	S	*	3/2003	Andre et al.	D14/496
6,671,567	B1	*	12/2003	Dwyer et al.	700/94
D489,731	S	*	5/2004	Huang	D14/496
D492,323	S	*	6/2004	Wang	D14/496
D492,698	S	*	7/2004	Tsai	D14/496

OTHER PUBLICATIONS

Amazon.com web site featuring Compaq IPAQ PA•2 64 MB Digital Audio Player (MP3/WMA) for sale, date first available for sale on Amazon: Mar. 19, 2002, 2 pages.

Amazon.com web site featuring Now Evolution EV-64AMX Portable MP3 Music Player (Windows PC/Mac) for sale, date first available for sale on Amazon: Jul. 3, 2002, 2 pages.

Amazon.com web site featuring Panasonic SV-SD85 MP3/WMA Player for sale, date first available for sale on Amazon: Jul. 29, 2003, 3 pages.

Amazon.com web site featuring RCA Lyra 128 MB MP3 Player for sale, date first available for sale on Amazon: Jun. 1, 2003, 3 pages.

* cited by examiner

Primary Examiner—Prabhakar Deshmukh

(74) *Attorney, Agent, or Firm*—P. Francois de Villiers

(57) **CLAIM**

The ornamental design for a media player, substantially as shown and described.

DESCRIPTION

FIG. 1 is a front perspective view of a first embodiment of a media player in accordance with the present design;

FIG. 2 is a front view of the media player shown in FIG. 1;

FIG. 3 is a rear view of the media player shown in FIG. 1;

FIG. 4 is a left side view of the media player shown in FIG. 1;


FIG. 5 is a right side view of the media player shown in FIG. 1;

FIG. 6 is a top view of the media player shown in FIG. 1; and,

FIG. 7 is a bottom view of the media player shown in FIG. 1.

The phantom dashed lines (broken lines) showing the electrical and mechanical connectors are for illustrative purposes only and form no part of the claimed design.

1 Claim, 4 Drawing Sheets






FIG. 1




FIG. 3

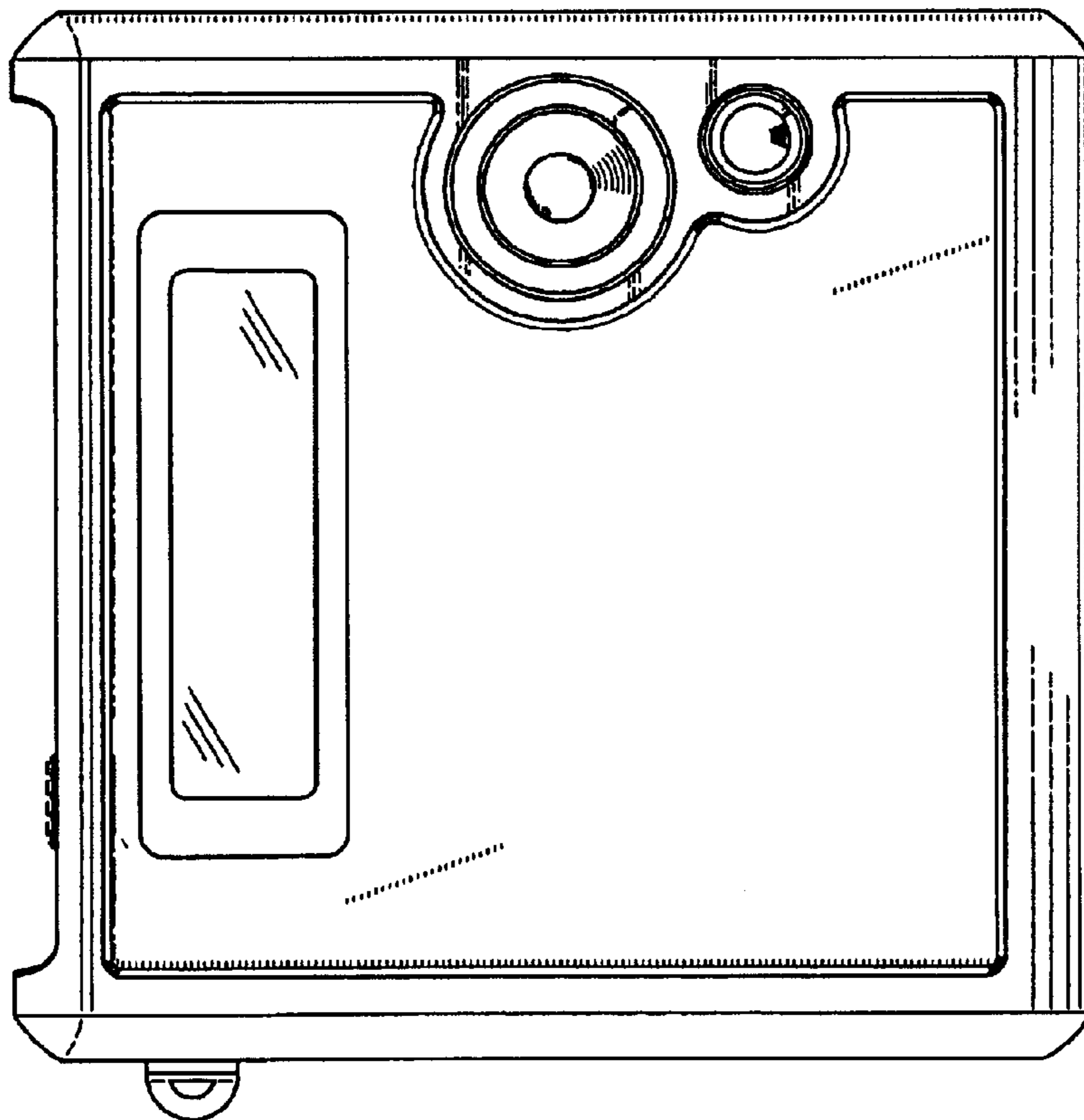


FIG. 2




FIG. 5




FIG. 4

FIG. 6

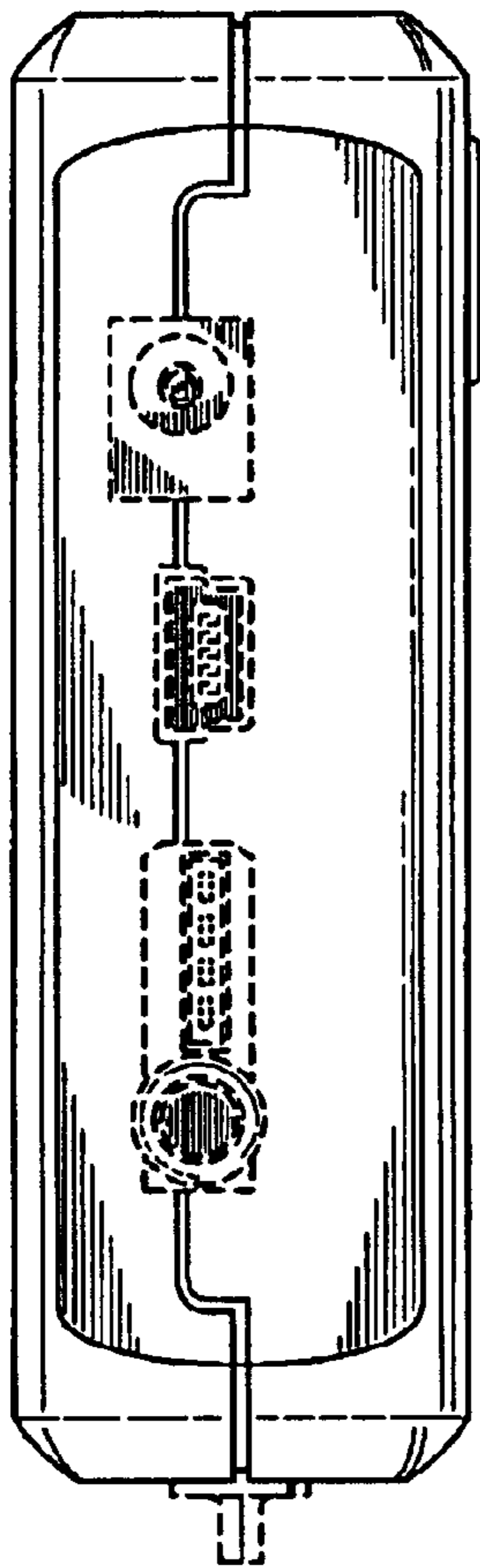


FIG. 7

