

US00D499417S

(12) **United States Design Patent**  
**Su et al.**

(10) **Patent No.:** **US D499,417 S**

(45) **Date of Patent:** **\*\* Dec. 7, 2004**

(54) **COMPUTER FRONT BEZEL**

D431,825 S \* 10/2000 Jean et al. .... D14/444  
D439,254 S \* 3/2001 Zhao ..... D14/441

(75) Inventors: **Tao Su**, Shenzhen (CN); **Chun Chi Liang**, Tu-Chen (TW); **Yun-Dong Xu**, Shenzhen (CN); **Xin-Jian Xu**, Shenzhen (CN)

\* cited by examiner

*Primary Examiner*—Freda S. Nunn  
(74) *Attorney, Agent, or Firm*—Wei Te Chung

(73) Assignee: **Hon Hai Precision Ind. Co., Ltd.**, Taipei Hsien (TW)

(57) **CLAIM**

The ornamental design for a computer front bezel, as shown and described.

(\*\*) Term: **14 Years**

**DESCRIPTION**

(21) Appl. No.: **29/199,624**

FIG. 1 is a perspective view of a computer front bezel of our new design;  
FIG. 2 is a front elevational view thereof;  
FIG. 3 is a rear elevational view thereof;  
FIG. 4 is a left side elevational view thereof;  
FIG. 5 is a right side elevational view thereof;  
FIG. 6 is a top plan view thereof;  
FIG. 7 is a bottom plan view thereof; and,  
FIG. 8 is a perspective view thereof being mounted to a computer case and having a plurality of front covers attached thereto, wherein the computer case and the front covers are shown in broken lines for illustrative purposes only and form no part of the claimed design.

(22) Filed: **Feb. 17, 2004**

(30) **Foreign Application Priority Data**

Nov. 4, 2003 (CN) ..... 200330116611

(51) **LOC (7) Cl.** ..... **14-02**

(52) **U.S. Cl.** ..... **D14/445**

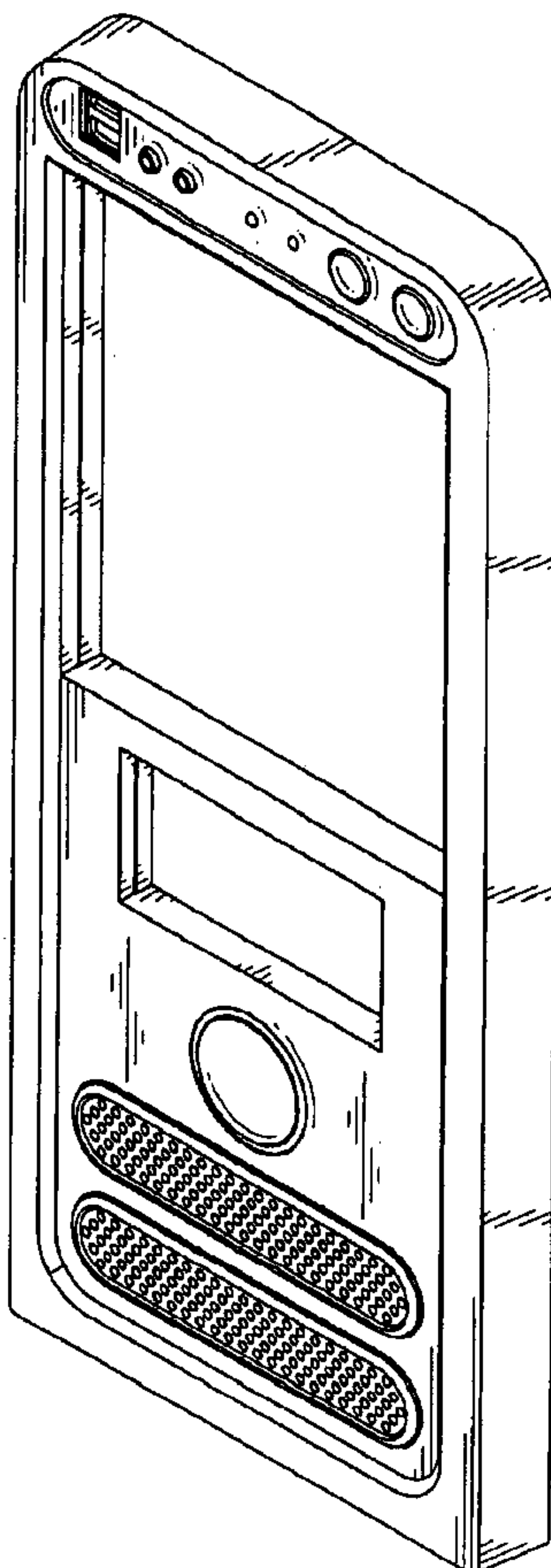
(58) **Field of Search** ..... D14/441-446;  
D13/162, 184, 199; 312/223.2; 361/680-686,  
690-696

(56) **References Cited**

**U.S. PATENT DOCUMENTS**

5,169,218 A \* 12/1992 Chu ..... 312/223.2

**1 Claim, 6 Drawing Sheets**



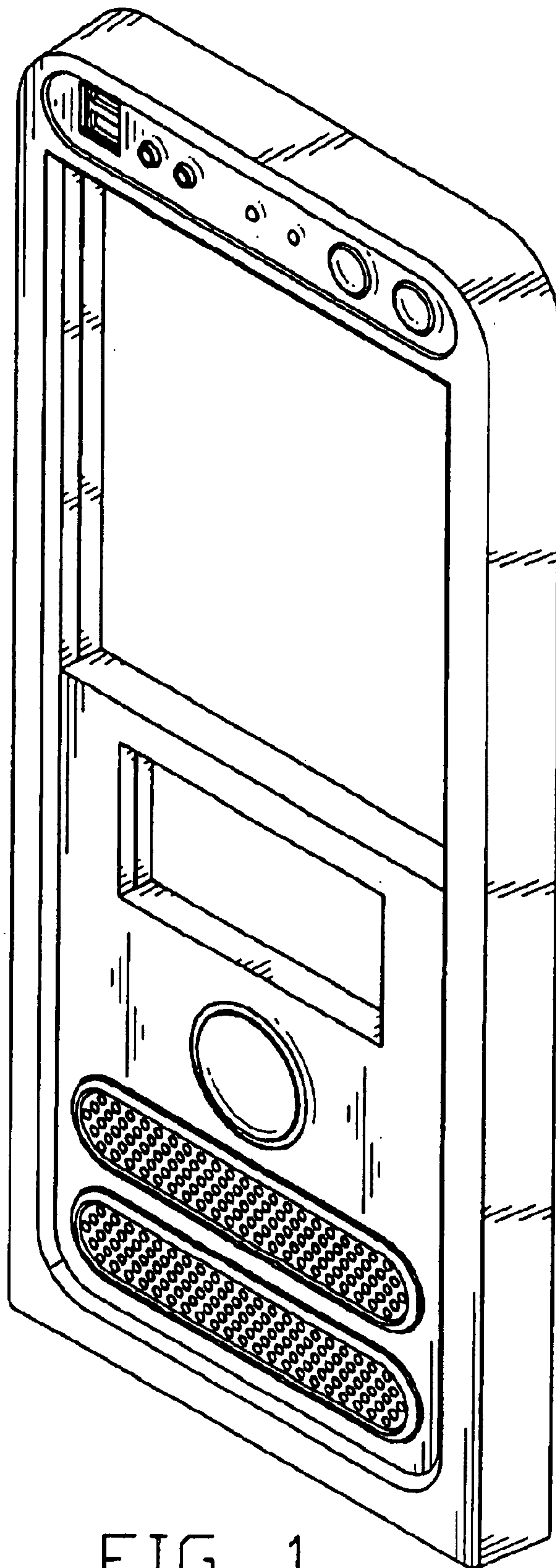


FIG. 1

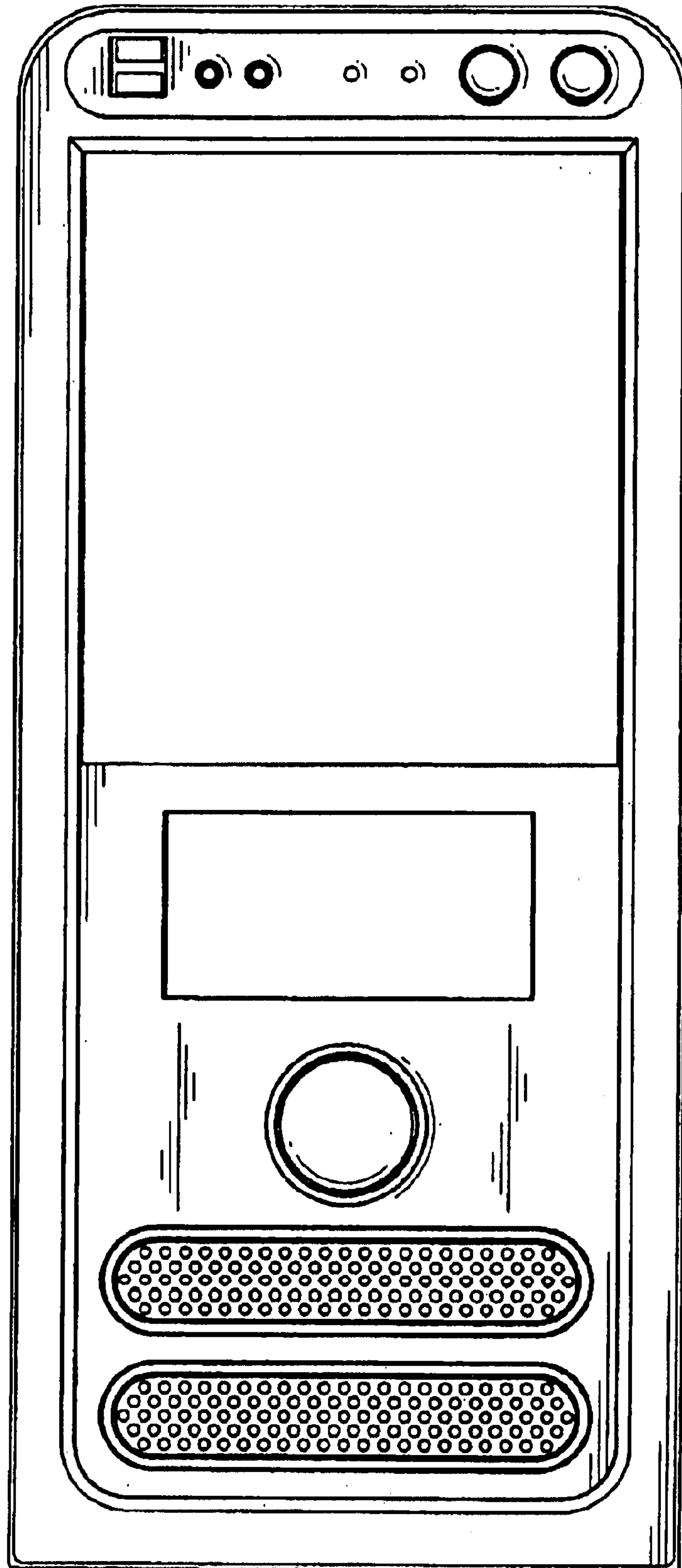


FIG. 2

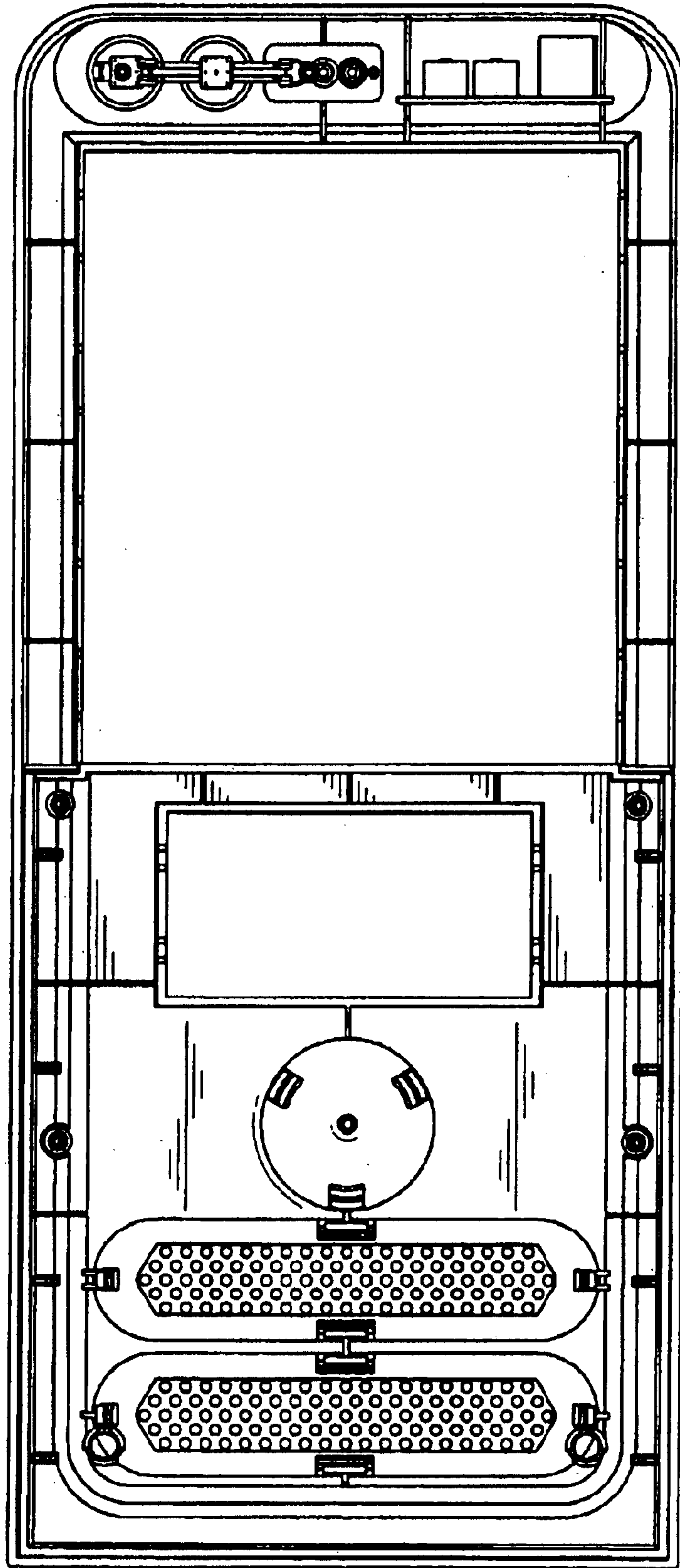


FIG. 3




FIG. 4



FIG. 5

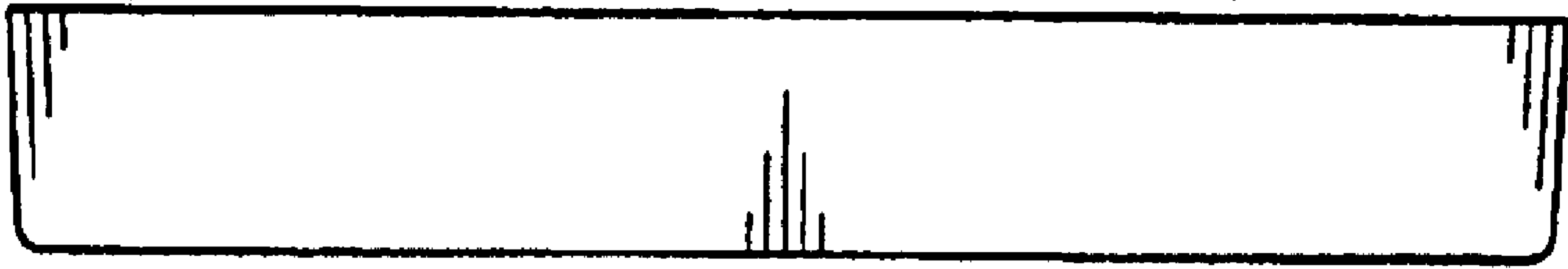


FIG. 6




FIG. 7



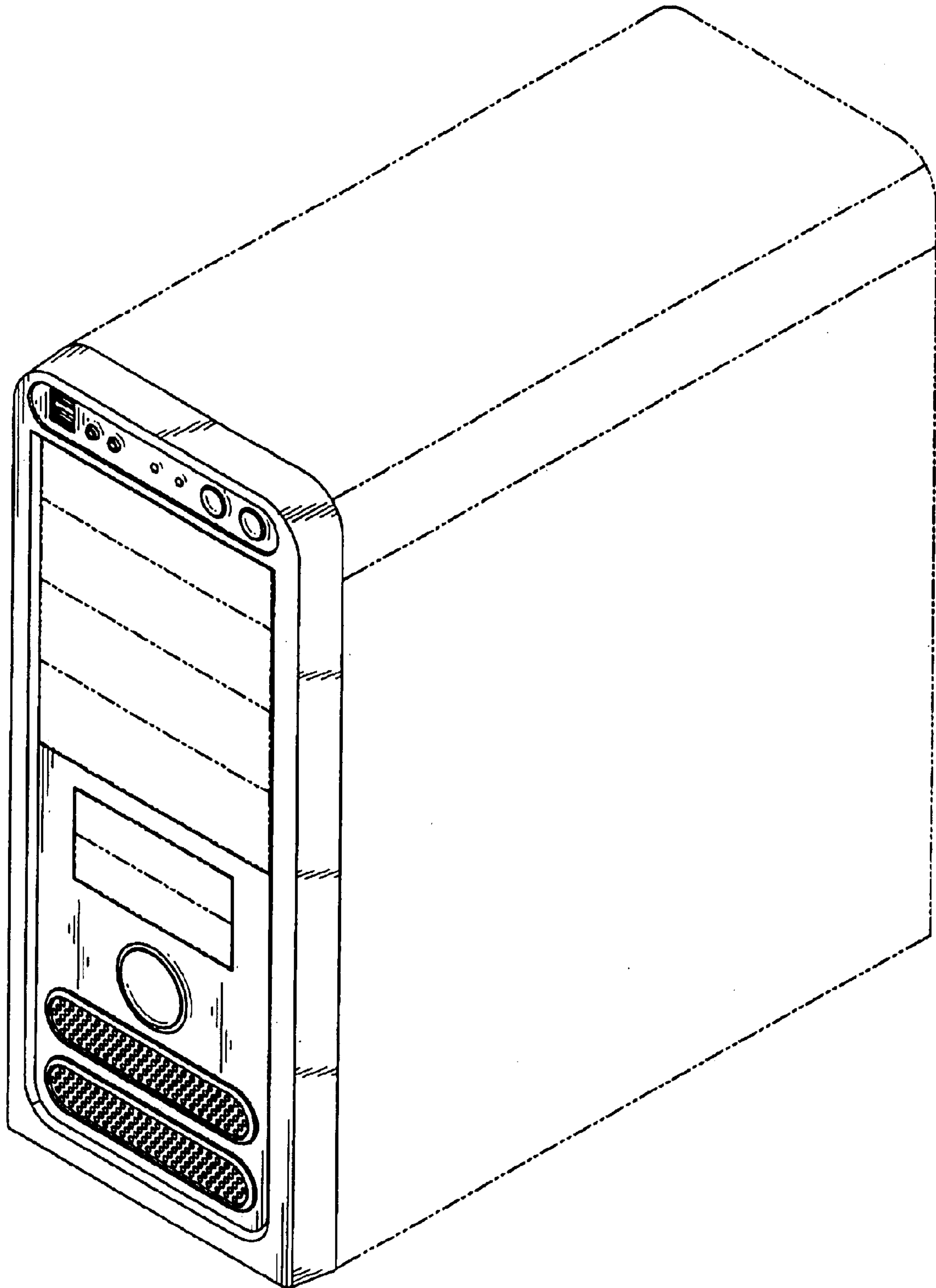


FIG. 8