



US00D499404S

(12) **United States Design Patent** (10) **Patent No.:** **US D499,404 S**  
**Xiao et al.** (45) **Date of Patent:** **\*\* Dec. 7, 2004**

(54) **COMPUTER FRONT BEZEL**

(75) Inventors: **Xin-Jian Xiao**, Shenzhan (CN); **Chun Chi Liang**, Tu-Chen (TW); **Yun-Dong Xu**, Shenzhen (CN); **Ding-Ding Zhang**, Shenzhen (CN)

(73) Assignee: **Hon Hai Precision Ind. Co., Ltd.**, Taipei Hsien (TW)

(\*\*) Term: **14 Years**

(21) Appl. No.: **29/199,416**

(22) Filed: **Feb. 13, 2004**

(30) **Foreign Application Priority Data**

Oct. 29, 2003 (CN) ..... 2003301161484

(51) **LOC (7) Cl.** ..... **14-02**

(52) **U.S. Cl.** ..... **D14/441**

(58) **Field of Search** ..... D14/371-375, D14/125-129; 345/104, 156, 168, 173, 901-905, 87; 348/180, 184, 325, 739; 349/1, 2, 11, 62; 248/917-924; 312/223.2

(56) **References Cited**

**U.S. PATENT DOCUMENTS**

5,169,218 A \* 12/1992 Chu ..... 312/223.2

5,884,988 A \* 3/1999 Foo et al. .... 312/223.2  
D431,825 S \* 10/2000 Jean et al. .... D14/444  
D439,254 S \* 3/2001 Zhao ..... D14/441  
D464,357 S \* 10/2002 Chien et al. .... D14/444

\* cited by examiner

*Primary Examiner*—Freda S. Nunn

(74) *Attorney, Agent, or Firm*—Wei Te Chung

(57) **CLAIM**

The ornamental design for a computer front bezel, as shown and described.

**DESCRIPTION**

FIG. 1 is a perspective view of a computer front bezel of our new design;

FIG. 2 is a front elevational view thereof;

FIG. 3 is a rear elevational view thereof;

FIG. 4 is a left side elevational view thereof;


FIG. 5 is a right side elevational view thereof;

FIG. 6 is a top plan view thereof;

FIG. 7 is a bottom plan view thereof; and,

FIG. 8 is a perspective view thereof being mounted to a computer case and having a plurality of front covers attached thereto, wherein the computer case and the front covers are shown in broken lines for illustrative purposes only and form no part of the claimed design.

**1 Claim, 6 Drawing Sheets**






FIG. 1

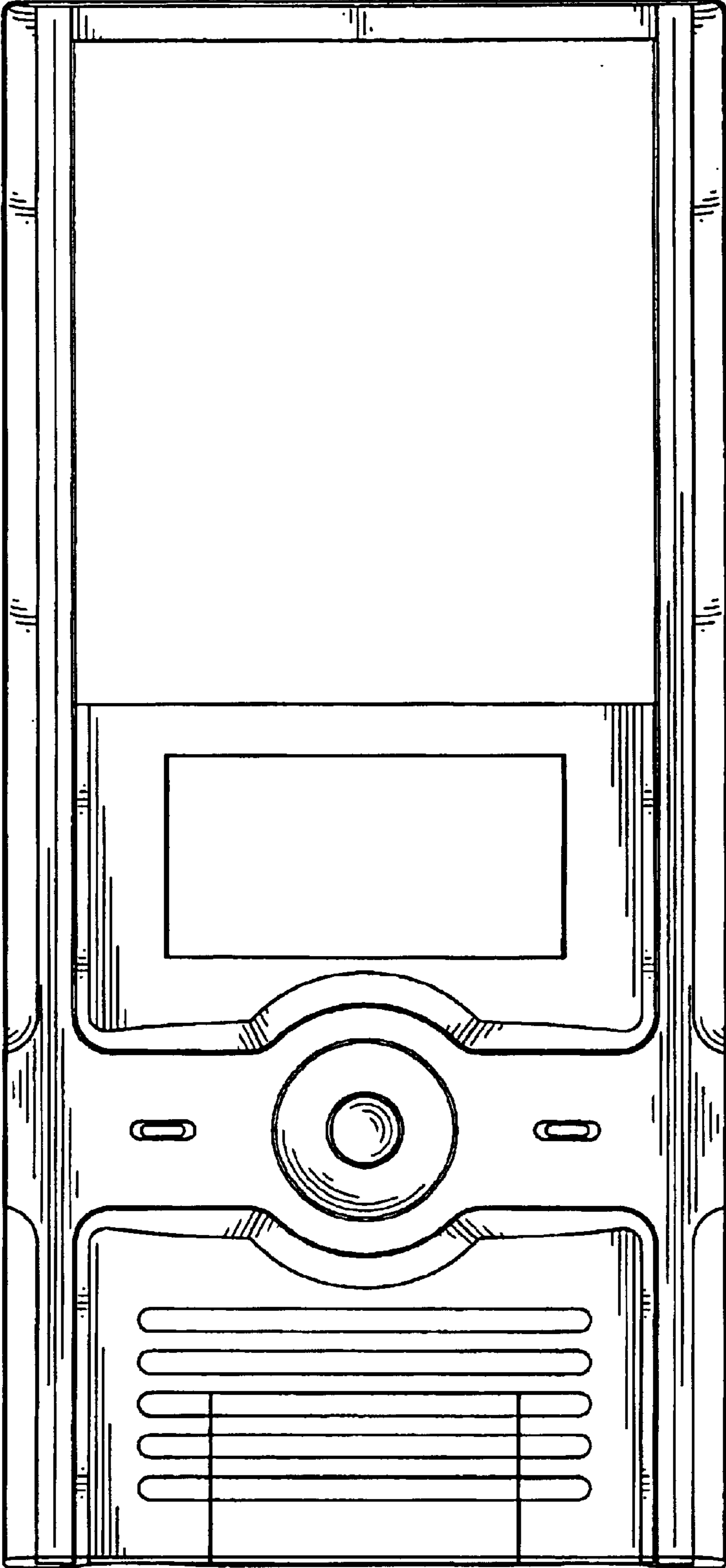


FIG. 2

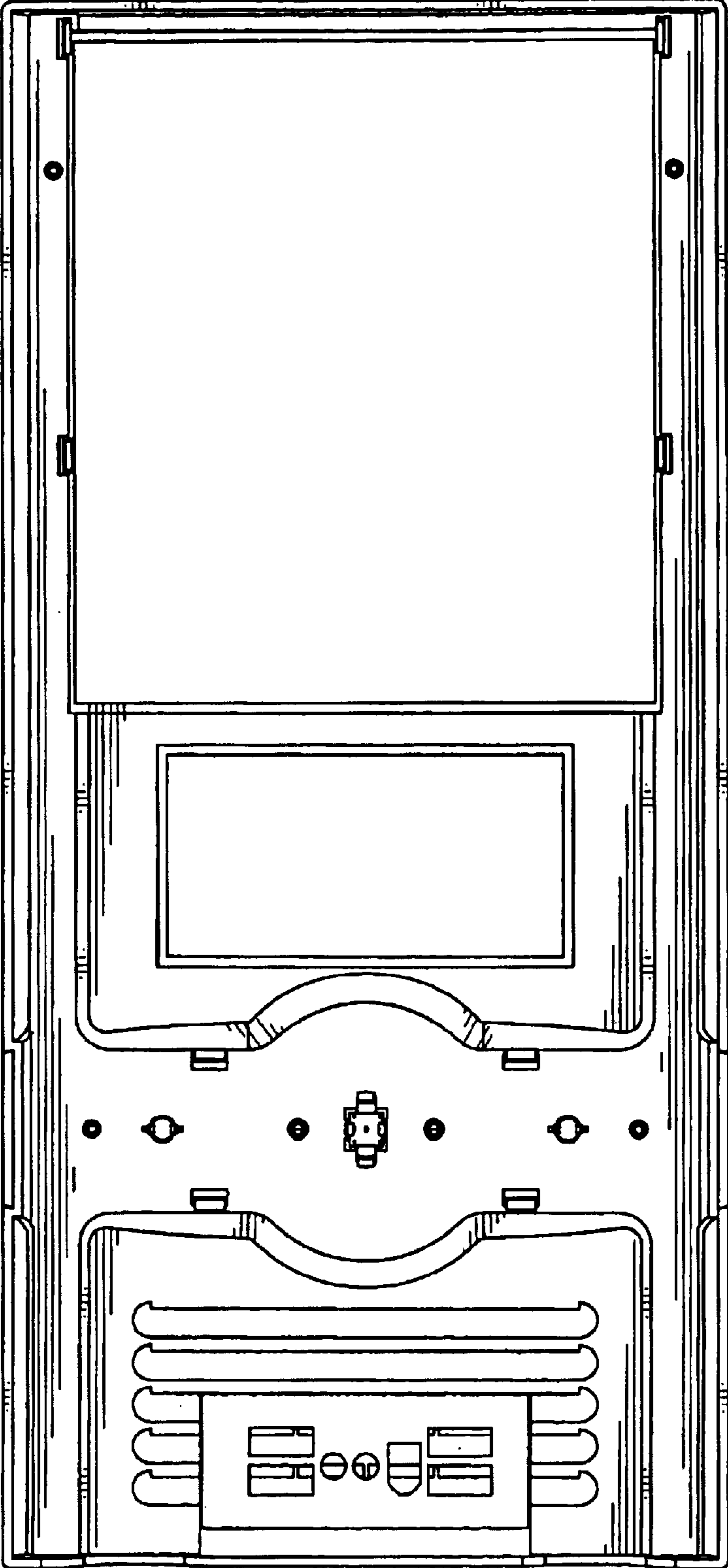


FIG. 3

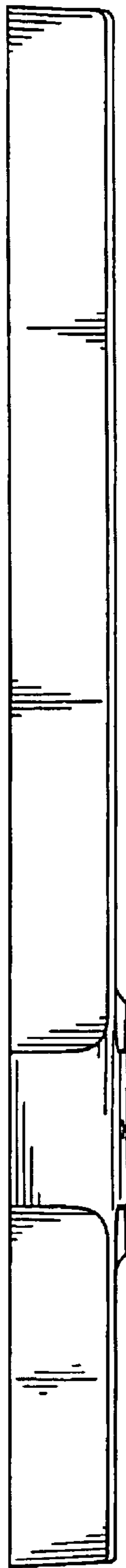


FIG. 4

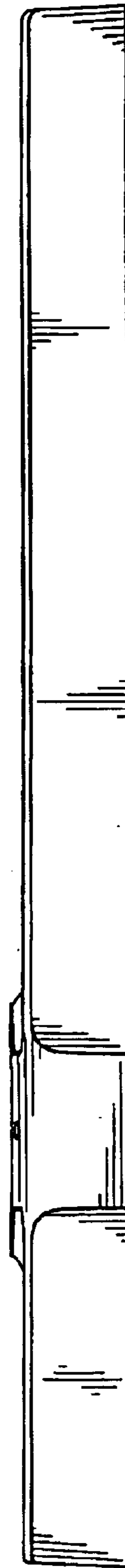


FIG. 5




FIG. 6




FIG. 7

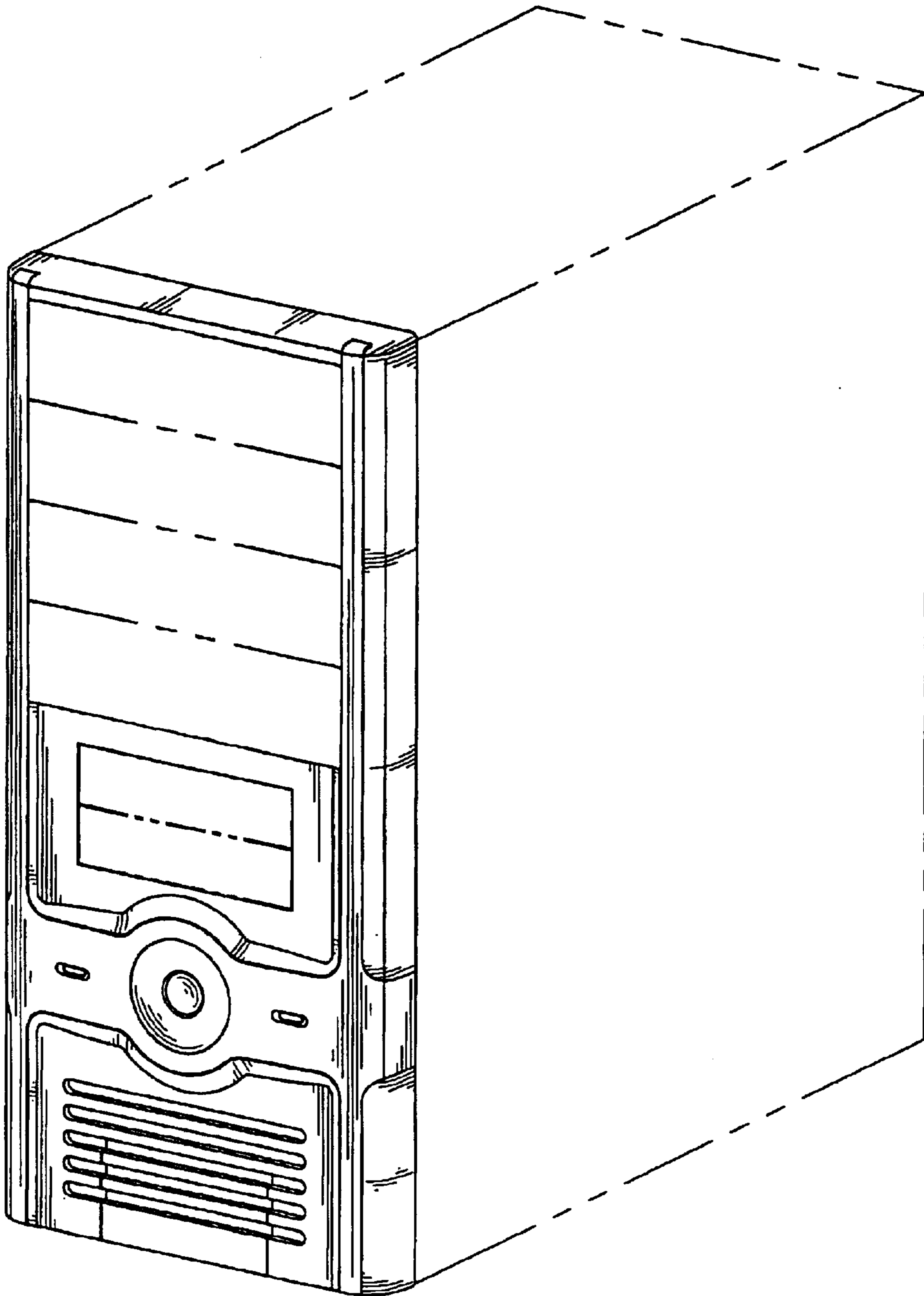


FIG .8