

US00D499400S

(12) **United States Design Patent**  
**Ueno et al.**

(10) **Patent No.:** **US D499,400 S**  
(45) **Date of Patent:** **\*\* Dec. 7, 2004**

(54) **MAGNETIC HEAD SLIDER**

6,373,662 B1 \* 4/2002 Blaeser et al. .... 360/245.5

(75) Inventors: **Yoshihiro Ueno**, Osaka (JP); **Deng Zhi Sheng**, Osaka (JP)

**FOREIGN PATENT DOCUMENTS**

JP 1151004 8/2002  
JP 1151462 8/2002

(73) Assignee: **Matsushia Electric Industrial Co., Ltd.**, Kadoma (JP)

\* cited by examiner

(\*\*) Term: **14 Years**

*Primary Examiner*—Nanda Bondade  
(74) *Attorney, Agent, or Firm*—Christensen O'Connor Johnson Kindness PLLC

(21) Appl. No.: **29/178,545**

(22) Filed: **Mar. 25, 2003**

(57) **CLAIM**

(30) **Foreign Application Priority Data**

The ornamental design for a magnetic head slider, as shown and described.

Sep. 26, 2002 (JP) ..... 2002-026326

**DESCRIPTION**

(51) **LOC (7) Cl.** ..... **14-99**

(52) **U.S. Cl.** ..... **D14/260**

(58) **Field of Search** ..... D14/156, 217,  
D14/239, 260, 260.1, 262, 264; 242/333.6,  
356; 360/244.6, 245, 245.1, 245.5, 245.9,  
264.4, 244.8, 265.7; 29/603.03, 603.04;  
369/13.17

FIG. 1 is a perspective view of the front, bottom and left side of a magnetic head slider showing our new design; FIG. 2 is a front view thereof; FIG. 3 is a rear view thereof; FIG. 4 is a left side view thereof; FIG. 5 is a right side view thereof; FIG. 6 is a top plan view thereof; FIG. 7 is a bottom view thereof; and, FIG. 8 is a perspective reference view of the usage.

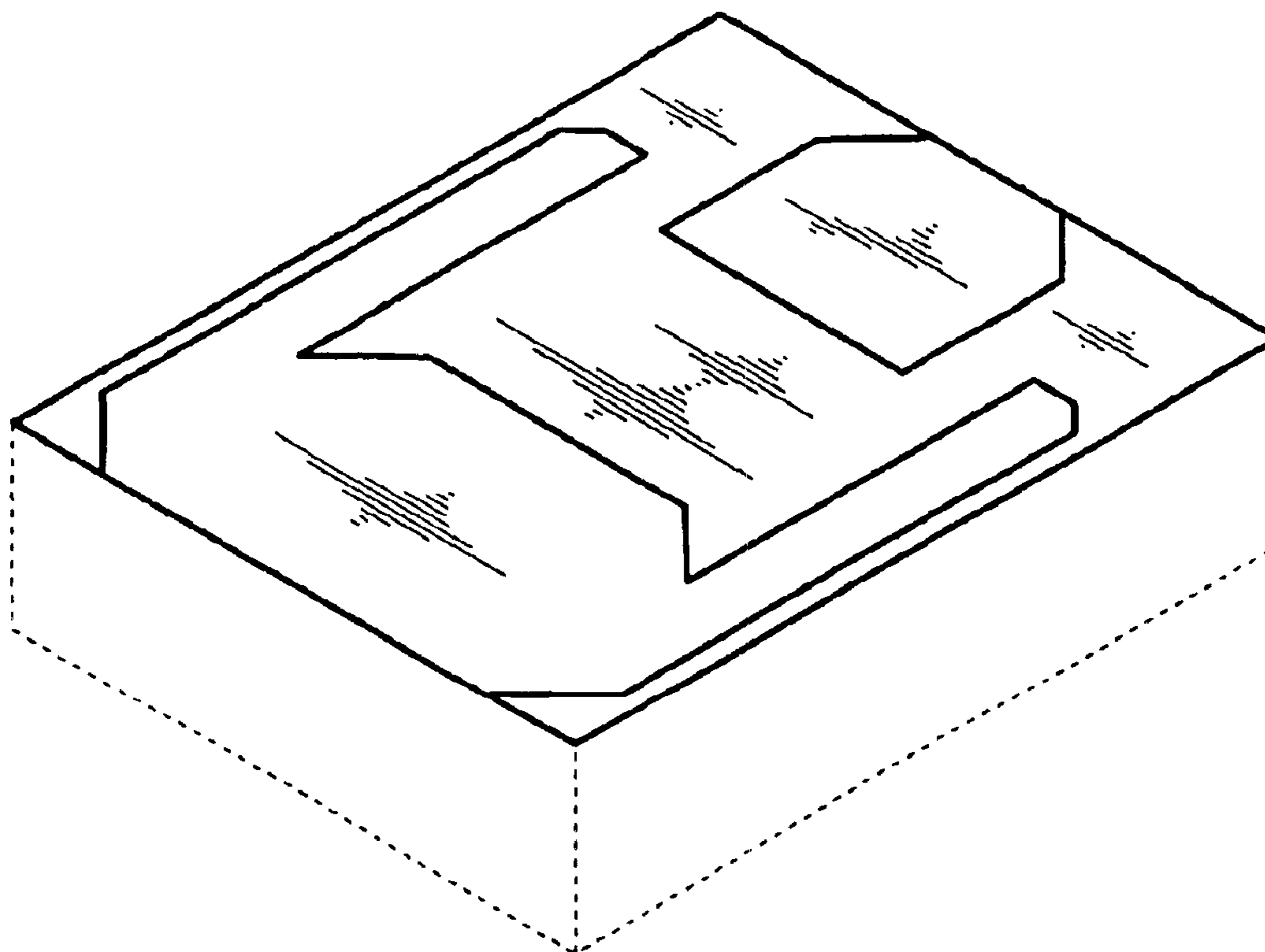
(56) **References Cited**

**U.S. PATENT DOCUMENTS**

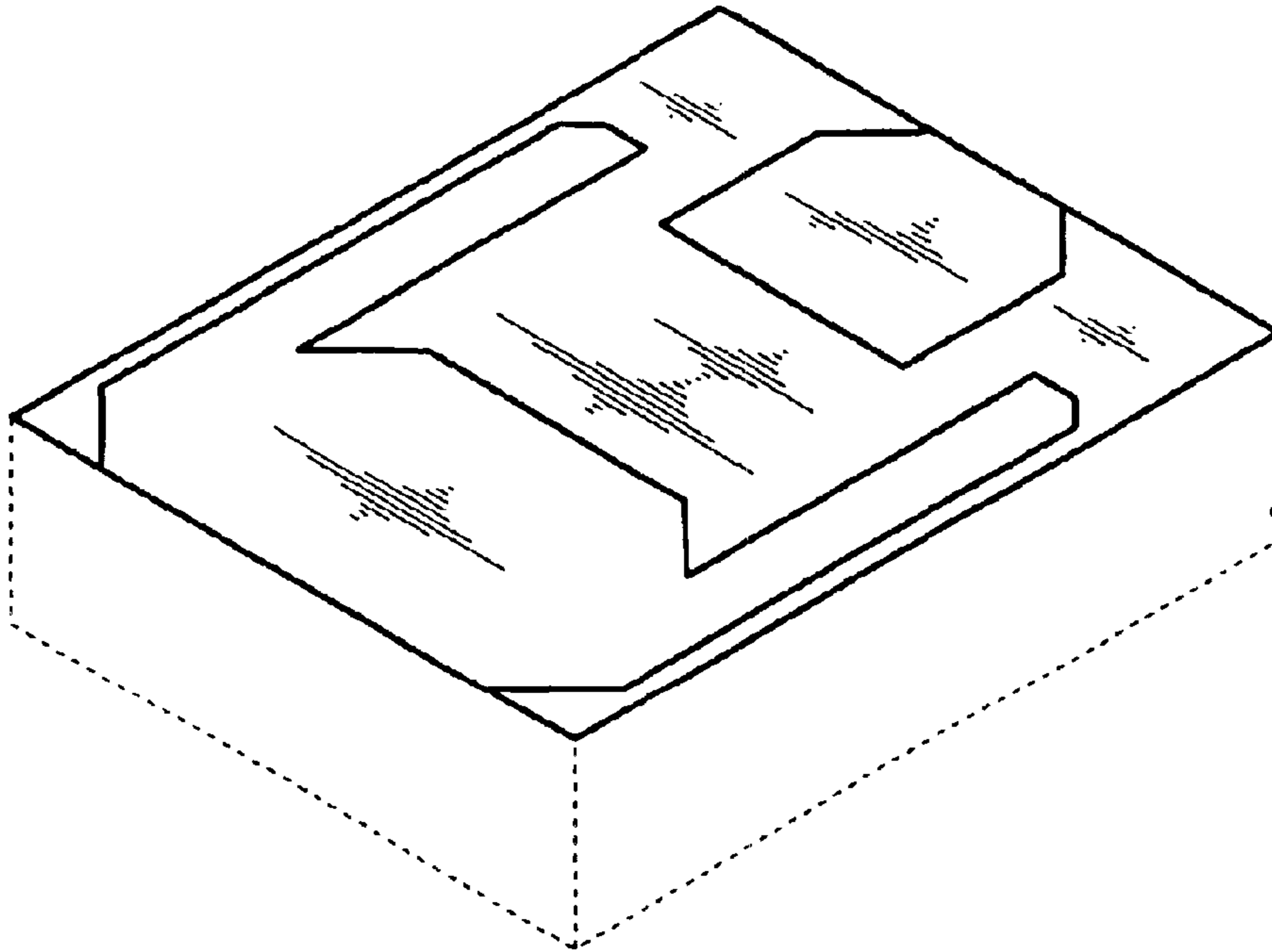
D346,160 S \* 4/1994 Nagase et al. .... D14/260  
5,381,288 A \* 1/1995 Karam, II ..... 360/245  
5,809,634 A \* 9/1998 Inaba ..... 29/603.04  
5,936,802 A \* 8/1999 Koizumi et al. .... 360/245.9

The portions of the article in broken lines are shown for illustrative purposes only and form no part of the claimed design.

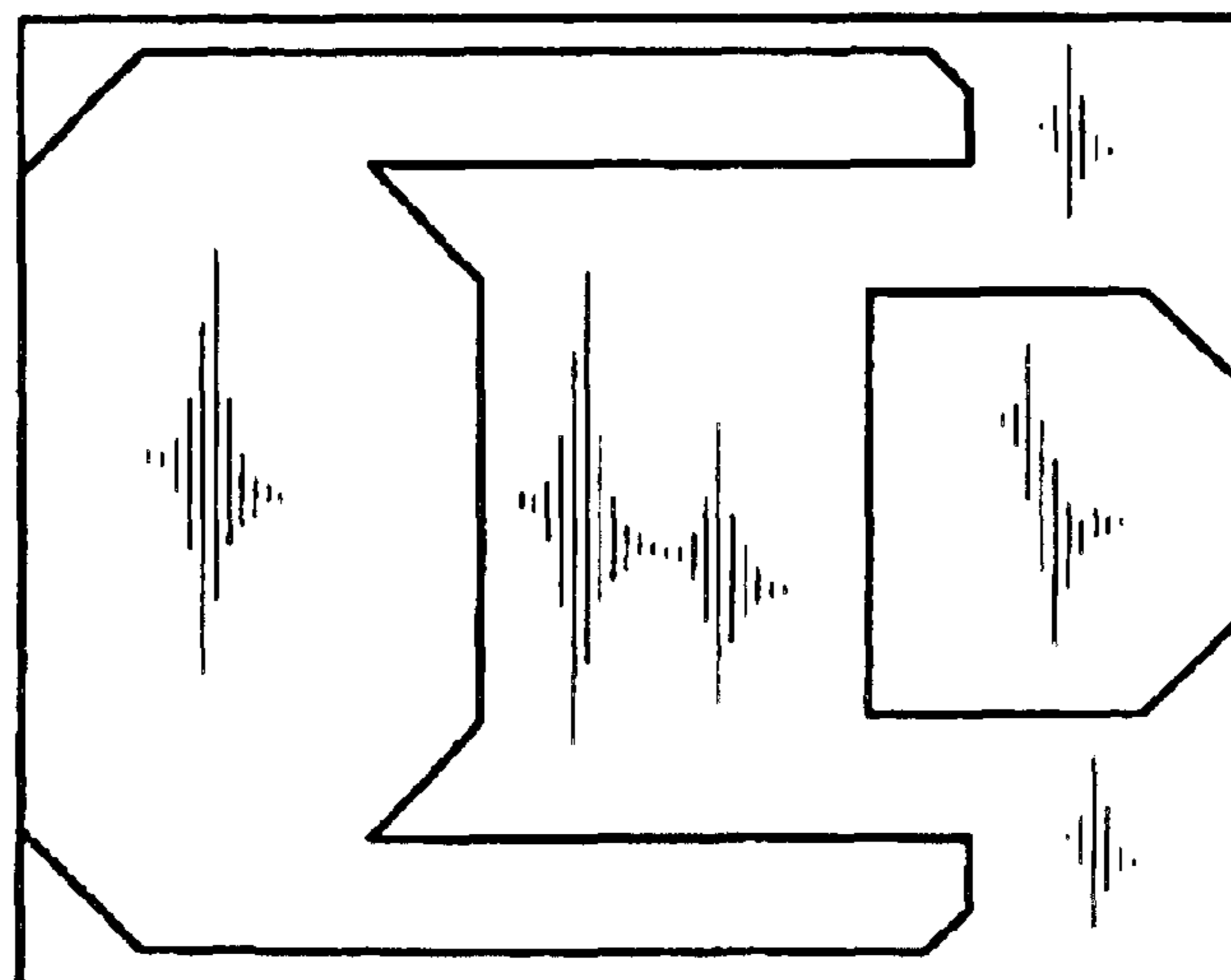
**1 Claim, 3 Drawing Sheets**




*FIG. 1*




*FIG. 2*



*FIG. 3*




*FIG. 4*




*FIG. 5*



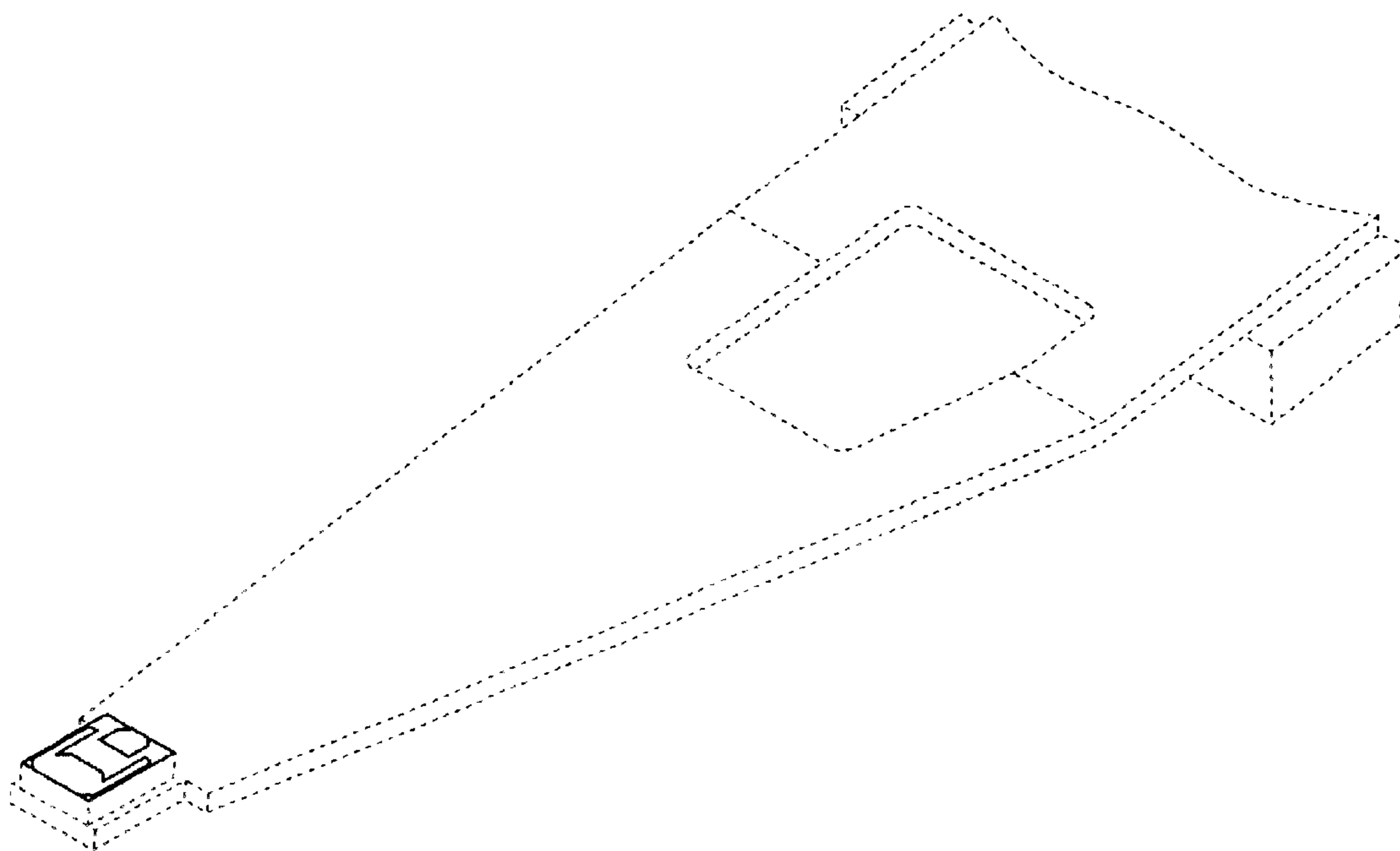
*FIG. 6*



*FIG. 7*



*FIG. 8*



UNITED STATES PATENT AND TRADEMARK OFFICE  
**CERTIFICATE OF CORRECTION**

PATENT NO. : Des. 499,400 S  
DATED : December 7, 2004  
INVENTOR(S) : Y. Ueno et al.

Page 1 of 1

It is certified that error appears in the above-identified patent and that said Letters Patent is hereby corrected as shown below:

Title page.

Item [73], Assignee, "**Matsushia**" should read -- **Matsushita** -- and "Kadoma" should read -- Osaka --

Signed and Sealed this

Seventh Day of June, 2005

A handwritten signature in black ink, reading "Jon W. Dudas". The signature is written in a cursive style with a large, looped initial "J".

JON W. DUDAS

*Director of the United States Patent and Trademark Office*