

US00D499396S

(12) **United States Design Patent**
Lin

(10) **Patent No.: US D499,396 S**

(45) **Date of Patent: ** Dec. 7, 2004**

(54) **REMOTE CONTROL**

(75) **Inventor: Roger Lin, Taipei (TW)**

(73) **Assignee: Hannspree, Inc., Taipei (TW)**

(**) **Term: 14 Years**

(21) **Appl. No.: 29/196,761**

(22) **Filed: Jan. 5, 2004**

(30) **Foreign Application Priority Data**

Dec. 5, 2003 (TW) 92307341

(51) **LOC (7) Cl. 14-03**

(52) **U.S. Cl. D14/218**

(58) **Field of Search** D14/174, 217,
D14/218, 137-139, 151, 191-193, 299,
167, 168; D13/168, 162-164; D21/512-517,
566; D10/104, 106; 455/352-355, 151.1-151.4,
128, 347, 90.3; 348/114, 734

(56) **References Cited**

U.S. PATENT DOCUMENTS

D346,452 S * 4/1994 Bancroft D25/124
D357,018 S * 4/1995 Takami D14/218

D375,696 S * 11/1996 Seki et al. D10/104
D415,735 S * 10/1999 Zuege D13/168
D441,185 S * 5/2001 Shimizu et al. D3/207
D448,358 S * 9/2001 Tickle et al. D14/218
D465,213 S * 11/2002 Baumert et al. D14/218

* cited by examiner

Primary Examiner—Ian Simmons

Assistant Examiner—John Windmuller

(74) *Attorney, Agent, or Firm*—Thomas, Kayden,
Horstemeyer & Risley

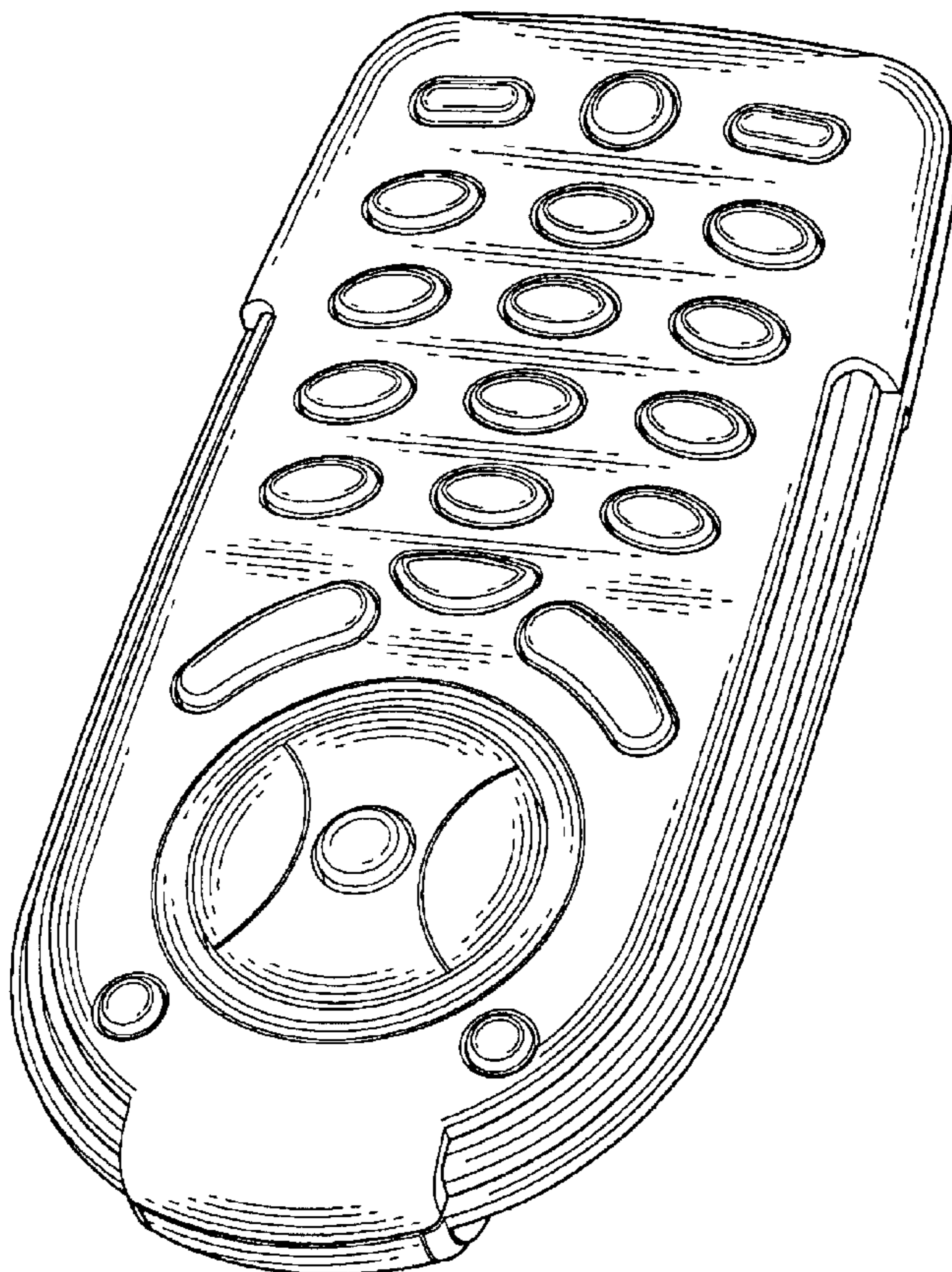
(57) **CLAIM**

The ornamental design for a remote control, as shown and described.

DESCRIPTION

FIG. 1 is a front perspective view thereof;
FIG. 2 is a front elevational view thereof;
FIG. 3 is a rear elevational view thereof;
FIG. 4 is a left side elevational view thereof;
FIG. 5 is a right side elevational view thereof;
FIG. 6 is a top plan view thereof; and,
FIG. 7 is a bottom plan view thereof.

1 Claim, 7 Drawing Sheets



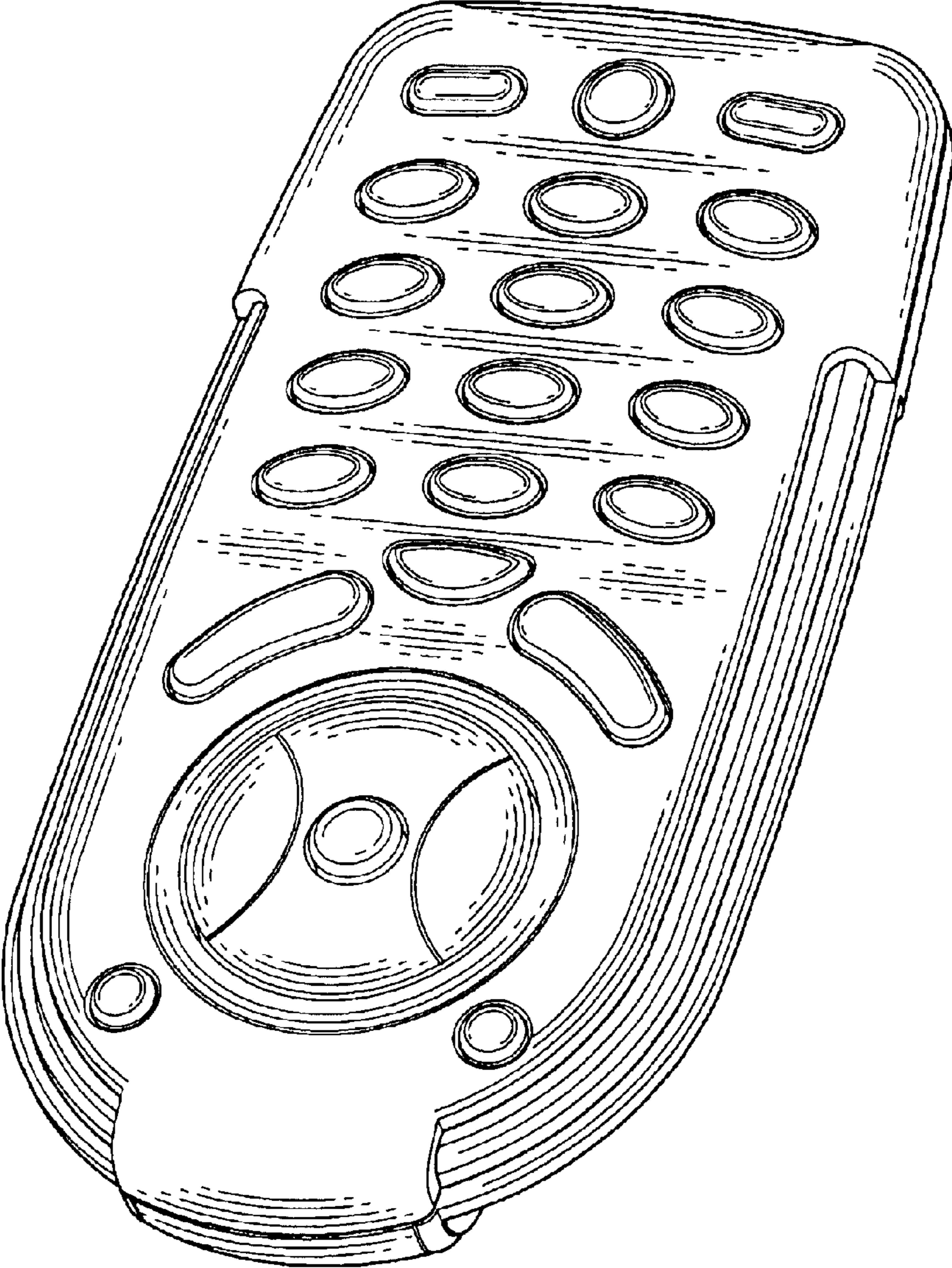


FIG. 1

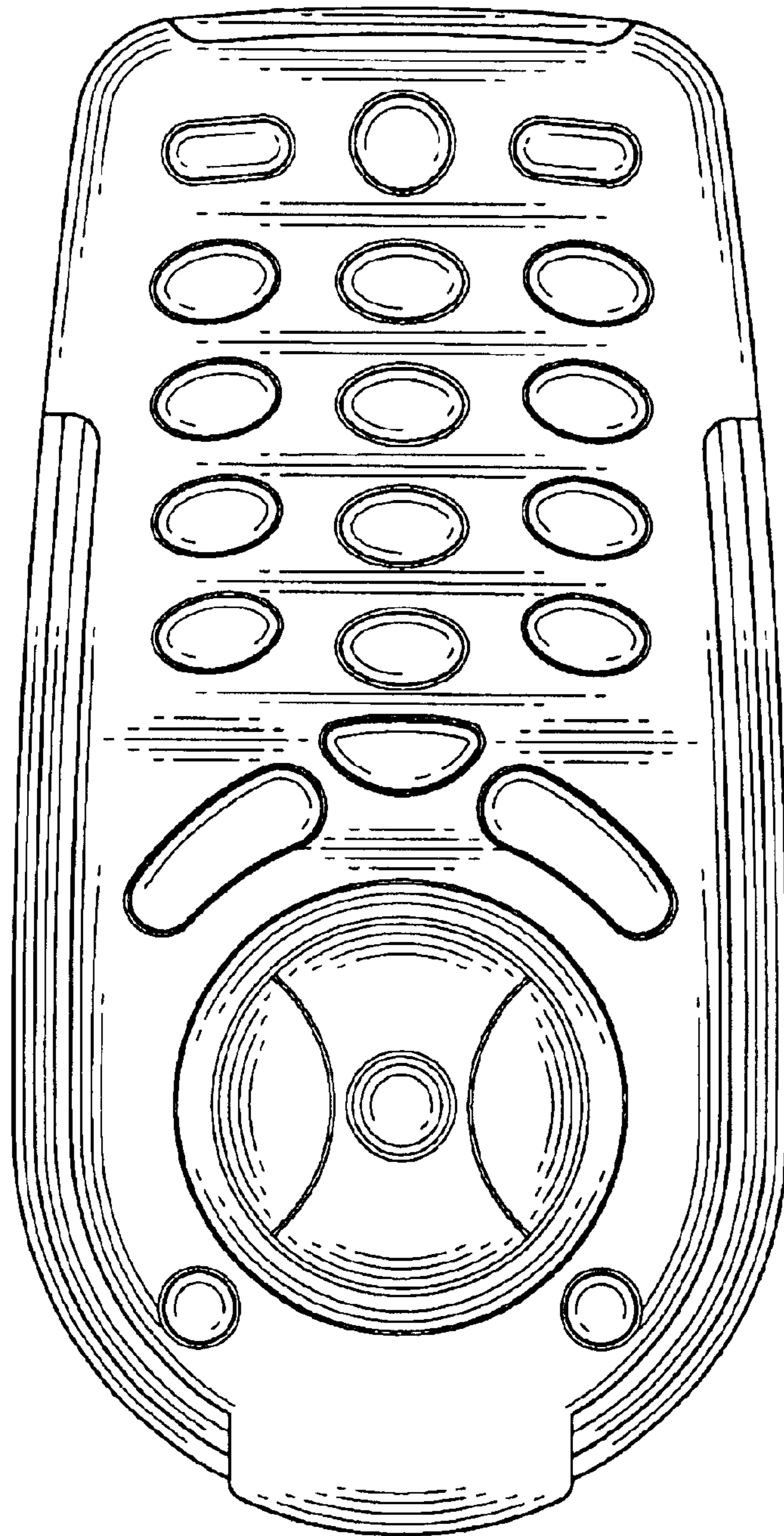


FIG. 2

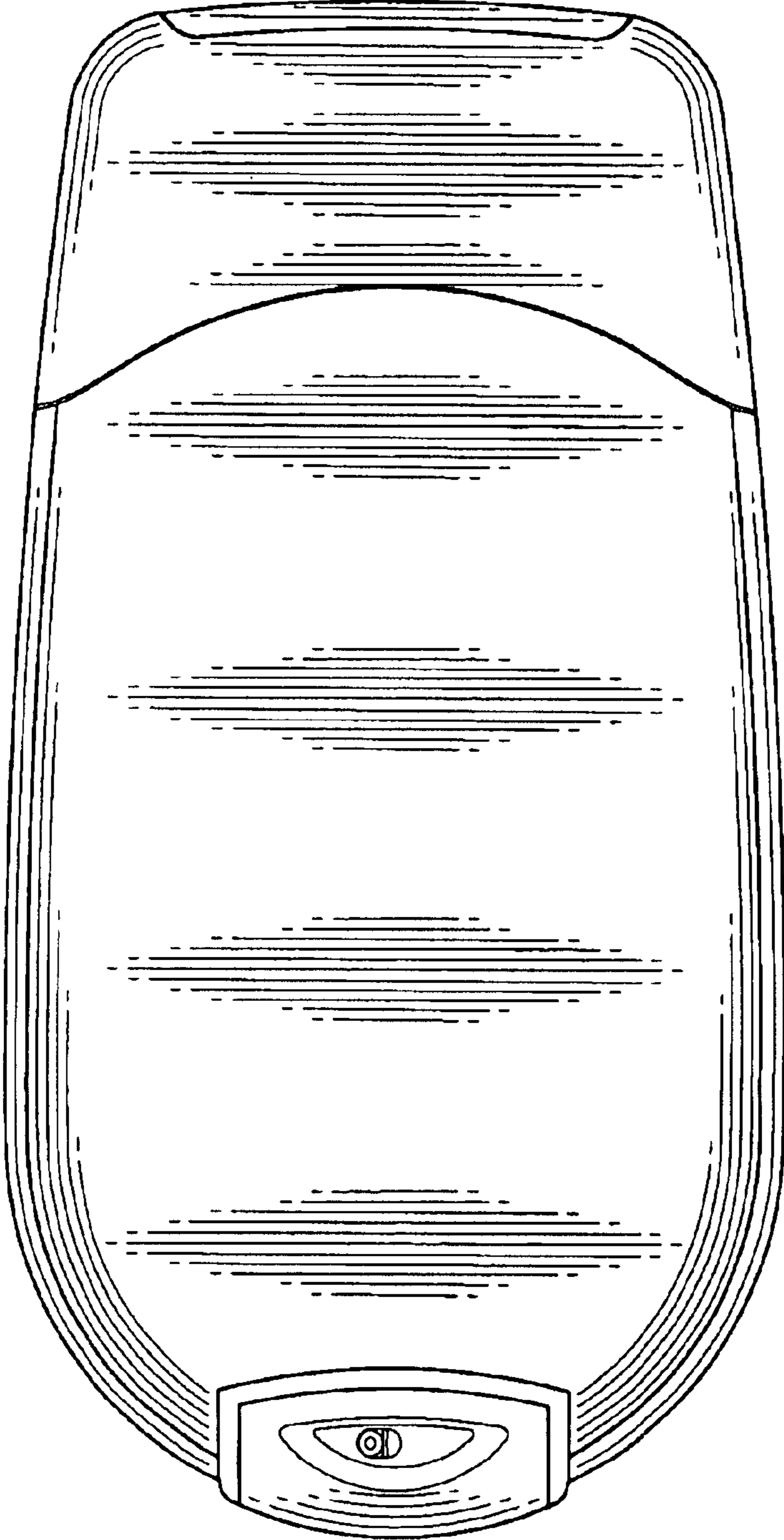


FIG. 3

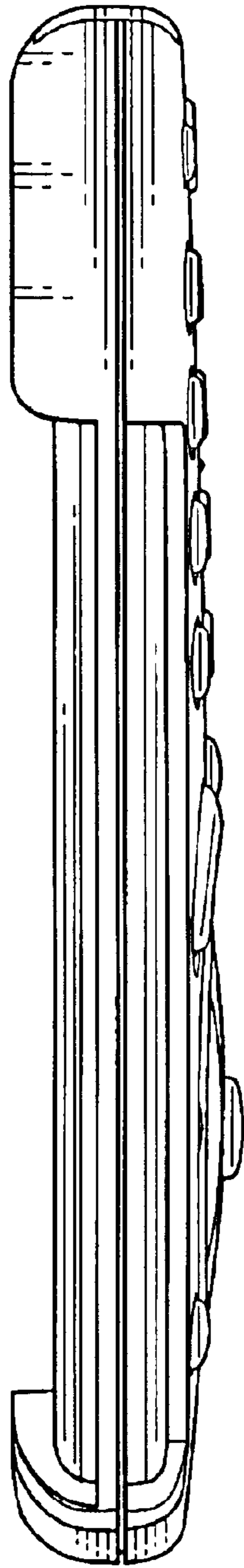


FIG. 4

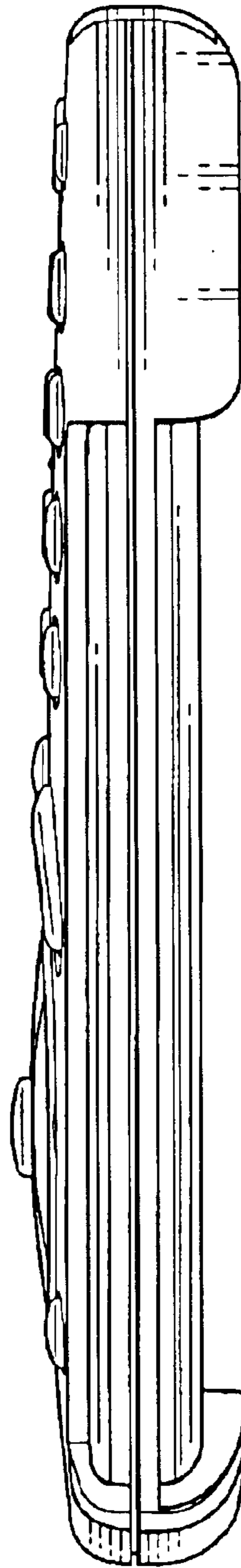


FIG. 5




FIG. 6




FIG. 7