

US00D499390S

(12) **United States Design Patent** (10) **Patent No.:** **US D499,390 S**
Cho (45) **Date of Patent:** **** Dec. 7, 2004**

(54) **CELLULAR PHONE**

(75) **Inventor:** **Yoo Seok Cho**, Seoul (KR)

(73) **Assignee:** **LG Electronics, Inc.**, Seoul (KR)

(**) **Term:** **14 Years**

(21) **Appl. No.:** **29/190,172**

(22) **Filed:** **Sep. 17, 2003**

(30) **Foreign Application Priority Data**

Mar. 18, 2003 (KR) 30-2003-0007401

(51) **LOC (7) Cl.** **14-03**

(52) **U.S. Cl.** **D14/138**

(58) **Field of Search** D14/137, 138,
D14/218, 147-148, 247-248, 144, 341-347;
379/433.01-433.13, 419, 434, 428.01-428.04,
420.01-420.04, 440; 455/550.1-90.3; D21/517;
D13/168; D18/2, 7; 345/168, 169

(56) **References Cited**

U.S. PATENT DOCUMENTS

D398,305 S	*	9/1998	Kasbekar et al.	D14/138
D407,716 S	*	4/1999	Park	D14/138
D408,402 S	*	4/1999	Shimelfarb et al.	D14/138
D440,955 S	*	4/2001	Tanaka et al.	D14/138
D443,865 S	*	6/2001	Kim	D14/138
D450,672 S	*	11/2001	Arbisi et al.	D14/138
D458,594 S	*	6/2002	Jang	D14/138
D469,070 S	*	1/2003	Lee	D14/138
D475,688 S	*	6/2003	Pierce et al.	D14/138
D477,295 S	*	7/2003	Chung	D14/138
D477,296 S	*	7/2003	Minamide	D14/138

D481,696 S	*	11/2003	Wei et al.	D14/138
D483,342 S	*	12/2003	Lee et al.	D14/138
D485,249 S	*	1/2004	Liao et al.	D14/138
D485,817 S	*	1/2004	Liao et al.	D14/138
D486,810 S	*	2/2004	Chung	D14/138
D487,439 S	*	3/2004	Arnholt et al.	D14/138
D488,454 S	*	4/2004	Lee	D14/138
D489,697 S	*	5/2004	Lee et al.	D14/138
2001/0011029 A1	*	8/2001	Iwabuchi et al.	455/566
2002/0197965 A1	*	12/2002	Peng	455/90

FOREIGN PATENT DOCUMENTS

JP	1153260 S	*	9/2002
WO	DM/049871	*	10/1999

* cited by examiner

Primary Examiner—Jeffrey Asch

(74) *Attorney, Agent, or Firm*—Birch, Stewart, Kolasch & Birch, LLP

(57) **CLAIM**

The ornamental design for a cellular phone, as shown and described.

DESCRIPTION

FIG. 1 is a front perspective view of the cellular phone showing my new design;
FIG. 2 is a front view thereof;
FIG. 3 is a rear view thereof;
FIG. 4 is a left side view thereof;
FIG. 5 is a right side view thereof;
FIG. 6 is a top view thereof; and
FIG. 7 is a bottom view thereof.

1 Claim, 4 Drawing Sheets

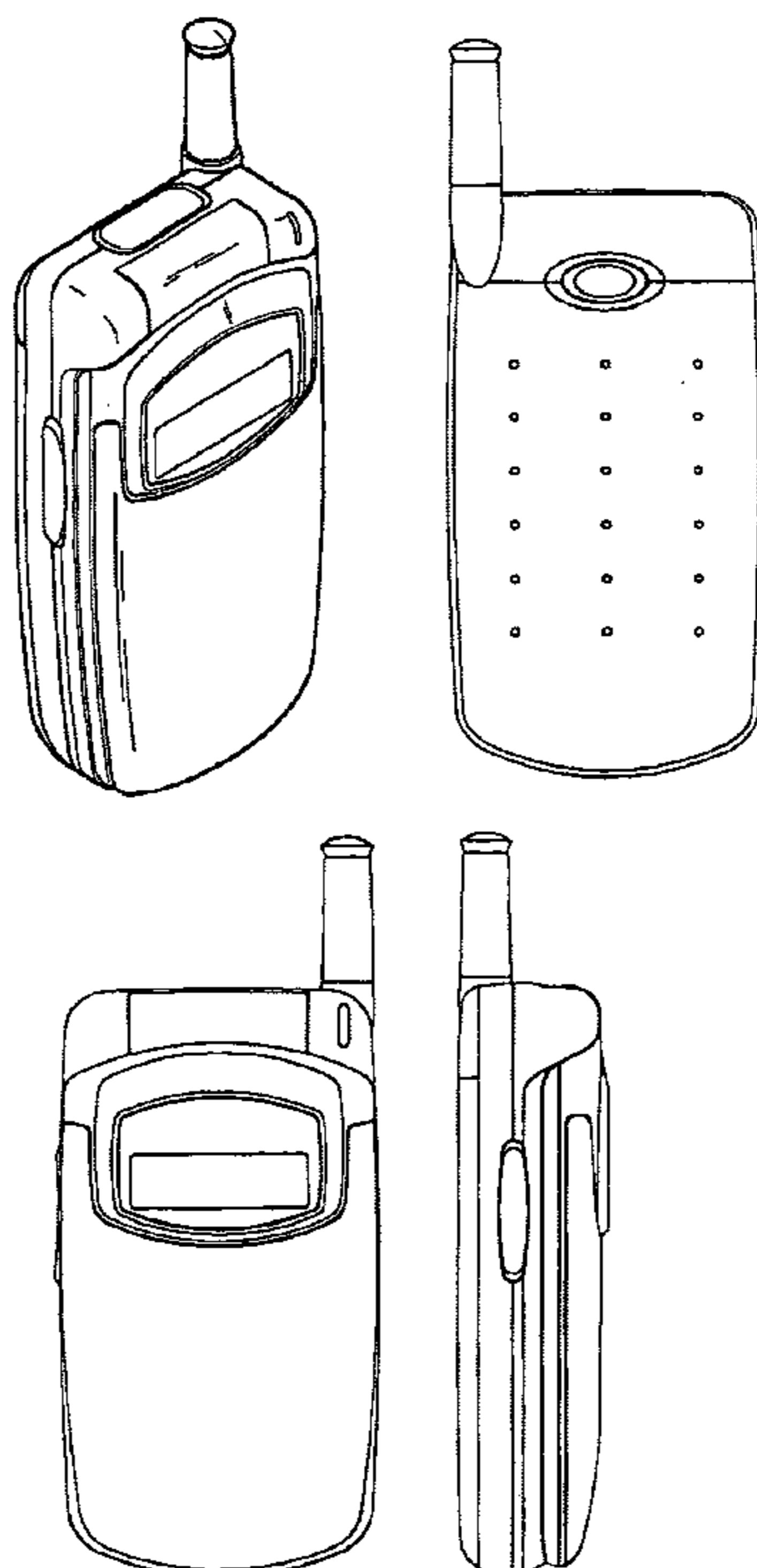


Fig. 1

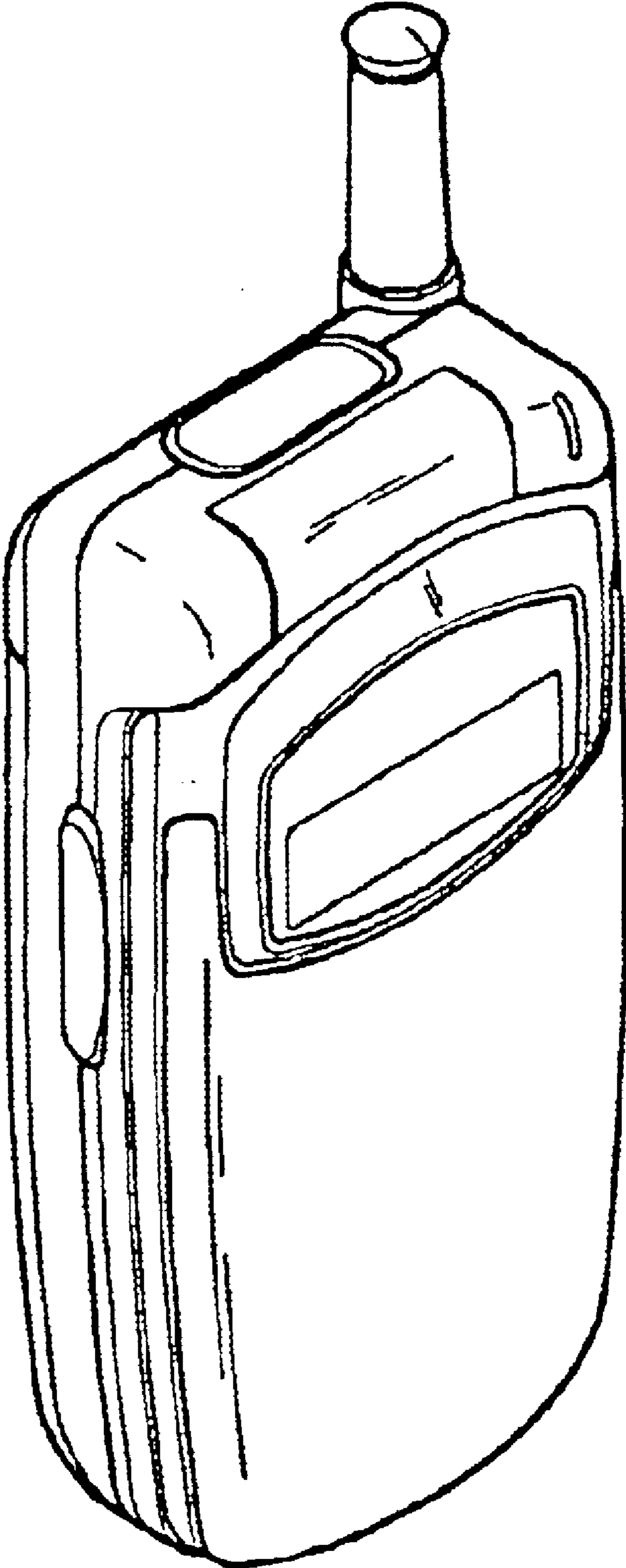


Fig. 2

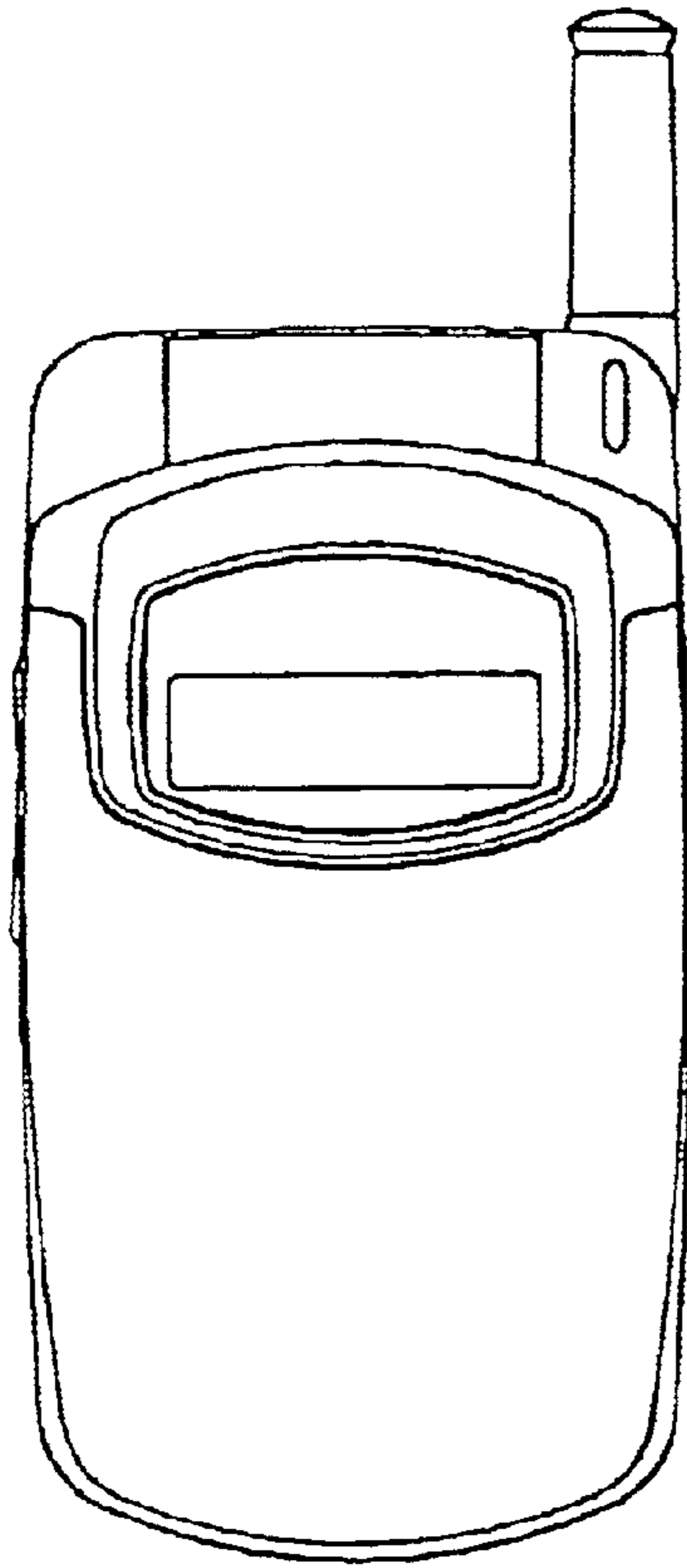
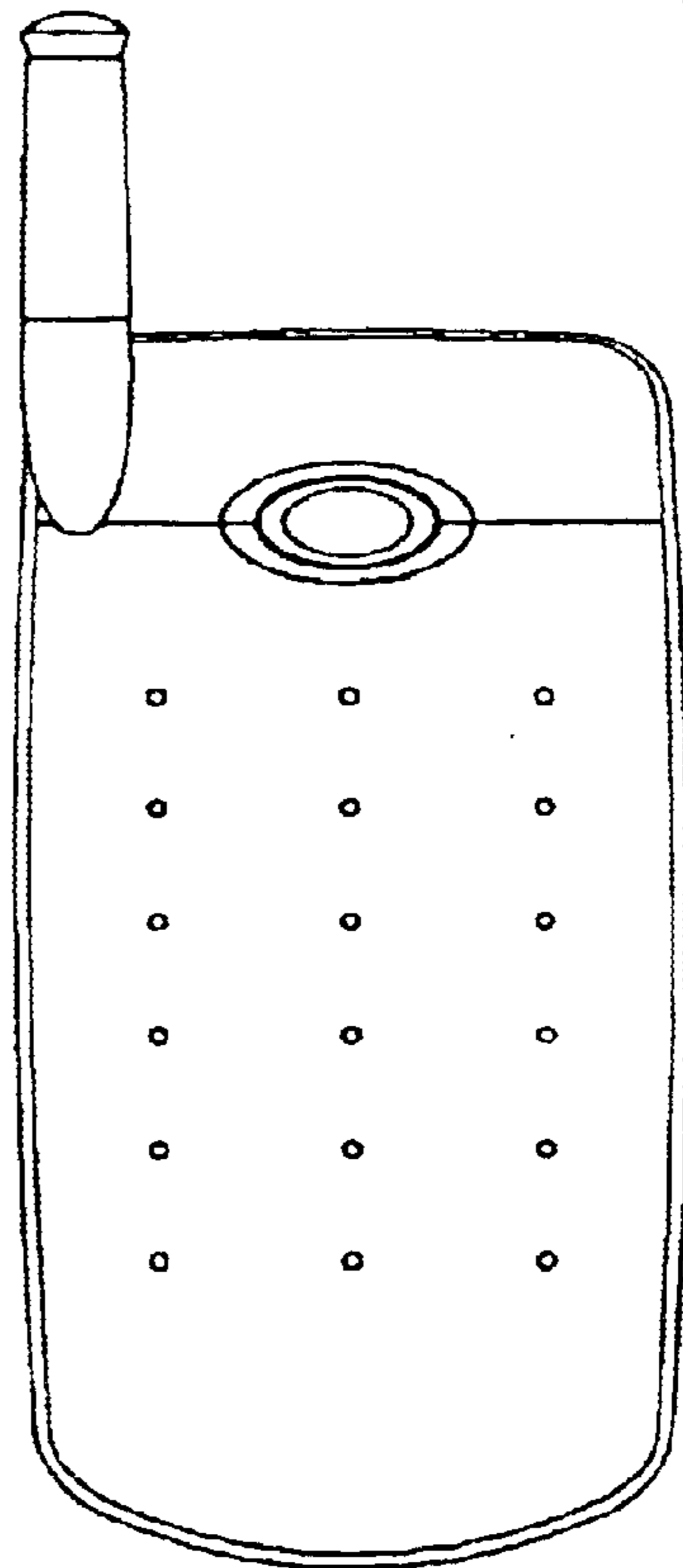


Fig. 3



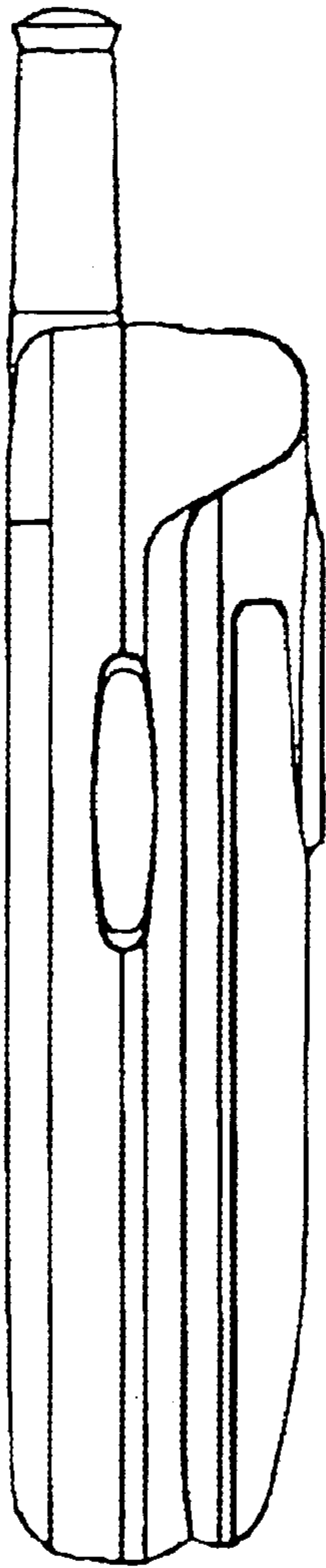


Fig. 4

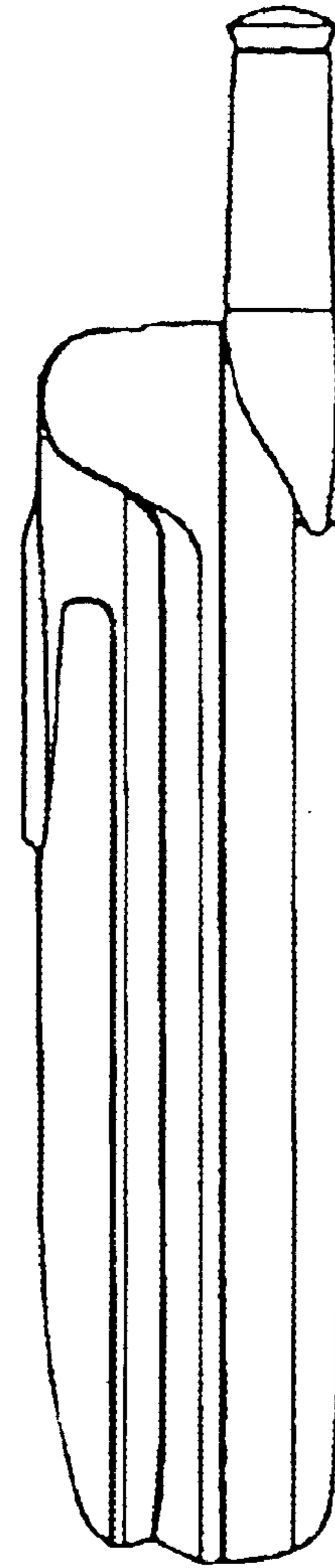


Fig. 5

Fig. 6

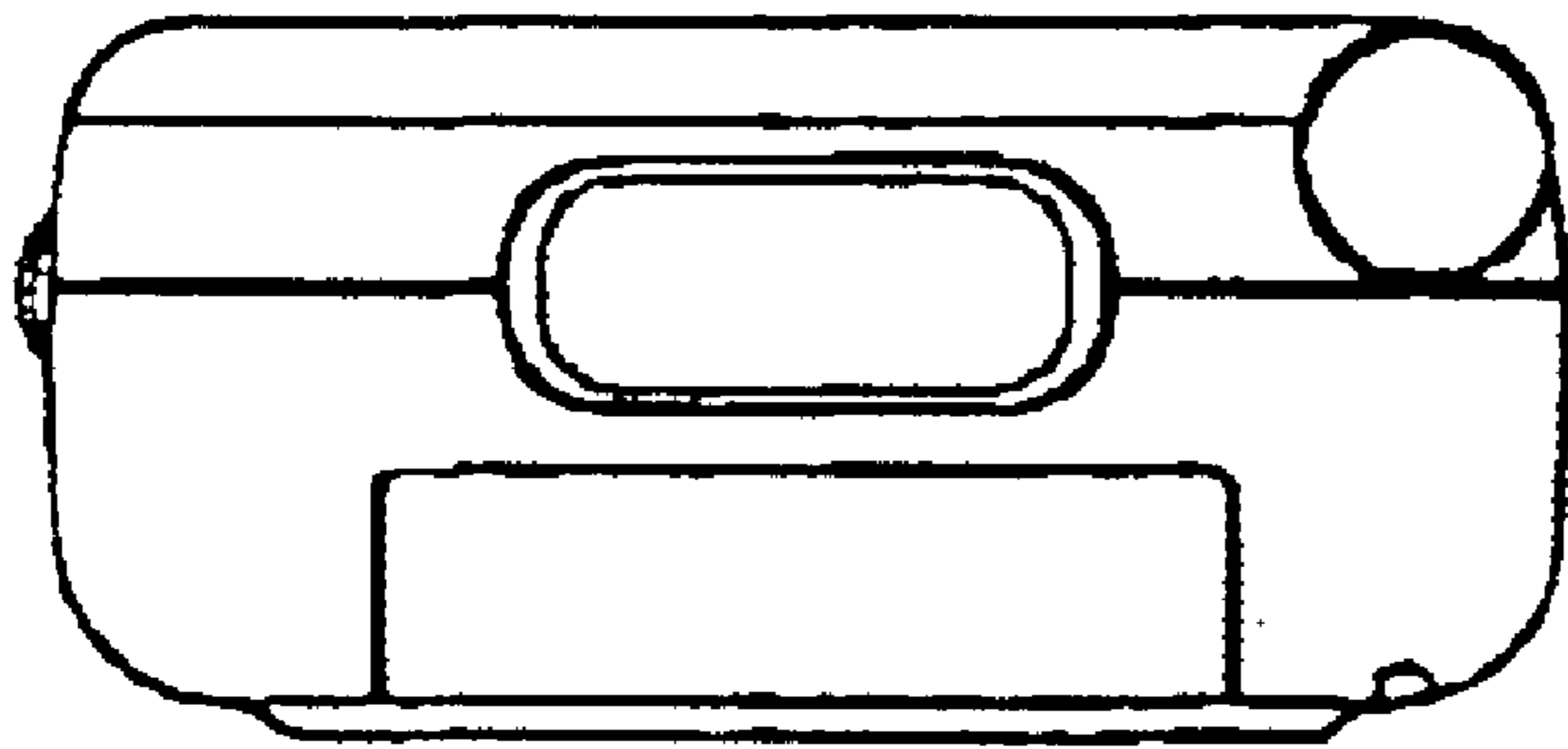


Fig. 7

