

US00D499370S

(12) **United States Design Patent**
Albert

(10) **Patent No.: US D499,370 S**

(45) **Date of Patent: ** Dec. 7, 2004**

(54) **VEHICLE WHEEL**

(76) **Inventor: Abdallah Joe Albert**, 4914 San Bernardo, Laredo, TX (US) 78041

(**) **Term: 14 Years**

(21) **Appl. No.: 29/201,382**

(22) **Filed: Mar. 16, 2004**

(51) **LOC (7) Cl. 12-16**

(52) **U.S. Cl. D12/209**

(58) **Field of Search D12/204-213;**
301/37.101, 64.101, 65

(56) **References Cited**

U.S. PATENT DOCUMENTS

D49,521 S	8/1916	Kunst	
D210,397 S	3/1968	Edwards	
D393,240 S	4/1998	Escobedo	
D425,848 S	* 5/2000	Hu	D12/209
D445,389 S	* 7/2001	Stach	D12/209
D447,105 S	8/2001	Meza	
D468,677 S	1/2003	Eldred, II	
D472,508 S	* 4/2003	Yang	D12/209

D476,940 S	* 7/2003	Cochran	D12/209
D491,127 S	* 6/2004	Francis	D12/209
D491,867 S	* 6/2004	Peng	D12/209

* cited by examiner

Primary Examiner—Stacia Cadmus

(74) *Attorney, Agent, or Firm*—Stephen R. Greiner


(57) **CLAIM**

The ornamental design for a vehicle wheel, as shown and described.

DESCRIPTION

FIG. 1 is a perspective view of a vehicle wheel showing my new design;
FIG. 2 is a front elevational view thereof;
FIG. 3 is a rear elevational view thereof;
FIG. 4 is a right side elevational view with the left side elevational view, top plan view and bottom plan view being the same thereas; and,
FIG. 5 is a cross-sectional view taken on line 5—5 of FIG. 2.

1 Claim, 2 Drawing Sheets



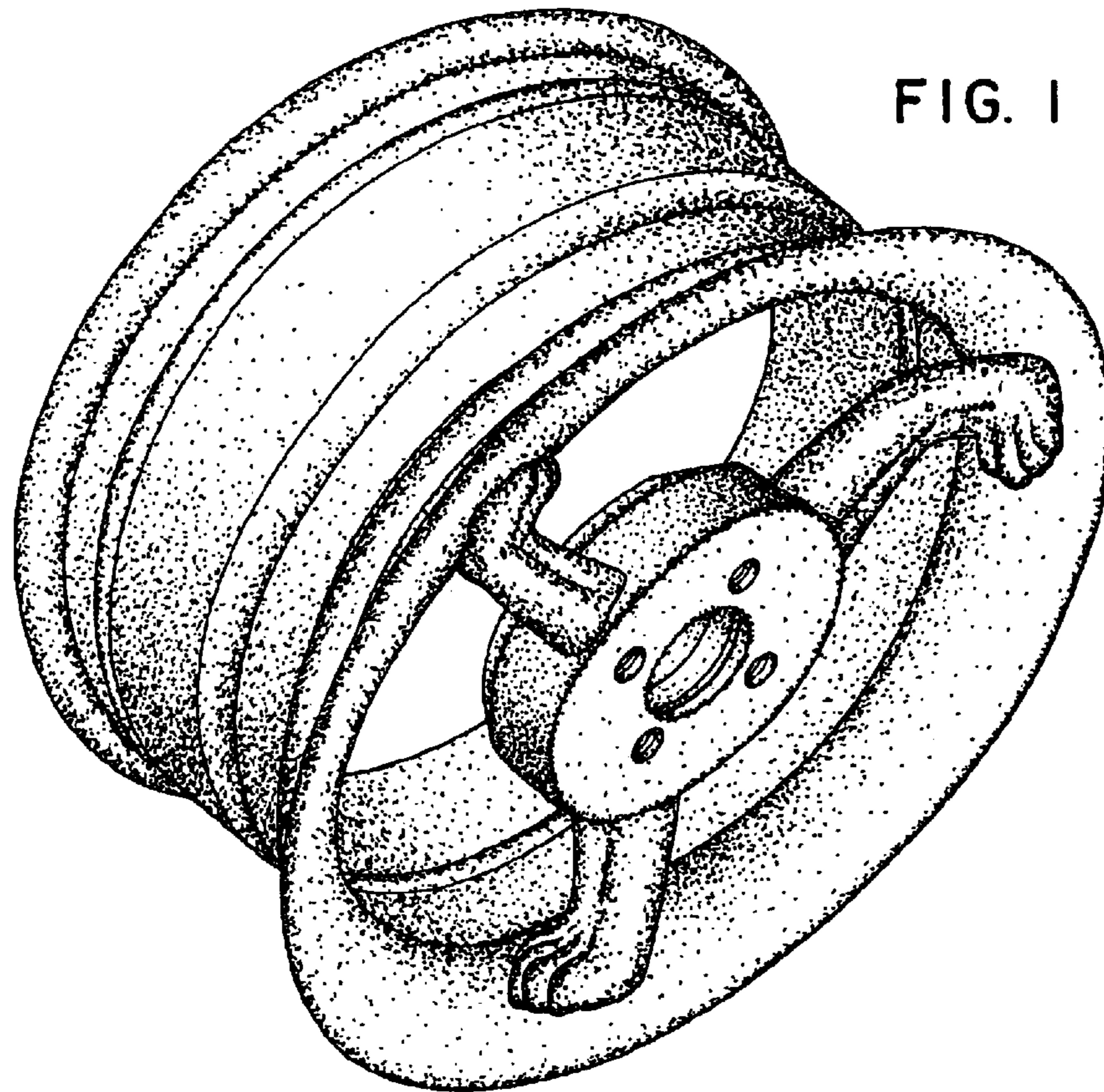


FIG. 1

5 ←

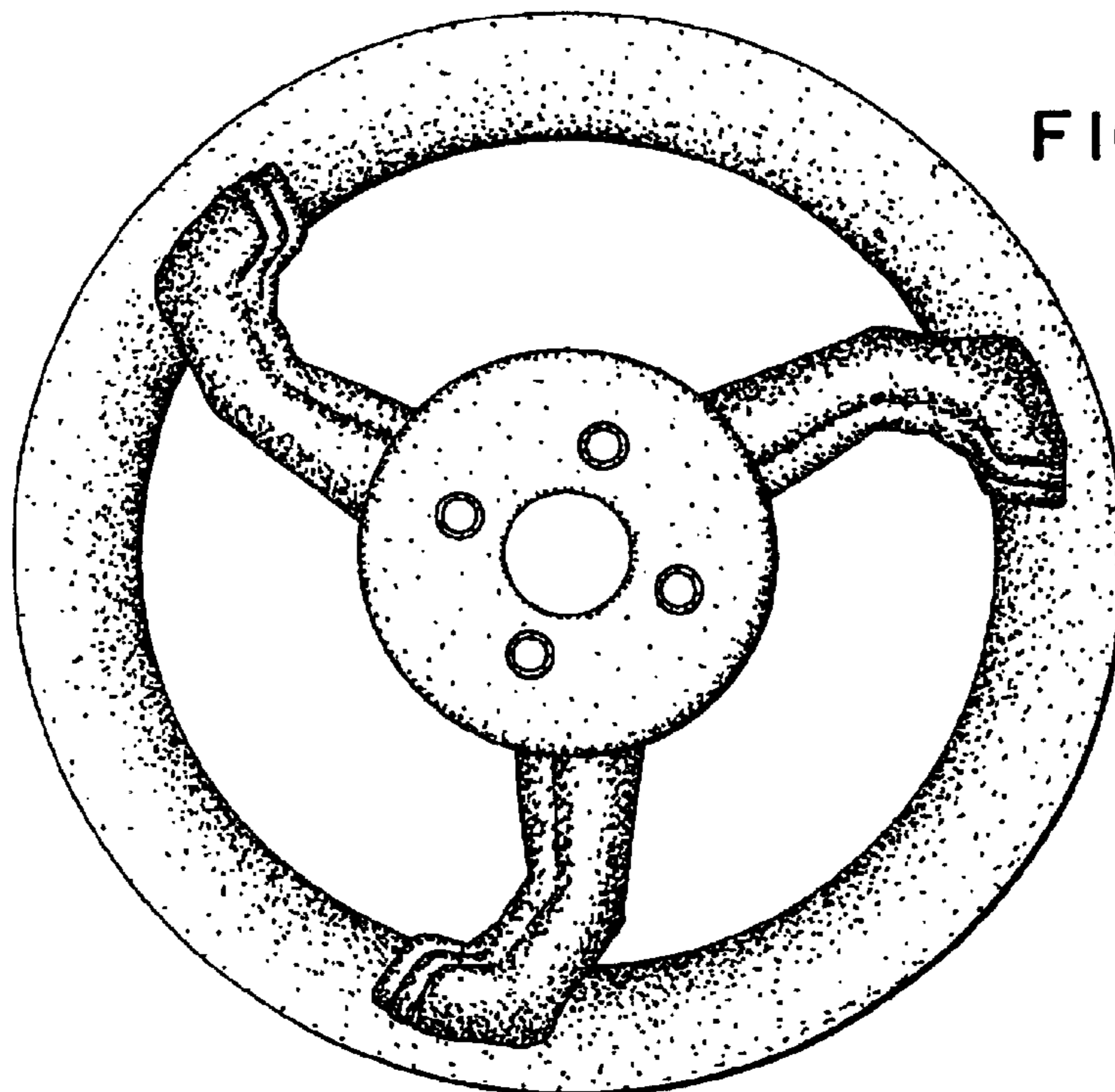


FIG. 2

5 ←

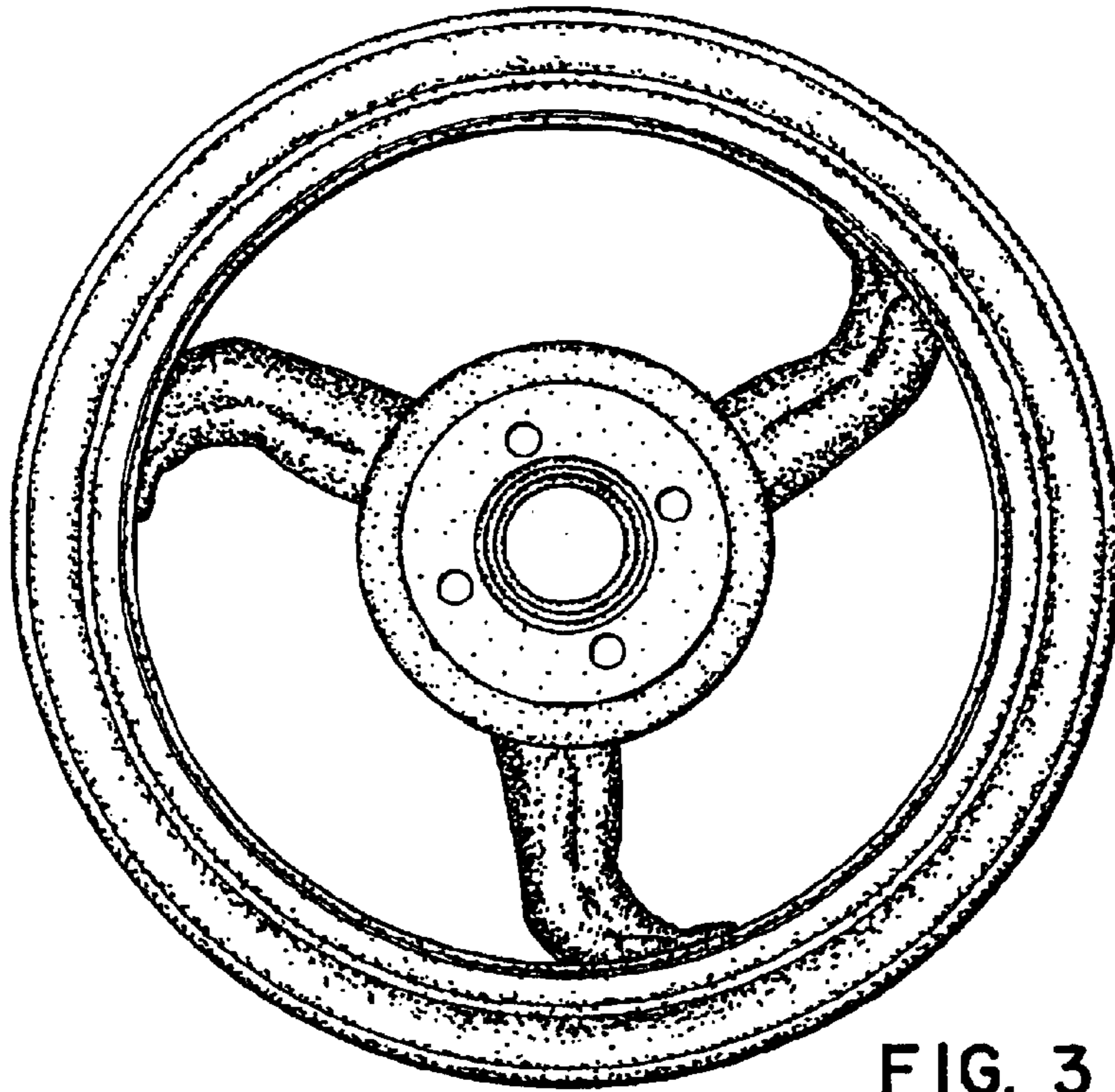


FIG. 3

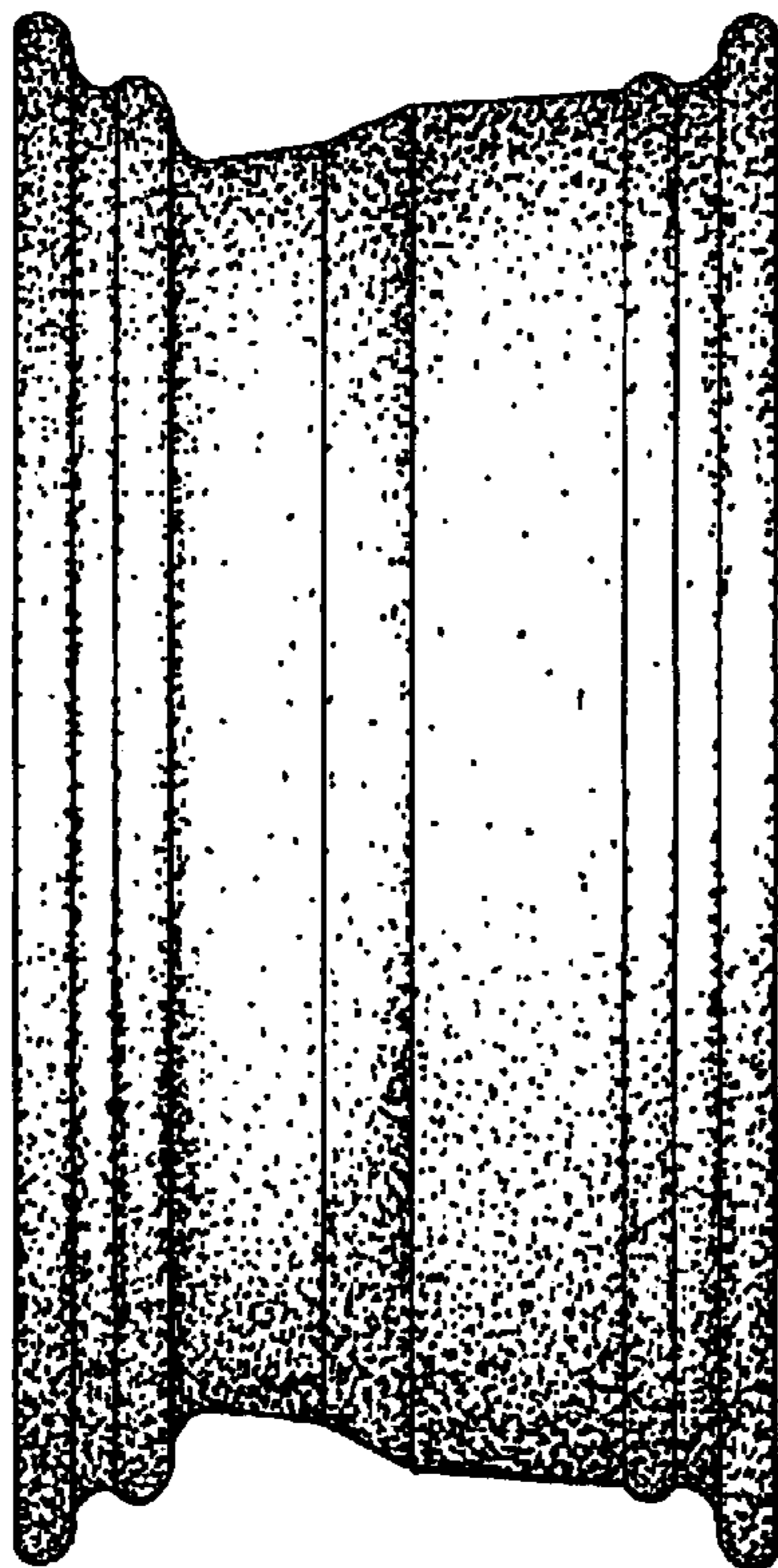


FIG. 4




FIG. 5