

US00D499368S

(12) **United States Design Patent**
Hovren

(10) **Patent No.: US D499,368 S**
(45) **Date of Patent: ** Dec. 7, 2004**

(54) **EXTERIOR SPARE WHEEL COVER-GOLF BALL**

(76) Inventor: **James D. Hovren**, 1928 S. Trent Point Pl., Boise, ID (US) 83712

(**) Term: **14 Years**

(21) Appl. No.: **29/180,704**

(22) Filed: **Apr. 28, 2003**

(51) **LOC (7) Cl. 12-16**

(52) **U.S. Cl. D12/202**

(58) **Field of Search** D12/204, 213,
D12/202, 400, 162; 301/37.1, 64.1, 65;
D9/307, 441, 451; D21/318; D19/97; D28/79;
D11/204, 211, 223, 232, 238, 30, 40, 44,
45, 81, 99, 134, 137; 250/477, 507, 511,
490.1

(56) **References Cited**

U.S. PATENT DOCUMENTS

D201,395 S	*	6/1965	Schmidt	D9/307
D358,324 S	*	5/1995	Mitchell	D9/307
D359,257 S	*	6/1995	Miller	D11/223
D373,310 S	*	9/1996	Trautmann	D9/441
D386,107 S	*	11/1997	Alcott	D11/81

D390,778 S	*	2/1998	Lee	D9/307
D400,440 S	*	11/1998	Tucker	D9/451
D425,706 S	*	5/2000	Calderone	D4/116
D457,846 S	*	5/2002	Burden	D12/204
D462,905 S	*	9/2002	Siegel et al.	D9/451
D473,179 S	*	4/2003	Burden	D12/204
D477,260 S	*	7/2003	Hovren	D12/202
D484,082 S	*	12/2003	Burden	D12/204

* cited by examiner

Primary Examiner—Stacia Cadmus

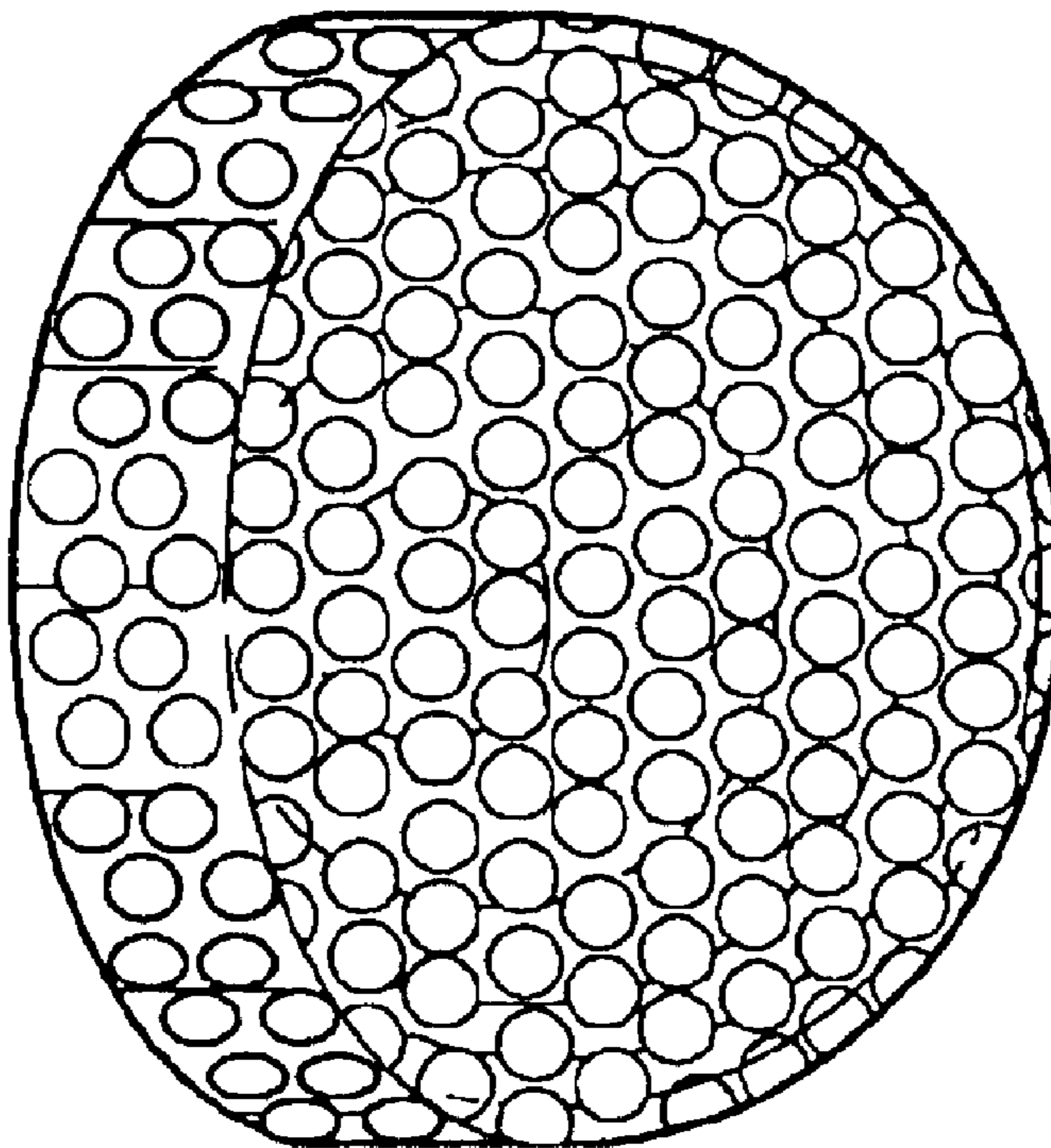
(57) **CLAIM**

The ornamental design for an exterior spare wheel cover-golf ball, as shown and described.

DESCRIPTION

FIG. 1 is a perspective view of an exterior spare wheel cover-golf ball, showing my new design;
FIG. 2 is a front view thereof;
FIG. 3 is a left thereof;
FIG. 4 is a right thereof;
FIG. 5 is a top thereof;
FIG. 6 is a bottom view thereof; and,
FIG. 7 is a back view thereof.

1 Claim, 4 Drawing Sheets



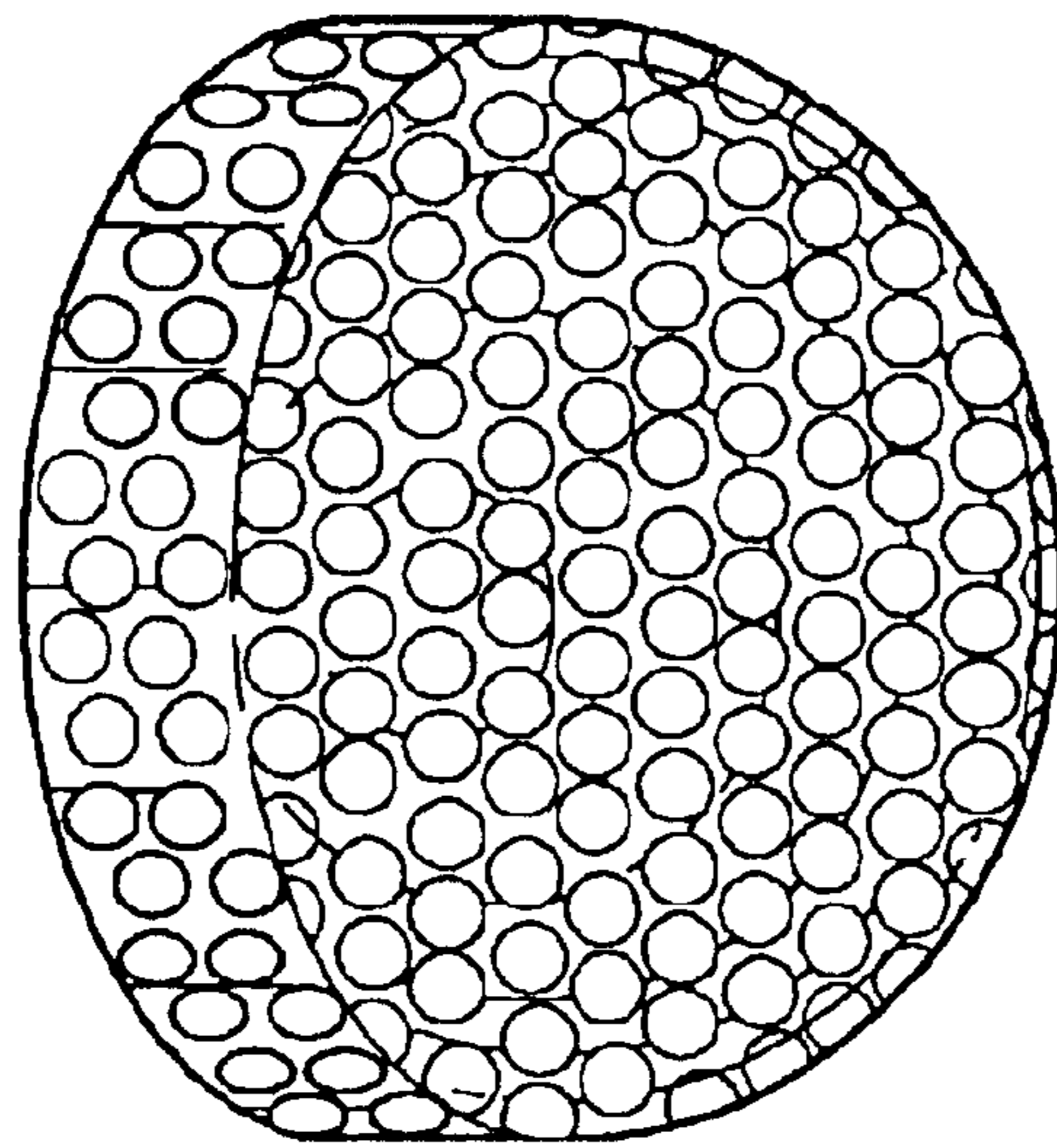


FIG. 1

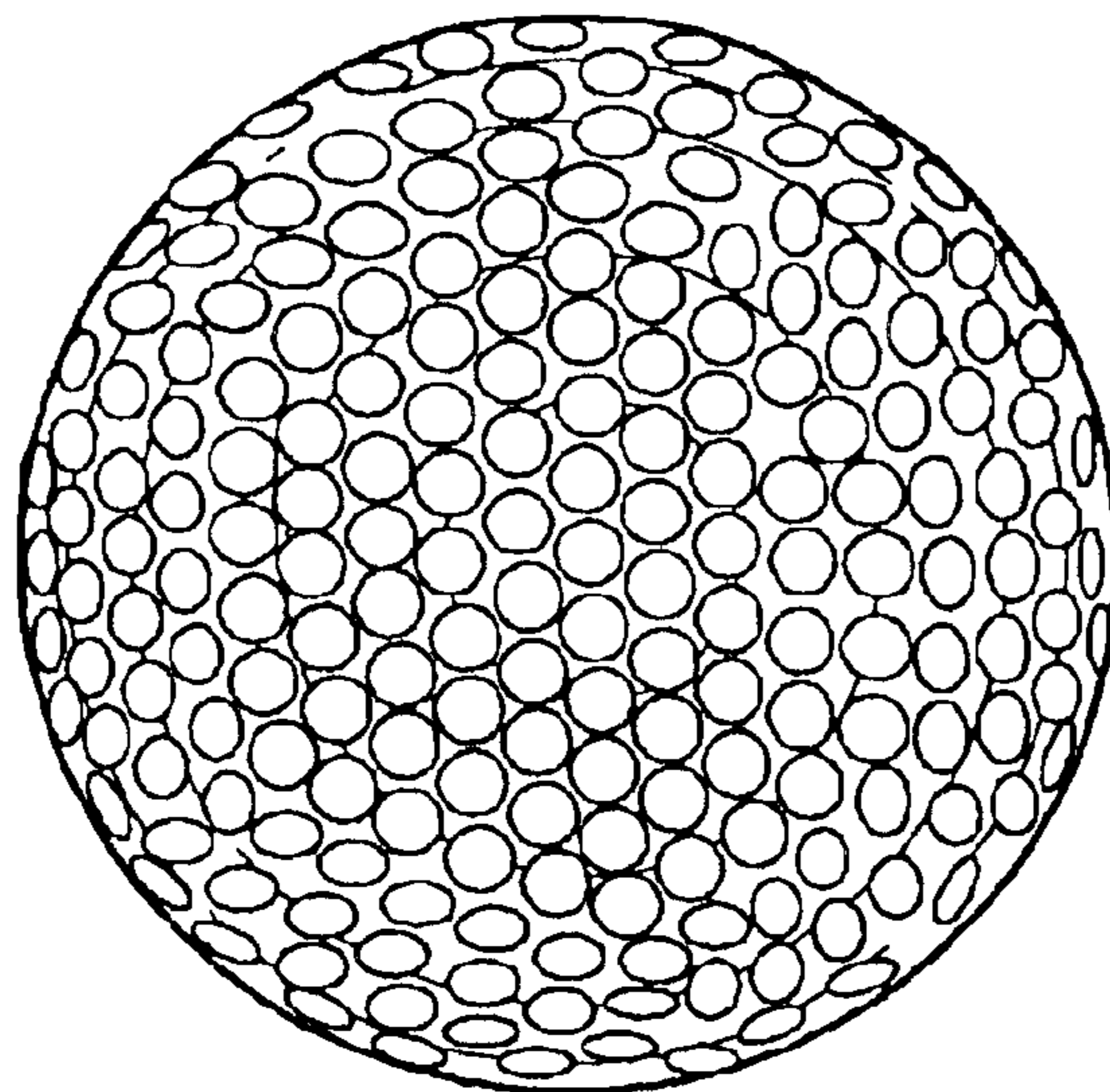


FIG. 2

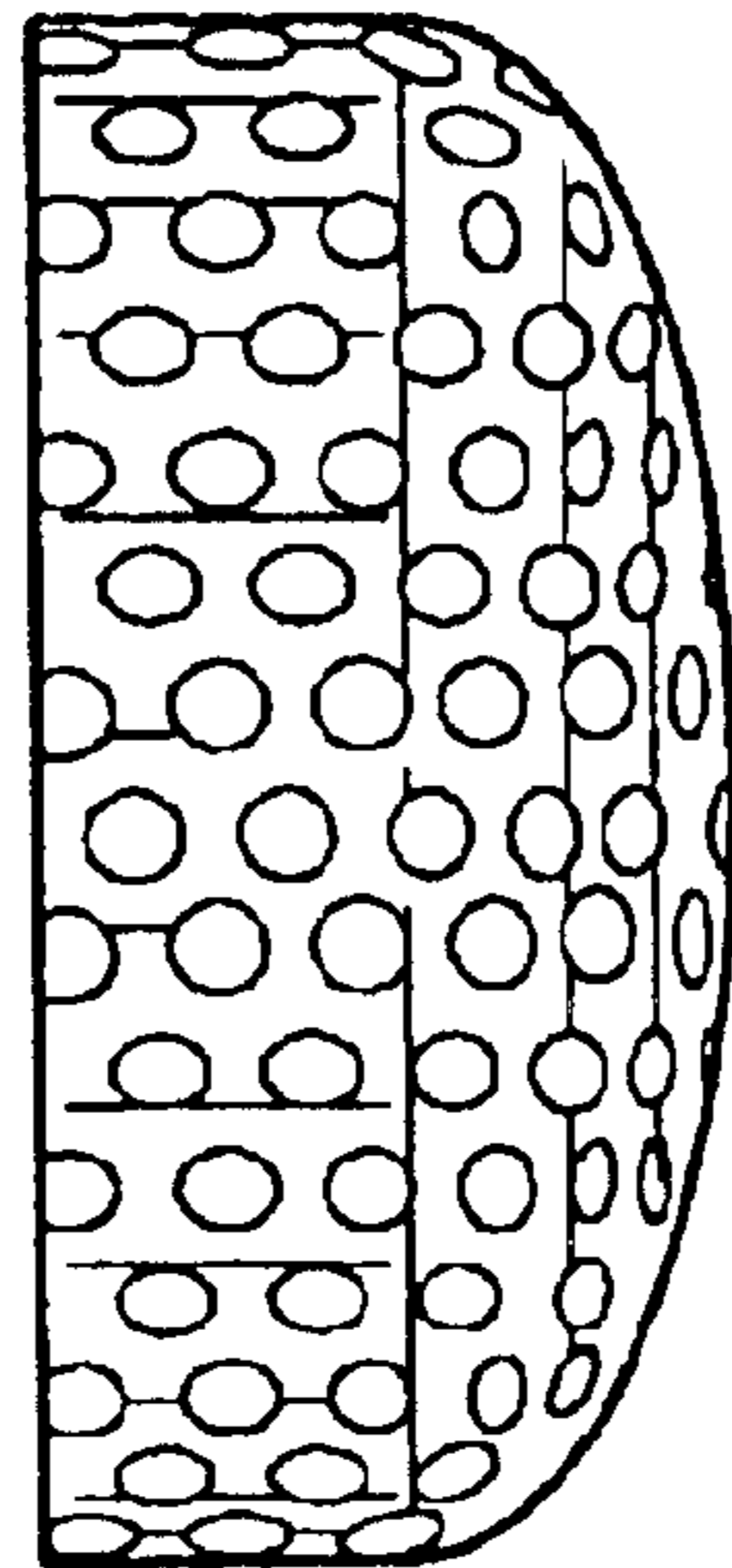


FIG. 3




FIG. 4




FIG. 5




FIG. 6

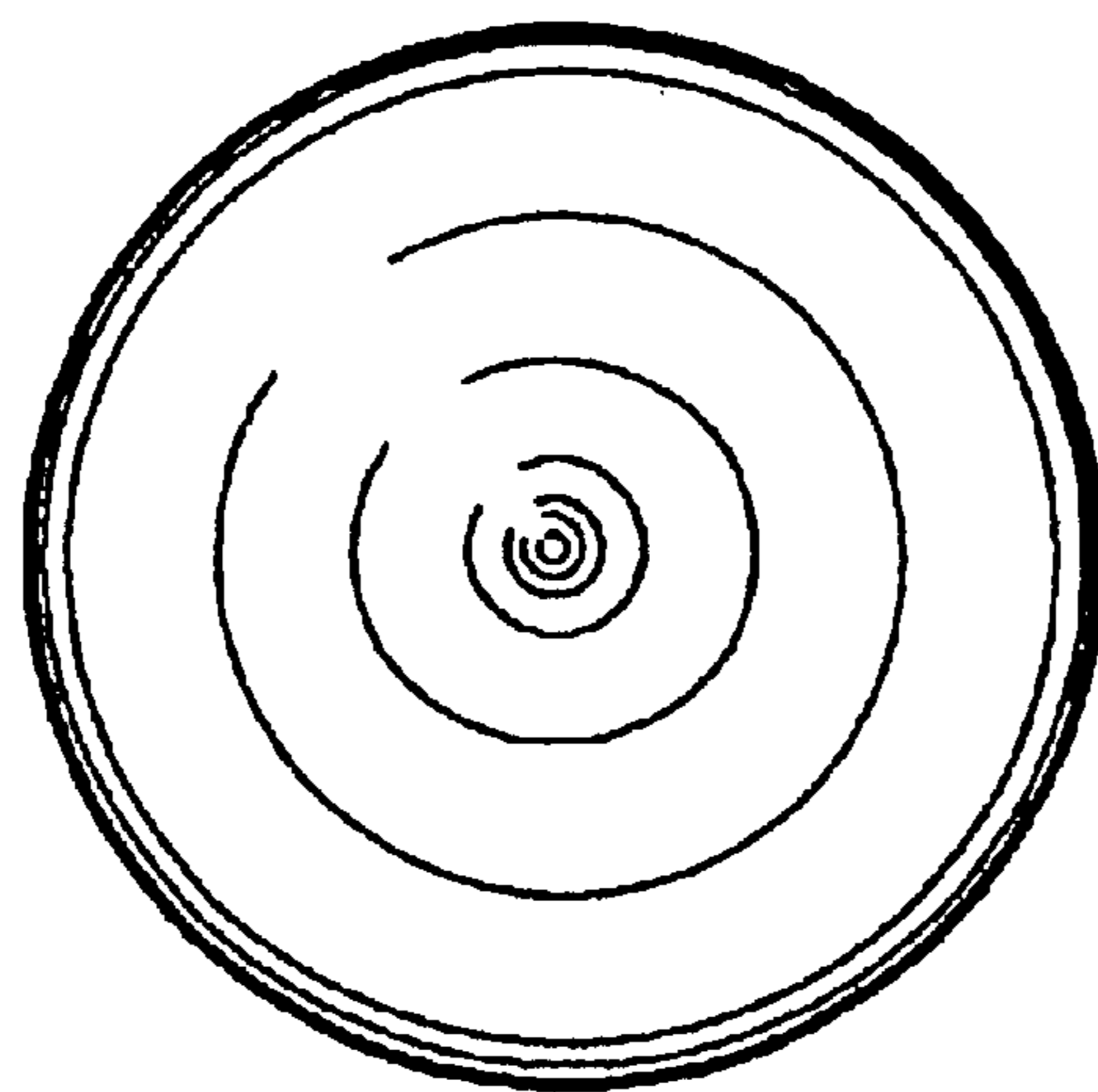


FIG. 7