



US00D499367S

(12) **United States Design Patent**  
Sauter et al.

(10) **Patent No.:** **US D499,367 S**  
(45) **Date of Patent:** **\*\* Dec. 7, 2004**

(54) **SURFACE CONFIGURATION OF AN INSTRUMENT DISPLAY PANEL FOR A VEHICLE**

D476,276 S \* 6/2003 Day ..... D12/192  
D483,309 S \* 12/2003 Wyszogrod ..... D12/192  
D484,081 S \* 12/2003 Day ..... D12/192

(75) Inventors: **Ulrich Sauter**, Tiefenbronn (DE);  
**Joerg Armand**, Muehlacker (DE)

\* cited by examiner

*Primary Examiner*—Stacia Cadmus

(73) Assignee: **Dr. Ing. h.c.F. Porsche**  
**Aktiengesellschaft**, Stuttgart (DE)

(74) *Attorney, Agent, or Firm*—Crowell & Moring LLP

(\*\*) Term: **14 Years**

(57) **CLAIM**

The ornamental design for a surface configuration of an instrument display panel for a vehicle, as shown and described.

(21) Appl. No.: **29/189,178**

**DESCRIPTION**

(22) Filed: **Sep. 2, 2003**

(30) **Foreign Application Priority Data**

Mar. 3, 2003 (DE) ..... 4 03 01 914  
Mar. 3, 2003 (DE) ..... 4 03 01 913

This application is related to the following co-pending applications, of the inventors, filed on even date herewith and entitled Surface Configuration of an Instrument Display for a Vehicle: Application Ser. No. 29/189,225; Application Ser. No. 29/189,256; and Application Ser. No. 29/189,176. FIG. 1 is a front view of a surface configuration of an instrument display panel for a vehicle according to our novel design; FIG. 2 is a bottom view of the surface configuration of an instrument display panel for a vehicle according to our novel design; FIG. 3 is a right perspective view of the surface configuration of an instrument display panel for a vehicle according to our novel design; and, FIG. 4 is a left perspective view of the surface configuration of an instrument display panel for a vehicle according to our novel design. The broken lines are for illustrative purposes only and form no part of the claimed design.

(51) **LOC (7) Cl.** ..... **12-16**

(52) **U.S. Cl.** ..... **D12/192**

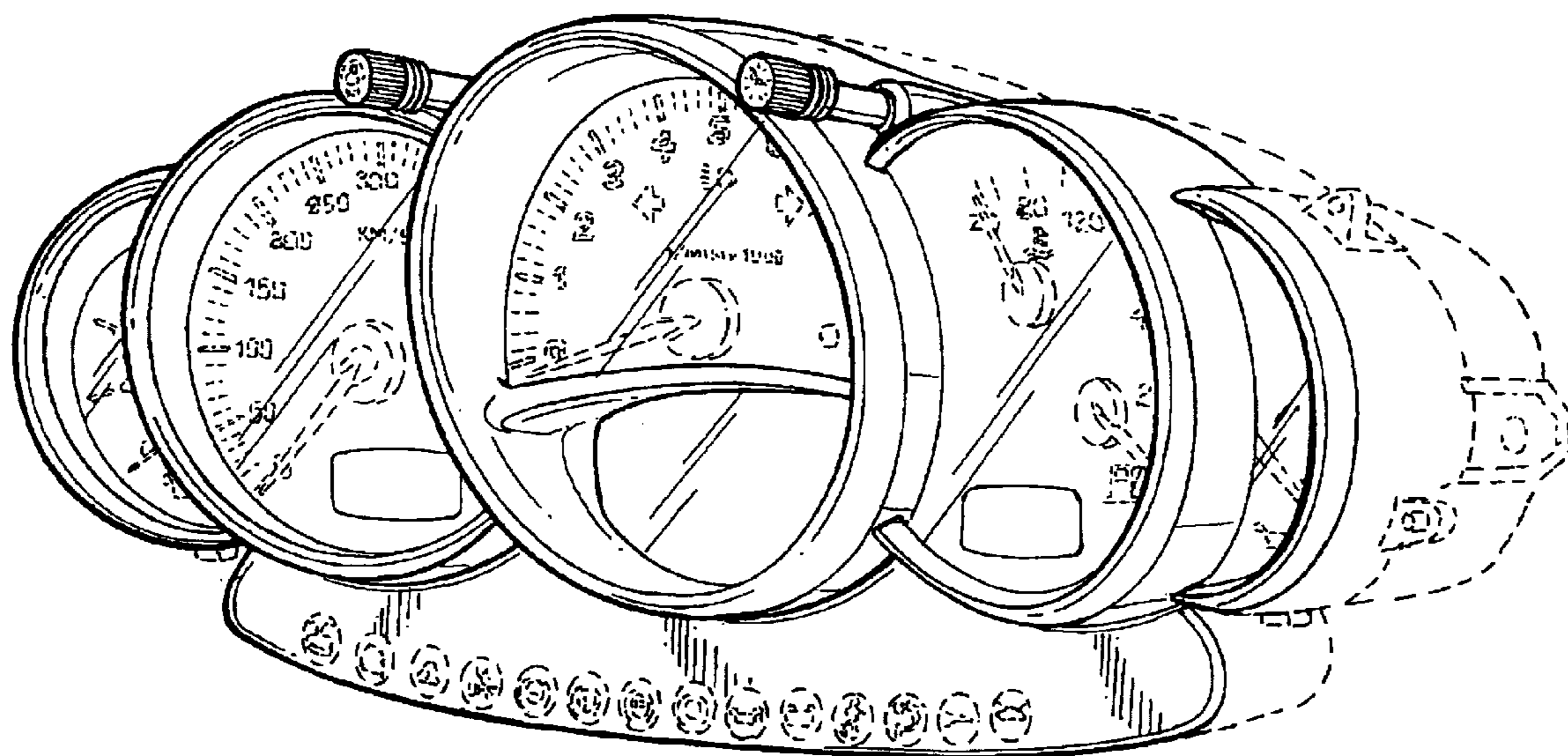
(58) **Field of Search** ..... D12/192; 180/90;  
280/750-752; 296/190-191, 70; D10/46,  
102, 98, 122-127

(56) **References Cited**

**U.S. PATENT DOCUMENTS**

D381,613 S \* 7/1997 Ma ..... D12/192  
D413,294 S \* 8/1999 Lagaay ..... D12/192  
D413,295 S \* 8/1999 Sauter ..... D12/192  
D436,565 S \* 1/2001 Tsay et al. .... D12/192  
D440,925 S \* 4/2001 Pfeiffer ..... D12/192  
D467,845 S \* 12/2002 Pfeiffer et al. .... D12/192  
D475,956 S \* 6/2003 Juraschek et al. .... D12/192  
D475,957 S \* 6/2003 Machinek ..... D12/192

**1 Claim, 3 Drawing Sheets**



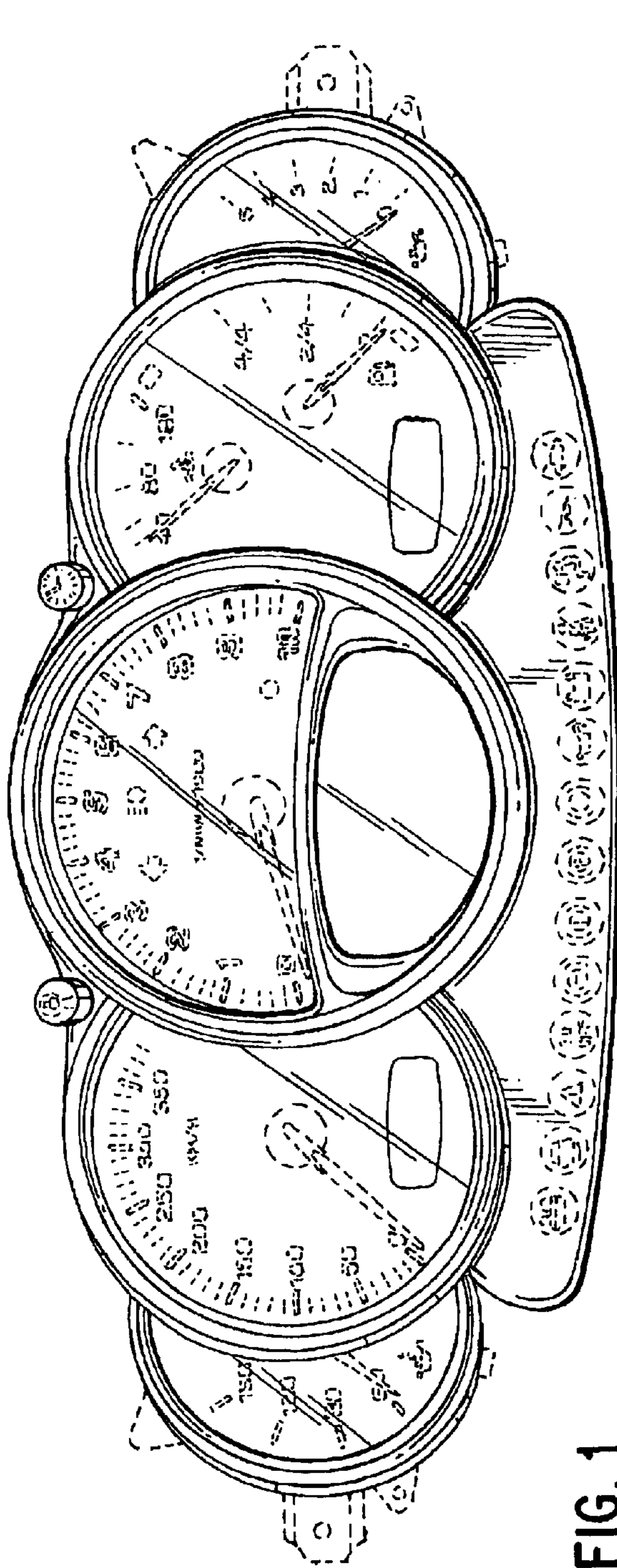


FIG. 1

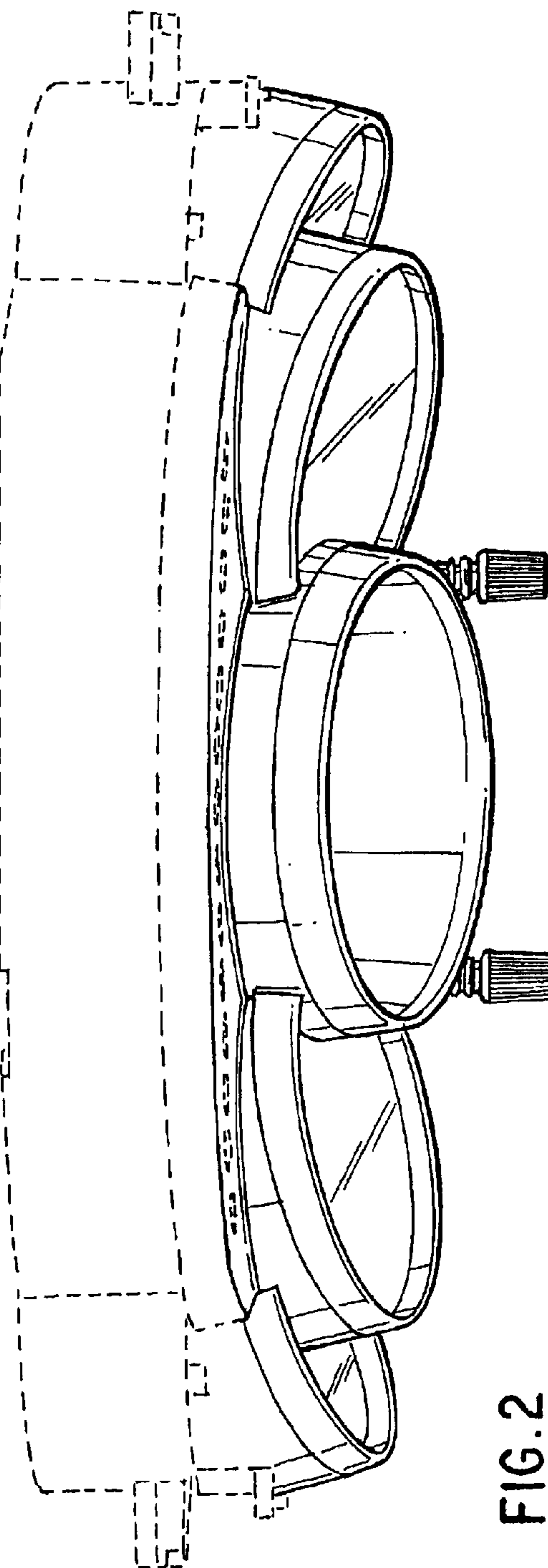


FIG. 2



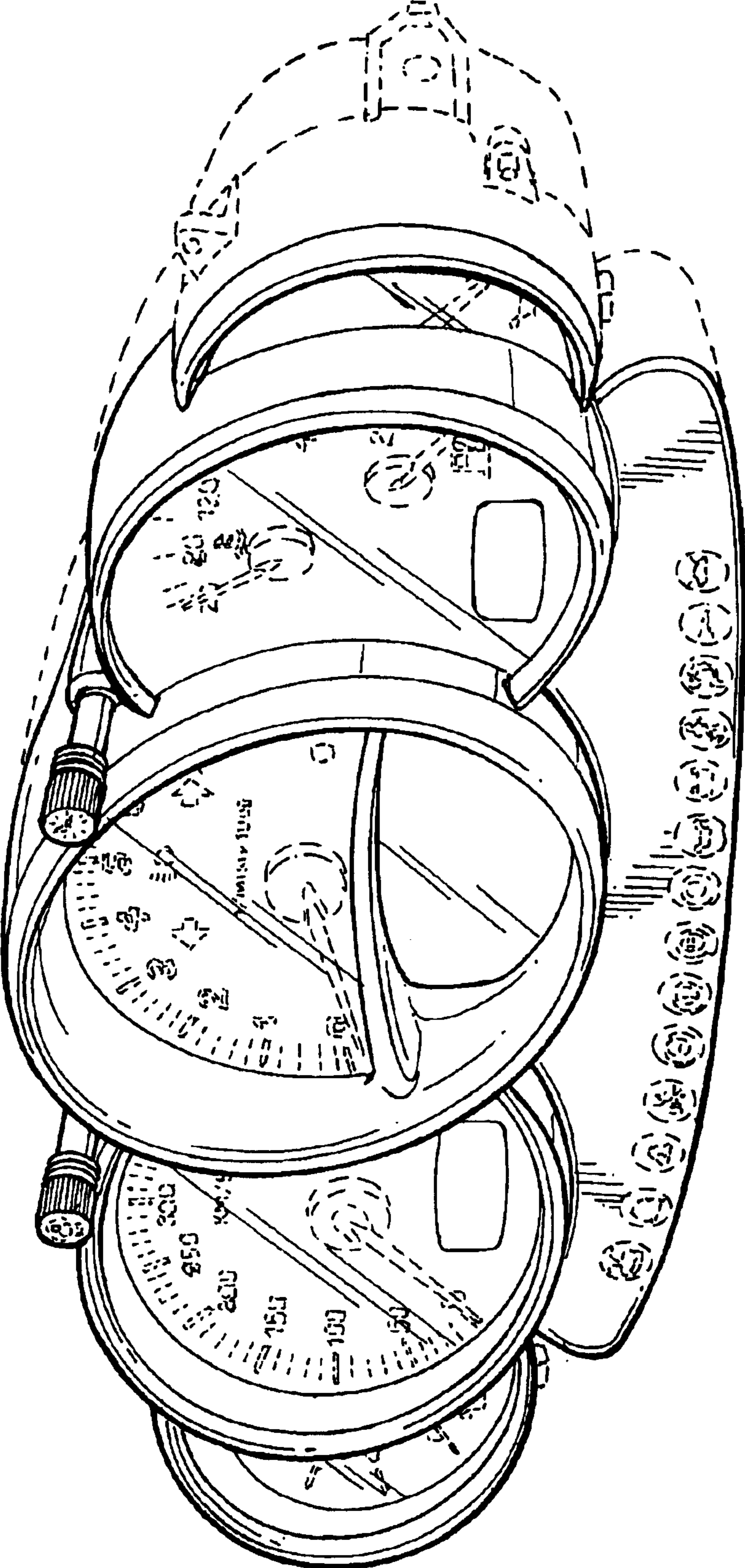


FIG. 3

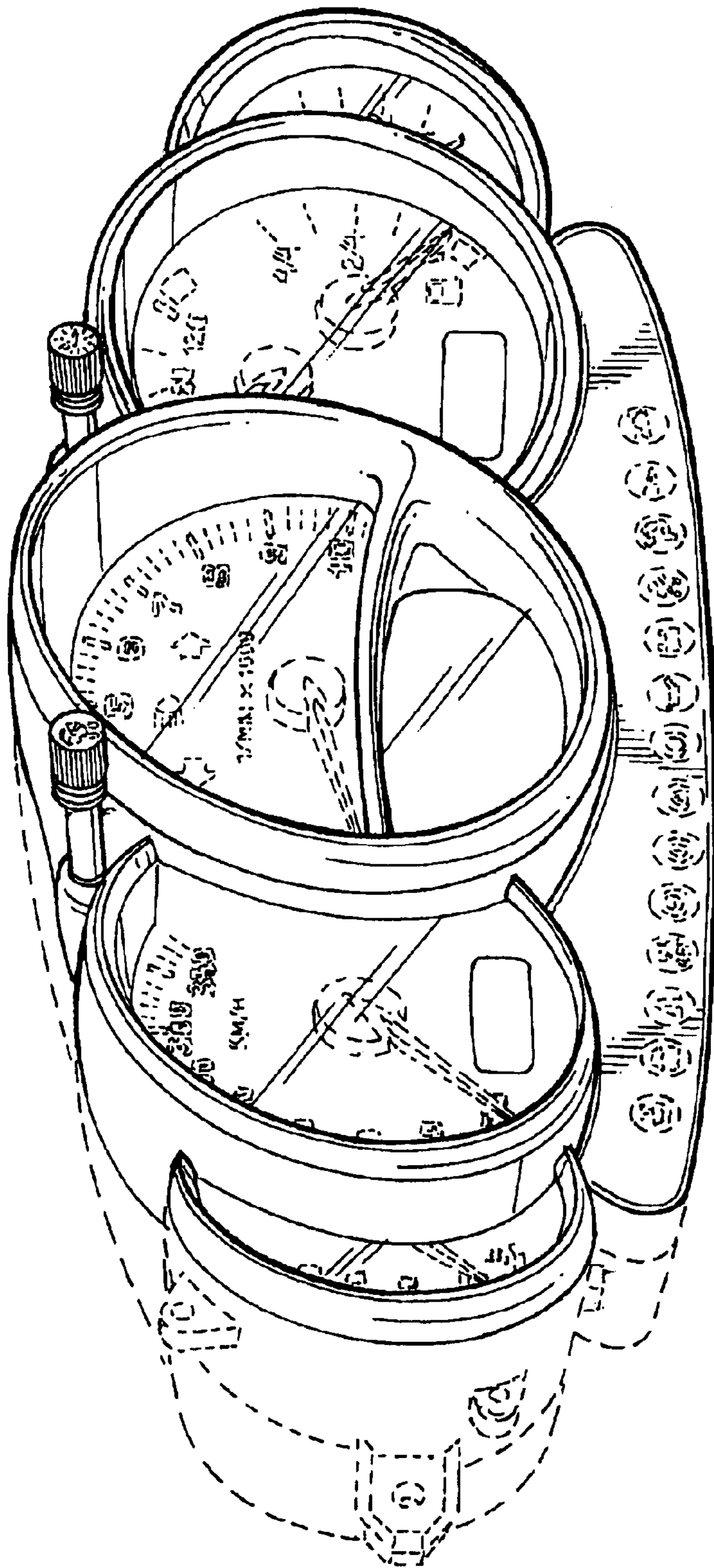


FIG. 4