

US00D499366S

(12) **United States Design Patent**
Habib

(10) **Patent No.:** **US D499,366 S**

(45) **Date of Patent:** **** Dec. 7, 2004**

(54) **FRONTAL CONFIGURATION OF A STEERING WHEEL**

D471,138 S * 3/2003 Hisada et al. D12/176
D475,665 S * 6/2003 Pfeiffer et al. D12/176
D476,607 S * 7/2003 Prather et al. D12/176
D480,668 S * 10/2003 Ohm et al. D12/176

(75) **Inventor:** **Karim Antoine Habib, Munich (DE)**

* cited by examiner

(73) **Assignee:** **Bayerische Motoren Werke Aktiengesellschaft, Munich (DE)**

Primary Examiner—Melody N. Brown
(74) *Attorney, Agent, or Firm*—Crowell & Moring LLP

(**) **Term:** **14 Years**

(57) **CLAIM**

(21) **Appl. No.:** **29/194,359**

The ornamental design for a frontal configuration of a steering wheel, as shown and described.

(22) **Filed:** **Nov. 24, 2003**

(51) **LOC (7) Cl.** **12-16**

(52) **U.S. Cl.** **D12/176**

(58) **Field of Search** D12/175-177;
74/552, 558, 558.5

DESCRIPTION

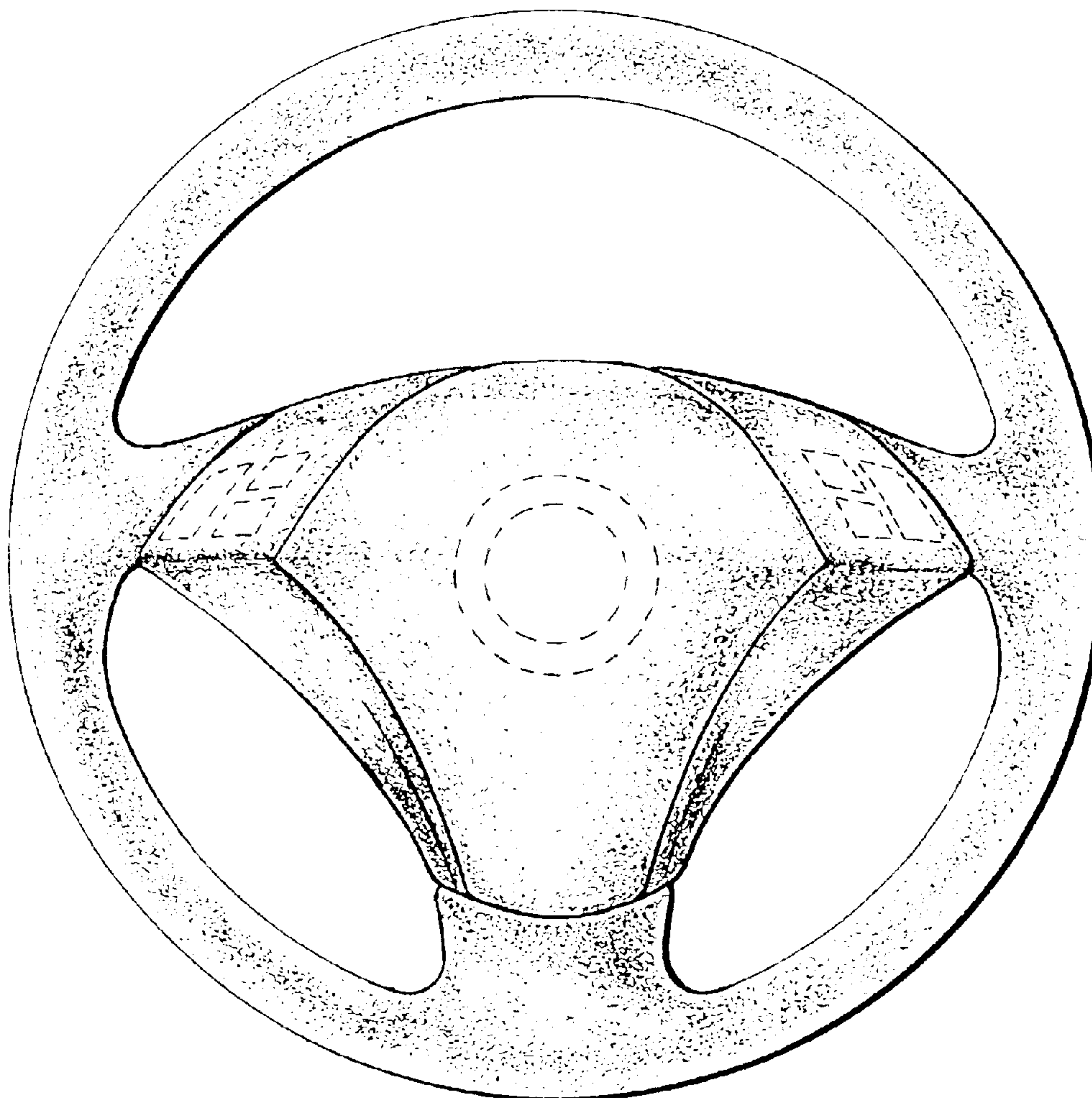
FIG. 1 is a front view of a frontal configuration of a steering wheel according to my novel design; and, FIG. 2 is a perspective view of the frontal configuration of a steering wheel according to my novel design. The broken lines are for illustrative purposes only and form no part of the claimed design. Also enclosed is a set of photographs of an embodiment of my invention.

(56) **References Cited**

U.S. PATENT DOCUMENTS

D438,151 S * 2/2001 Pfeiffer D12/176
D470,087 S * 2/2003 Akiyama et al. D12/176

1 Claim, 1 Drawing Sheet



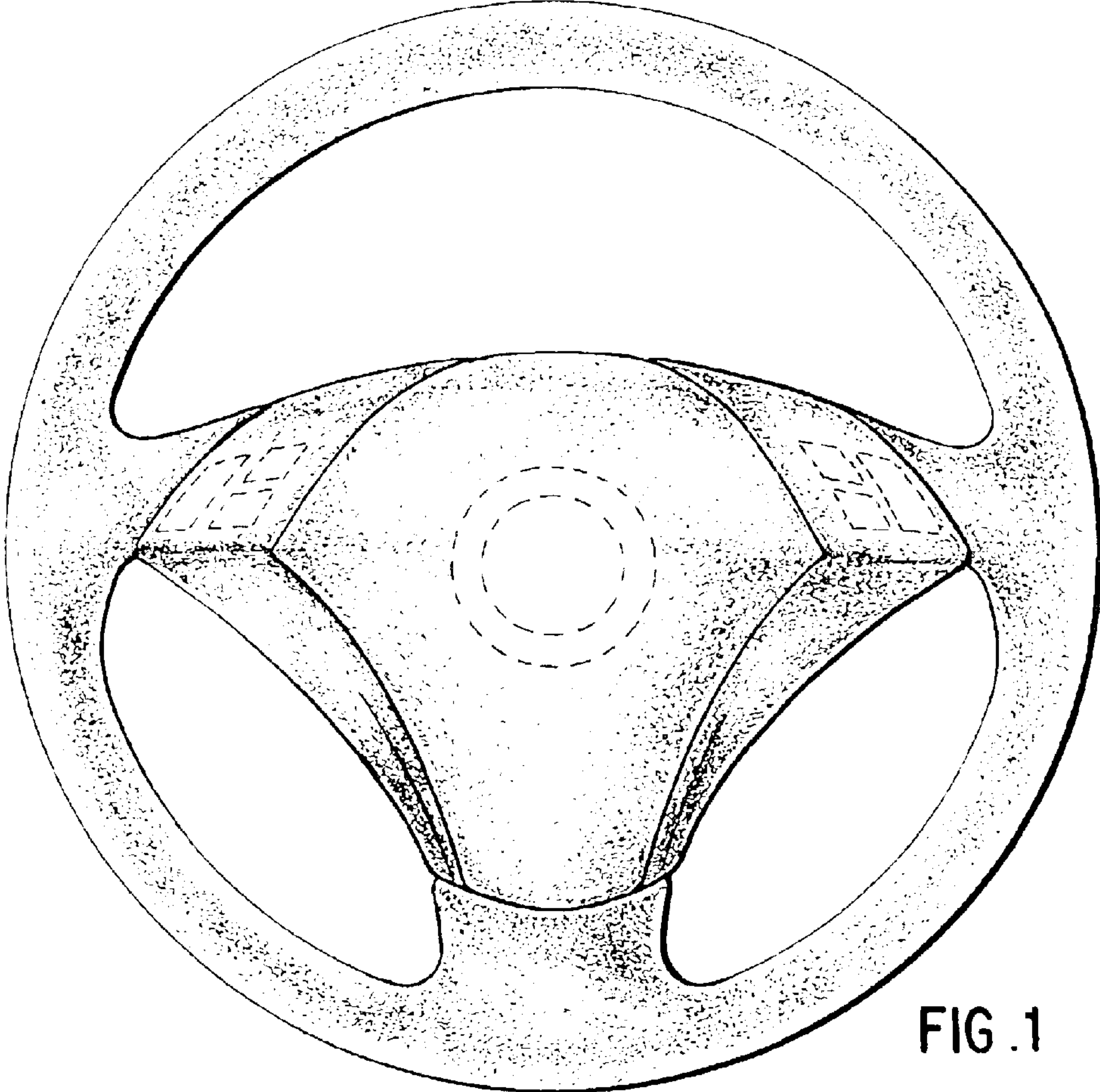


FIG. 1

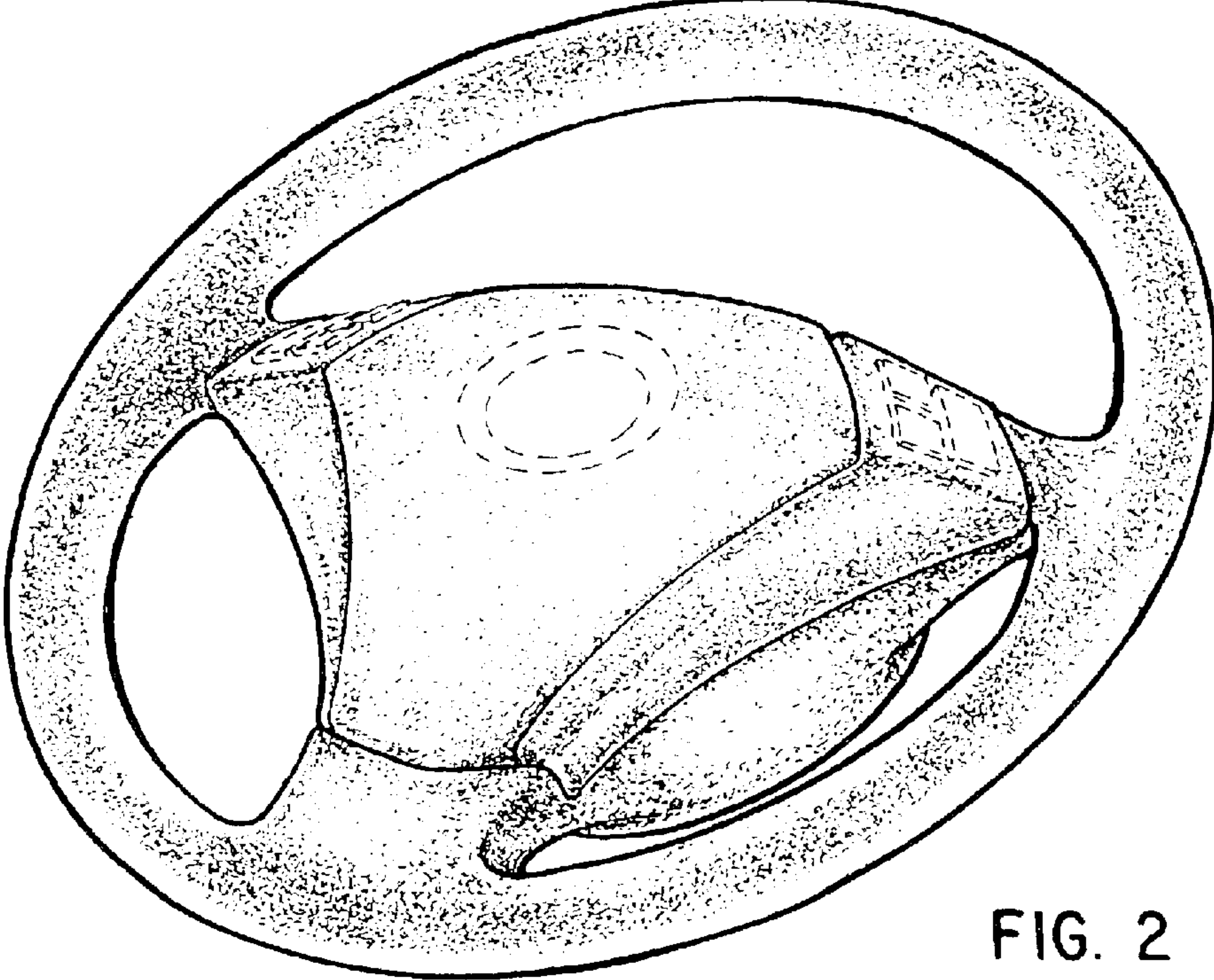


FIG. 2