

US00D499355S

(12) **United States Design Patent**
Yang

(10) **Patent No.:** **US D499,355 S**

(45) **Date of Patent:** **** Dec. 7, 2004**

(54) **SNOWMAN WATER BALL BOTTLE**

(75) **Inventor:** **Shin-Ya Yang, Hsin Tien (TW)**

(73) **Assignee:** **Ya Yung enterprise Co., Ltd., Hsin Tien (TW)**

(**) **Term:** **14 Years**

(21) **Appl. No.:** **29/190,786**

(22) **Filed:** **Sep. 29, 2003**

(51) **LOC (7) Cl.** **11-05**

(52) **U.S. Cl.** **D11/121; D9/312; D21/629**

(58) **Field of Search** **D9/307, 311-312, D9/314; D11/121, 125, 127-129, 164; D21/629, 638, 659; 428/7, 11, 13**

(56) **References Cited**

U.S. PATENT DOCUMENTS

- D230,321 S * 2/1974 Laser D21/629
- D345,435 S * 3/1994 McLaughlin, II D11/121
- 5,620,353 A * 4/1997 Lai 446/136
- D384,595 S * 10/1997 Hartwell-Ruland D11/121

- D426,432 S * 6/2000 Saddler D11/125
- D456,219 S * 4/2002 Kracke D11/128
- D462,032 S * 8/2002 Schmauz-Grimsel D11/121
- D484,826 S * 1/2004 Puntch D11/128

* cited by examiner

Primary Examiner—Sandra L. Morris

(74) *Attorney, Agent, or Firm*—Bacon & Thomas, PLLC


(57) **CLAIM**

The ornamental design for snowman water ball bottle, as shown and described.

DESCRIPTION

FIG. 1 is a perspective view of snowman water ball bottle showing my new design;
 FIG. 2 is a front elevational view thereof;
 FIG. 3 is a rear elevational view thereof;
 FIG. 4 is a top plan view thereof;
 FIG. 5 is a bottom plan view thereof;
 FIG. 6 is a left side elevational view thereof; and,
 FIG. 7 is a right side elevational view thereof.

1 Claim, 6 Drawing Sheets






FIG. 1




FIG.2




FIG. 3

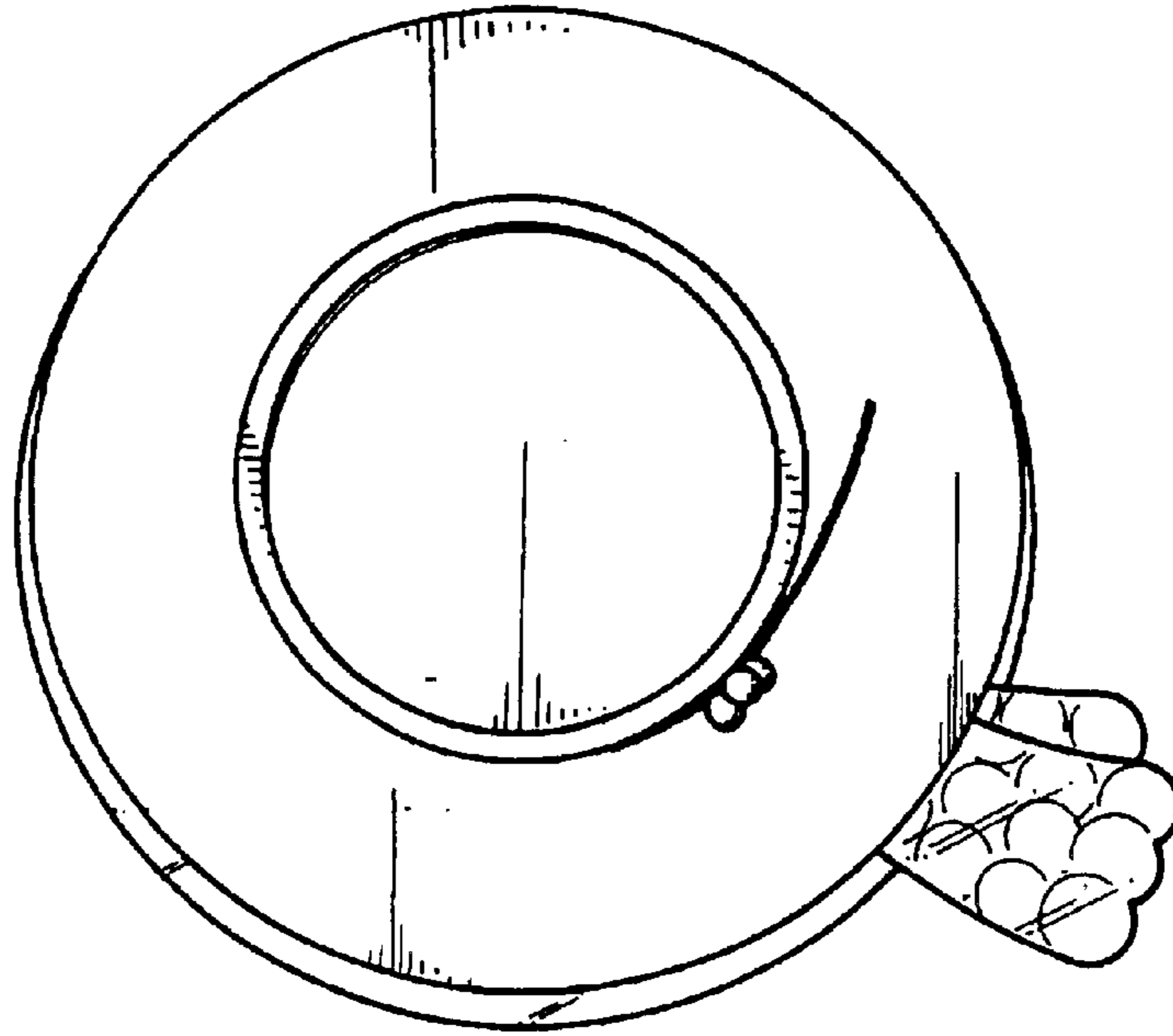


FIG. 4

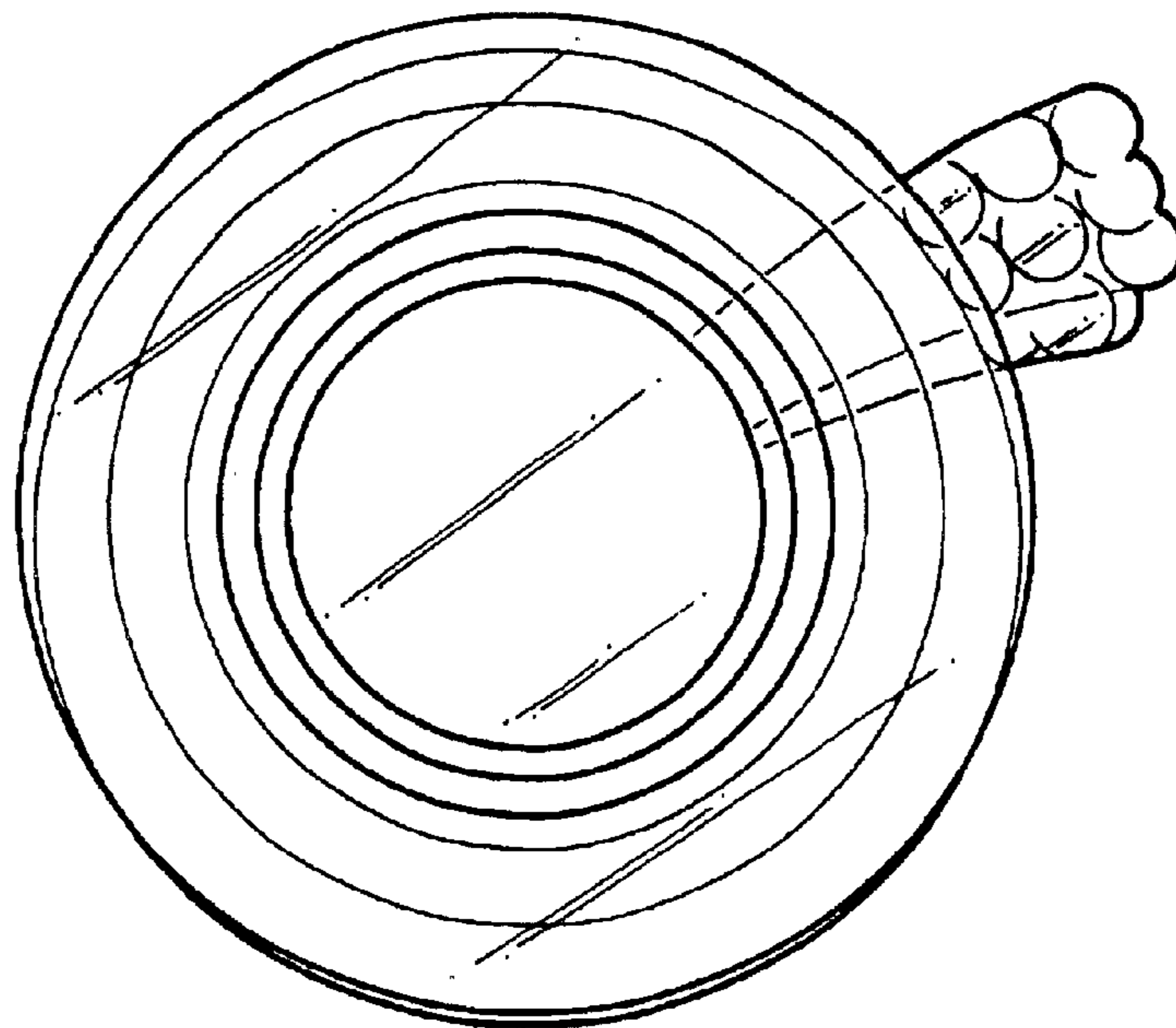


FIG. 5




FIG.6

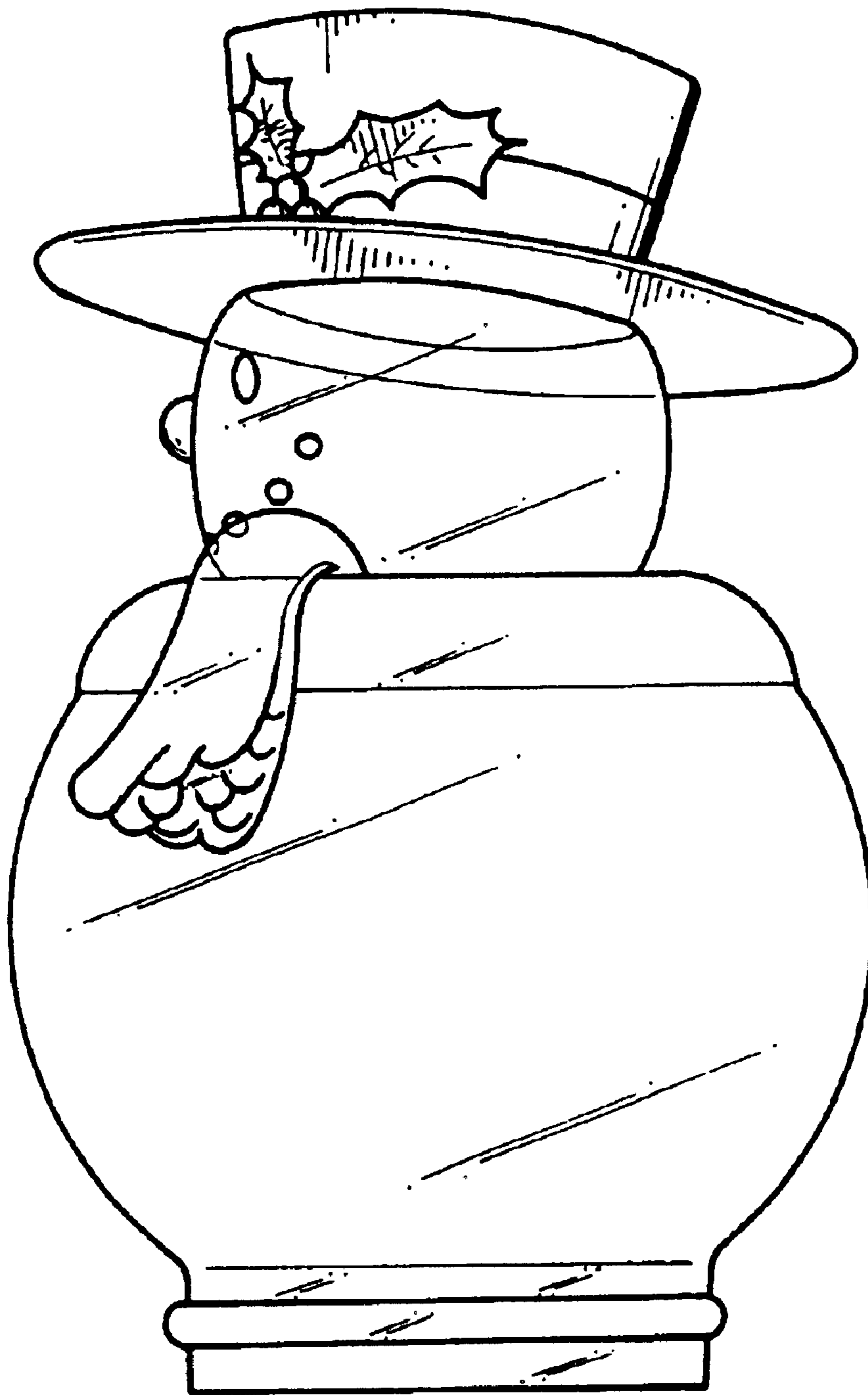


FIG. 7