

US00D499344S

(12) **United States Design Patent**
Garcia

(10) **Patent No.:** **US D499,344 S**

(45) **Date of Patent:** **** Dec. 7, 2004**

(54) **CLOCK**

(76) **Inventor:** **Christopher George Garcia, 5349**
Amesbury, #401, Dallas, TX (US)
75206

(**) **Term:** **14 Years**

(21) **Appl. No.:** **29/196,284**

(22) **Filed:** **Dec. 24, 2003**

(51) **LOC (7) Cl.** **10-01**

(52) **U.S. Cl.** **D10/15; D10/24**

(58) **Field of Search** **D10/1-40, 122-132;**
368/276-277, 228-229, 285, 76, 316-317

(56) **References Cited**

U.S. PATENT DOCUMENTS

964,005	A	*	7/1910	Dungan et al.	368/76
991,935	A	*	5/1911	Porter	431/330
1,776,001	A		9/1930	Konigsberg		
2,065,491	A		12/1936	Harm		
2,221,413	A		11/1940	Schanz		
2,243,343	A		5/1941	Johnson		
2,333,832	A		11/1943	Torroja		
D163,856	S		7/1951	Addario		
3,574,992	A	*	4/1971	Ladas	368/82
3,587,222	A		6/1971	Mestrovic		
3,956,879	A		5/1976	Bailey		
D241,627	S		9/1976	Bailey		
D241,628	S		9/1976	Bailey		
4,022,015	A		5/1977	Bailey		
4,103,484	A		8/1978	Bailey		

D253,042	S		10/1979	Fee		
D275,938	S		10/1984	Sonier		
D277,372	S		1/1985	Sonier		
D297,816	S	*	9/1988	Dawson, Jr.	D10/15
5,331,609	A		7/1994	Gubin		
D405,701	S		2/1999	Marshall		
2002/0145945	A1		10/2002	Bucci		

* cited by examiner

Primary Examiner—Nelson C. Holtje

(57) **CLAIM**

The ornamental design for a clock, as shown and described.

DESCRIPTION

My clock is characterized by convexo-convex shape through the center of which is a single opening that allows for an hour and minute pointer to move along a linear graduated scale whose full length corresponds to one period of either 12 hours, or 60 minutes, respectively. Both my hour and minute pointer are also convexo-convex shaped. My hour hand is shorter, and wider than the longer, thinner minute hand.

FIG. 1 is a perspective view of the clock

FIG. 2 is a front view of the clock

FIG. 3 is a rear view of the clock

FIG. 4 is a left side view of the clock

FIG. 5 is a right side view of the clock

FIG. 6 is a top view of the clock; and,

FIG. 7 is a bottom view of the clock.

1 Claim, 2 Drawing Sheets






FIG. 1

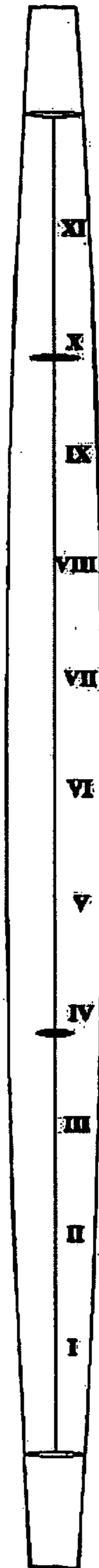


FIG. 2



FIG. 3



FIG. 4



FIG. 5

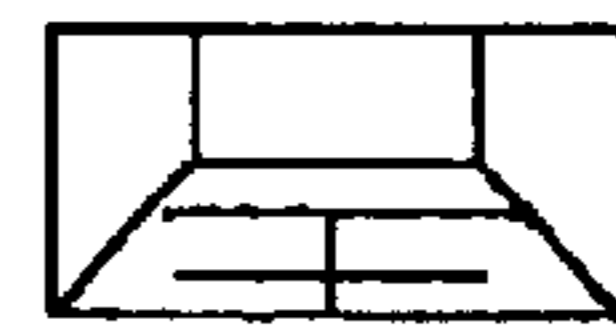


FIG. 6

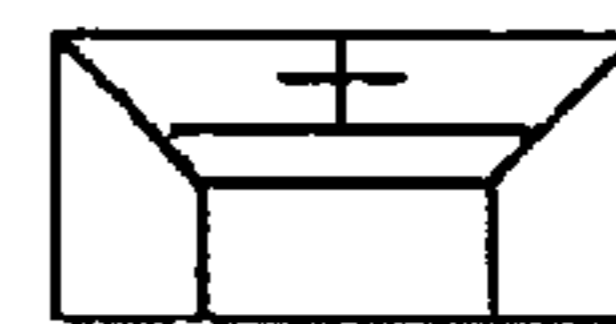


FIG. 7