



US00D499338S

(12) **United States Design Patent** (10) **Patent No.:** **US D499,338 S**
Mulder et al. (45) **Date of Patent:** **** Dec. 7, 2004**

(54) **CONTAINER**

FOREIGN PATENT DOCUMENTS

(75) **Inventors:** **Stefan Mulder**, Hamburg (DE);
Christina Krohn, Hamburg (DE); **Rolf**
Mueller-Gruenow, Duesseldorf (DE)

GB	2034125	*	2/1994
GB	3010337	*	2/2003
GB	3010338	*	2/2003
GB	3010339	*	2/2003
GB	3010340	*	2/2003
GB	3010849	*	2/2003
GB	3010850	*	2/2003
GB	3010851	*	2/2003
GB	3010852	*	2/2003
GB	2101799	*	5/2004

(73) **Assignee:** **Henkel Kommanditgesellschaft auf**
Aktien, Duesseldorf (DE)

(**) **Term:** **14 Years**

(21) **Appl. No.:** **29/183,534**

* cited by examiner

(22) **Filed:** **Jun. 12, 2003**

Primary Examiner—Carol Rademaker

(51) **LOC (7) Cl.** **09-01**

(74) *Attorney, Agent, or Firm*—Stephen D. Harper;
Gregory M. Hill

(52) **U.S. Cl.** **D9/500; D9/549; D9/558**

(58) **Field of Search** D9/300, 500, 502–504,
D9/511, 516, 529, 545, 546, 547, 549,
557, 558, 414, 418, 538, 337, 338, 505;
D7/679; 222/382; 215/381–384, 396, 398

(57) **CLAIM**

The ornamental design for a container, as shown and described.

(56) **References Cited**

DESCRIPTION

U.S. PATENT DOCUMENTS

D240,711 S	*	7/1976	Angleman et al.	D9/338
D336,822 S	*	6/1993	Ancona et al.	D7/679
D338,828 S	*	8/1993	Segati	D9/300
D347,571 S	*	6/1994	Wacker	D9/300
D357,415 S	*	4/1995	Fontanella	D9/503
D373,085 S	*	8/1996	Lecoule	D9/516
D402,549 S	*	12/1998	Nahum Albright	D9/337
D412,276 S	*	7/1999	Arslanian	D9/300 X
D426,466 S	*	6/2000	Nevins et al.	D9/529
D438,098 S	*	2/2001	Krunas	D9/300
D459,210 S	*	6/2002	McGuinness	D9/300
D459,211 S	*	6/2002	McGuinness	D9/300
D463,746 S	*	10/2002	de Baschmakoff	D9/500
2002/0113093 A1	*	8/2002	De Laforcade	222/382 X

FIG. 1 is a front elevational view of the container showing our design, the rear elevational view being identical except for the unclaimed environment;

FIG. 2 is a right side elevational view thereof, the left side elevational view being a mirror image;

FIG. 3 is a top plan view thereof;

FIG. 4 is a bottom plan view thereof;

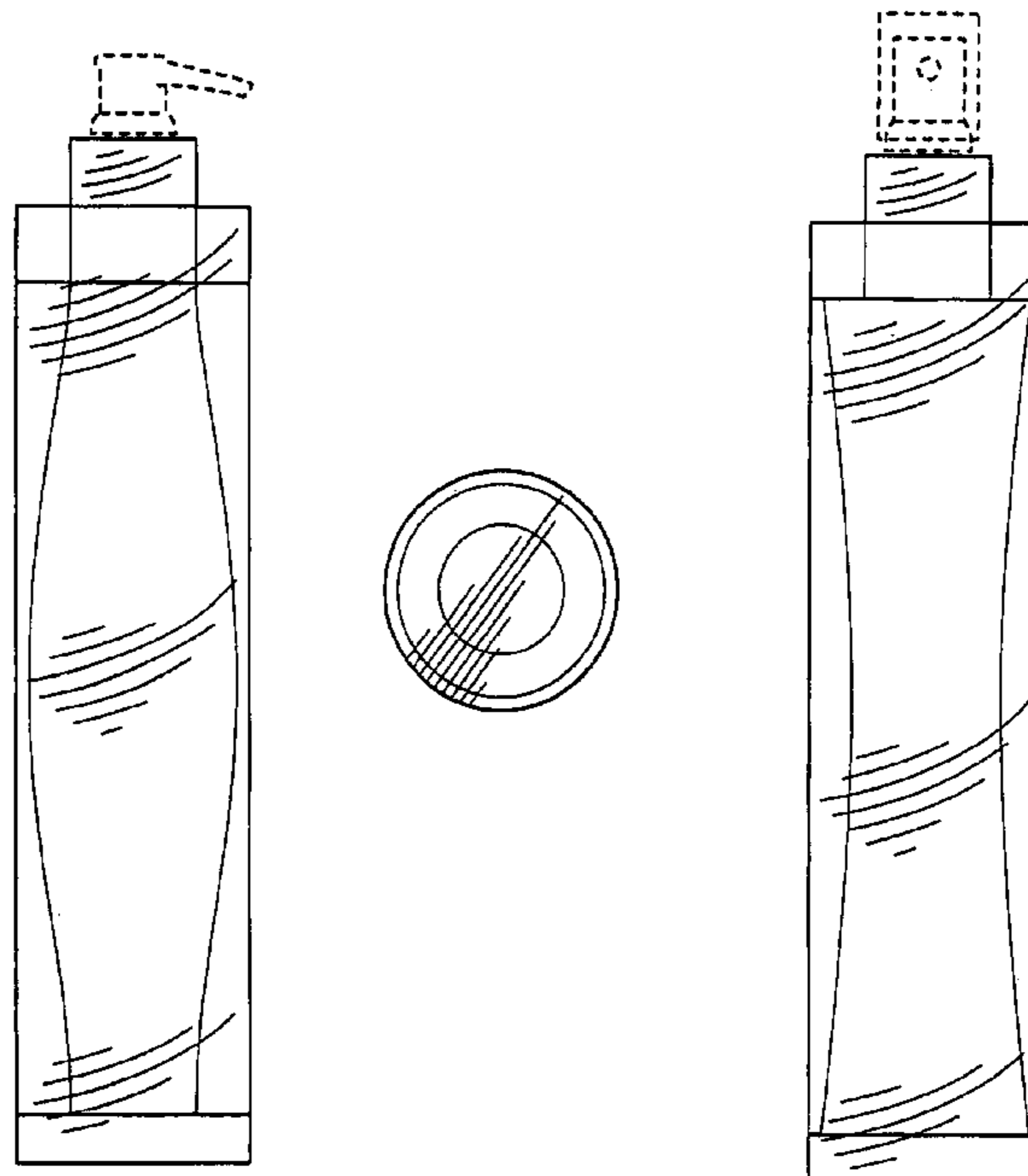
FIG. 5 is a front elevational view of a second embodiment of the container shown in FIG. 1, the rear elevational view being identical except for the unclaimed environment.

FIG. 6 is a right side elevational view thereof, the left side elevational view being a mirror image;

FIG. 7 is a top plan view thereof; and,

FIG. 8 is a bottom plan view thereof.

1 Claim, 2 Drawing Sheets



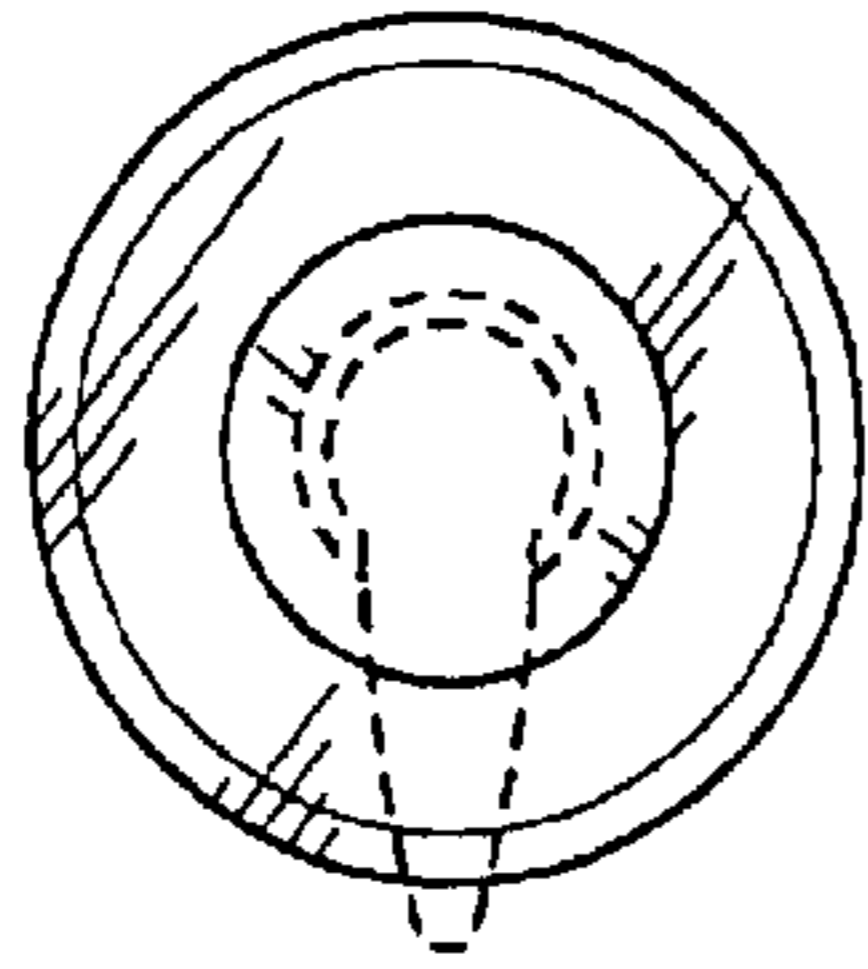


FIG. 3

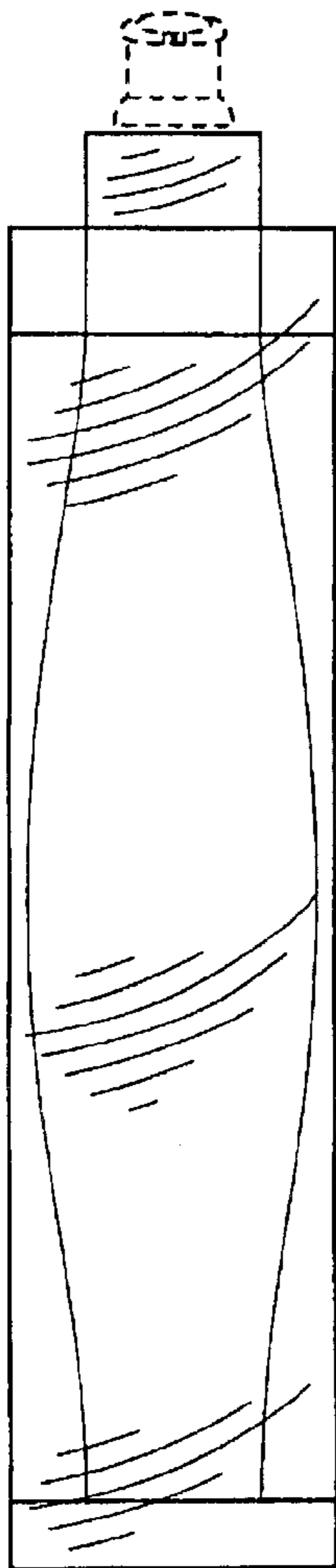


FIG. 1

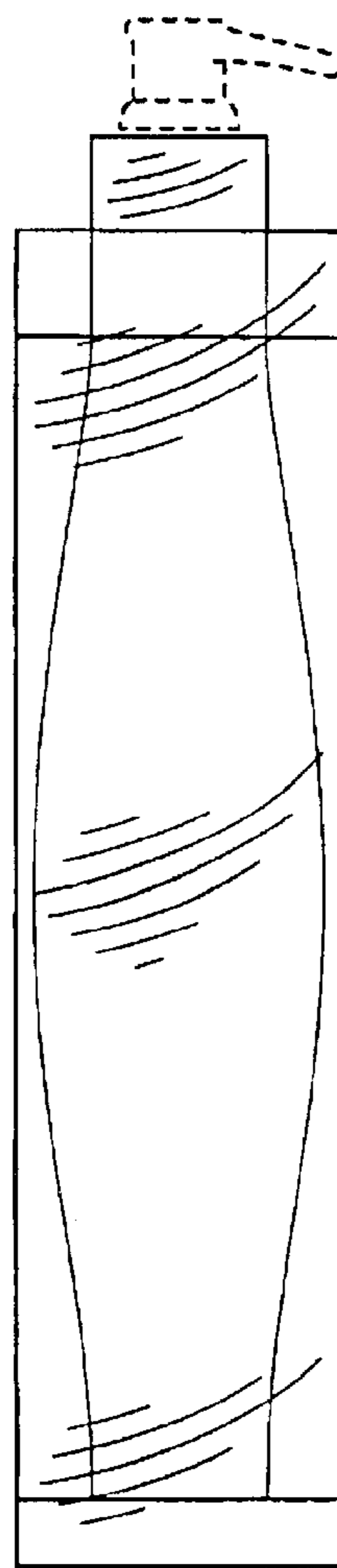


FIG. 2

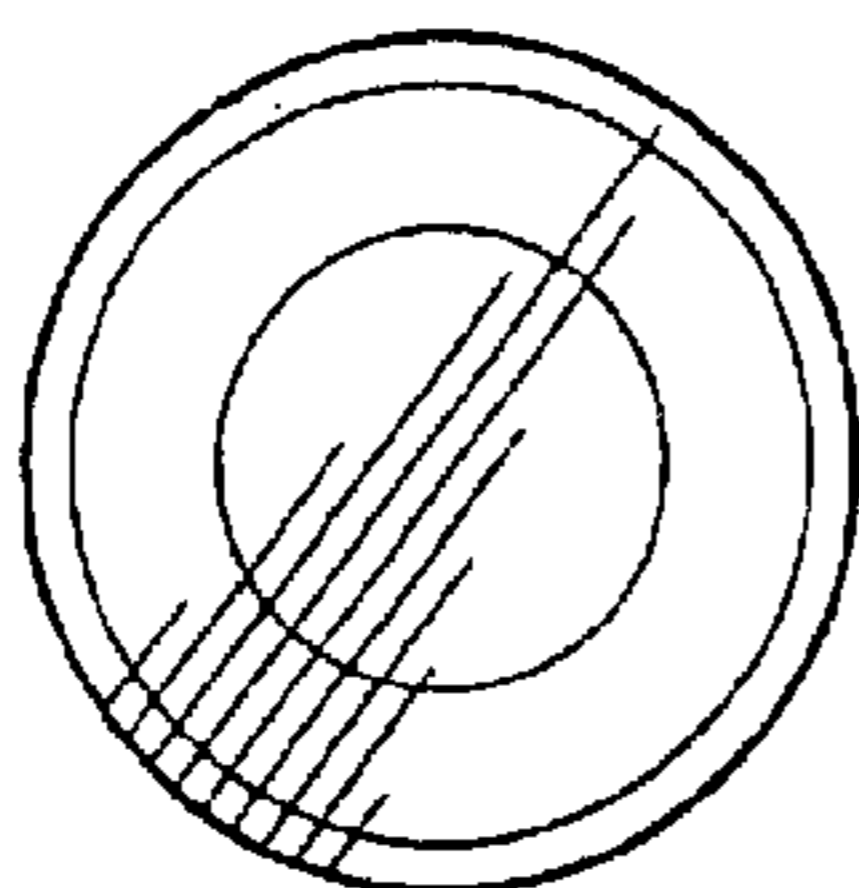


FIG. 4

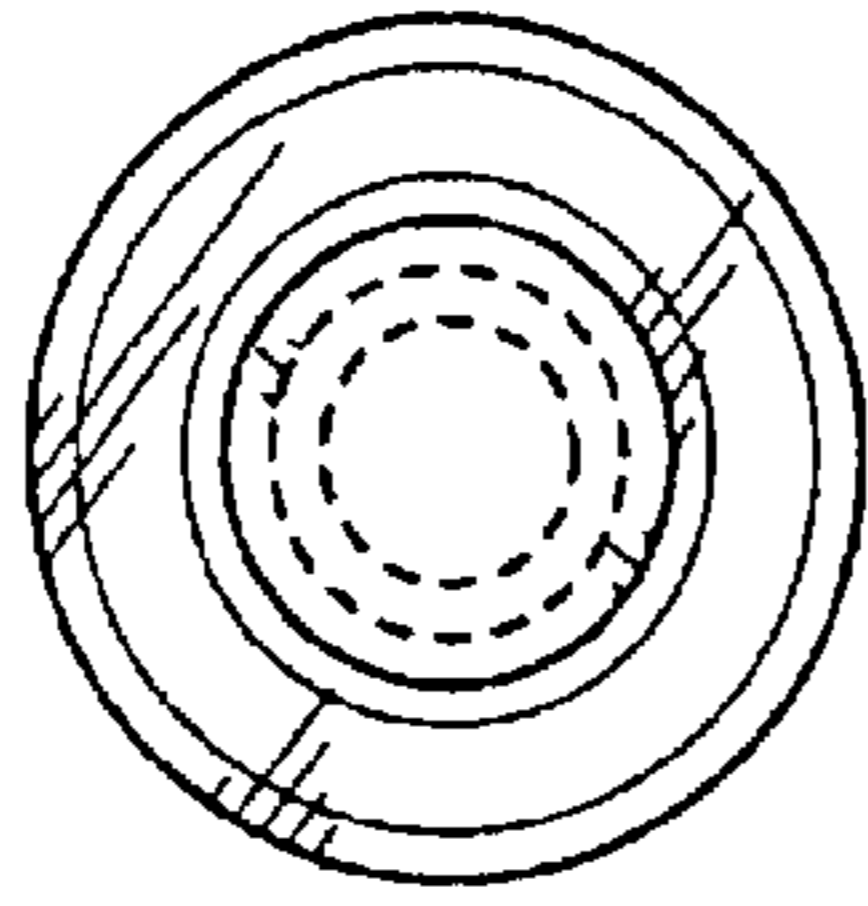


FIG. 7

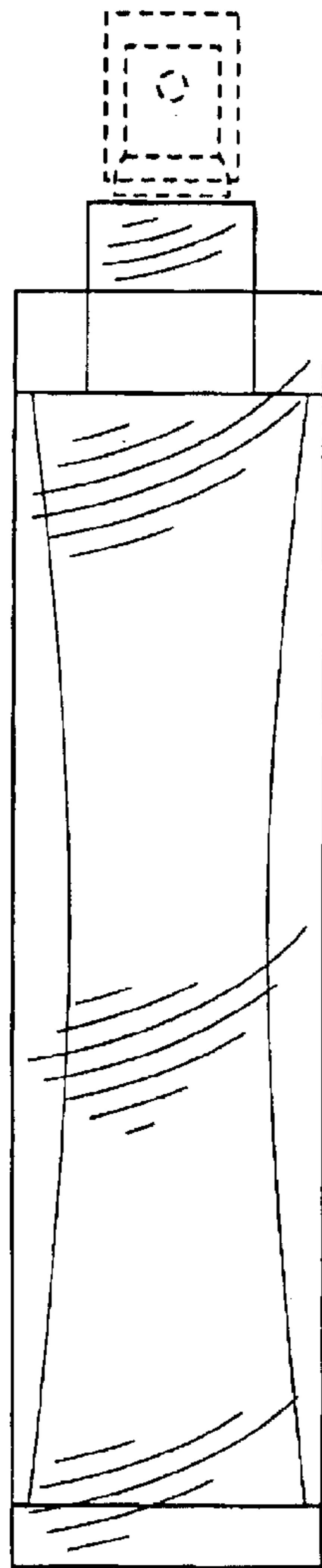


FIG. 5

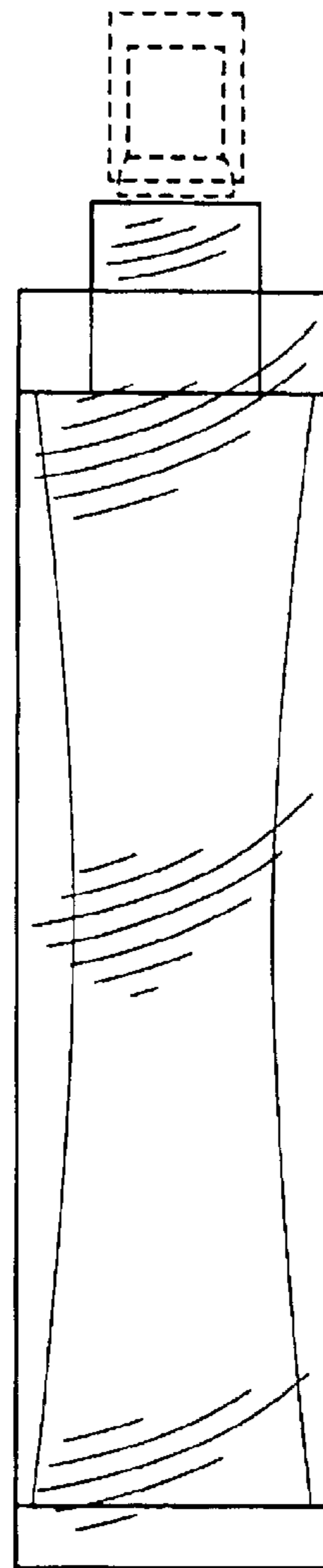


FIG. 6

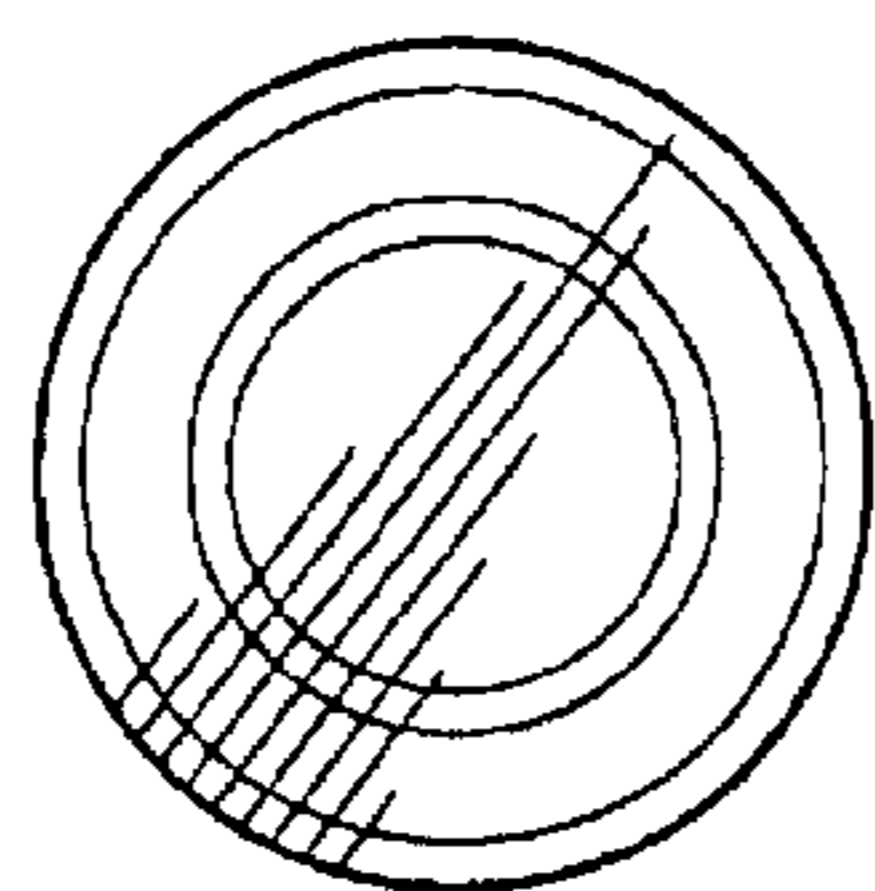


FIG. 8