

US00D499336S

(12) **United States Design Patent** (10) **Patent No.:** **US D499,336 S**
Flecheux (45) **Date of Patent:** **** Dec. 7, 2004**

(54) **CONTAINER**

(75) **Inventor:** **Franck Flecheux**, Bellegarde sur
Valserine (FR)

(73) **Assignee:** **Cebal SA** (FR)

(**) **Term:** **14 Years**

(21) **Appl. No.:** **29/167,985**

(22) **Filed:** **Sep. 24, 2002**

(30) **Foreign Application Priority Data**

Mar. 29, 2002 (FR) 02 2121

(51) **LOC (7) Cl.** **09-01**

(52) **U.S. Cl.** **D9/500; D9/539**

(58) **Field of Search** D9/500-502, 506,
D9/509-511, 515, 516, 519, 530, 537-538,
545, 549, 551; 220/890, 906-907; 216/379-383,
400

(56) **References Cited**

U.S. PATENT DOCUMENTS

D214,425 S * 6/1969 Vanderhyde D9/538

D217,585 S * 5/1970 Lambelet D9/500
D231,088 S * 4/1974 Edwards D9/500
D247,471 S * 3/1978 Strand D9/500
D300,118 S * 3/1989 Venne et al. D9/502
D398,531 S * 9/1998 De Vries D9/500
D434,323 S * 11/2000 Pattison D9/500
D456,714 S * 5/2002 Brauner et al. D9/500

FOREIGN PATENT DOCUMENTS

FR 05 0246 2/1988

* cited by examiner

Primary Examiner—Sandra L. Morris

(74) *Attorney, Agent, or Firm*—Cantor Colburn LLP

(57) **CLAIM**

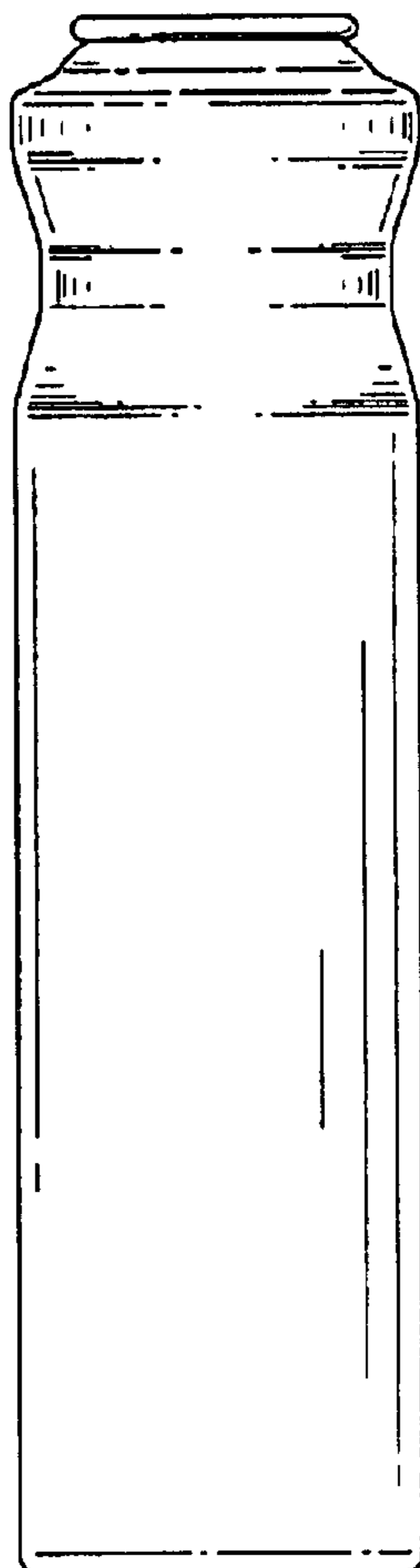
The ornamental design for a container, as shown and described.

DESCRIPTION

FIG. 1 is a side elevational view of a container, showing my new design, all other side views being a mirror image thereof; and,

FIG. 2 is a perspective view thereof.

1 Claim, 1 Drawing Sheet






FIG. 1

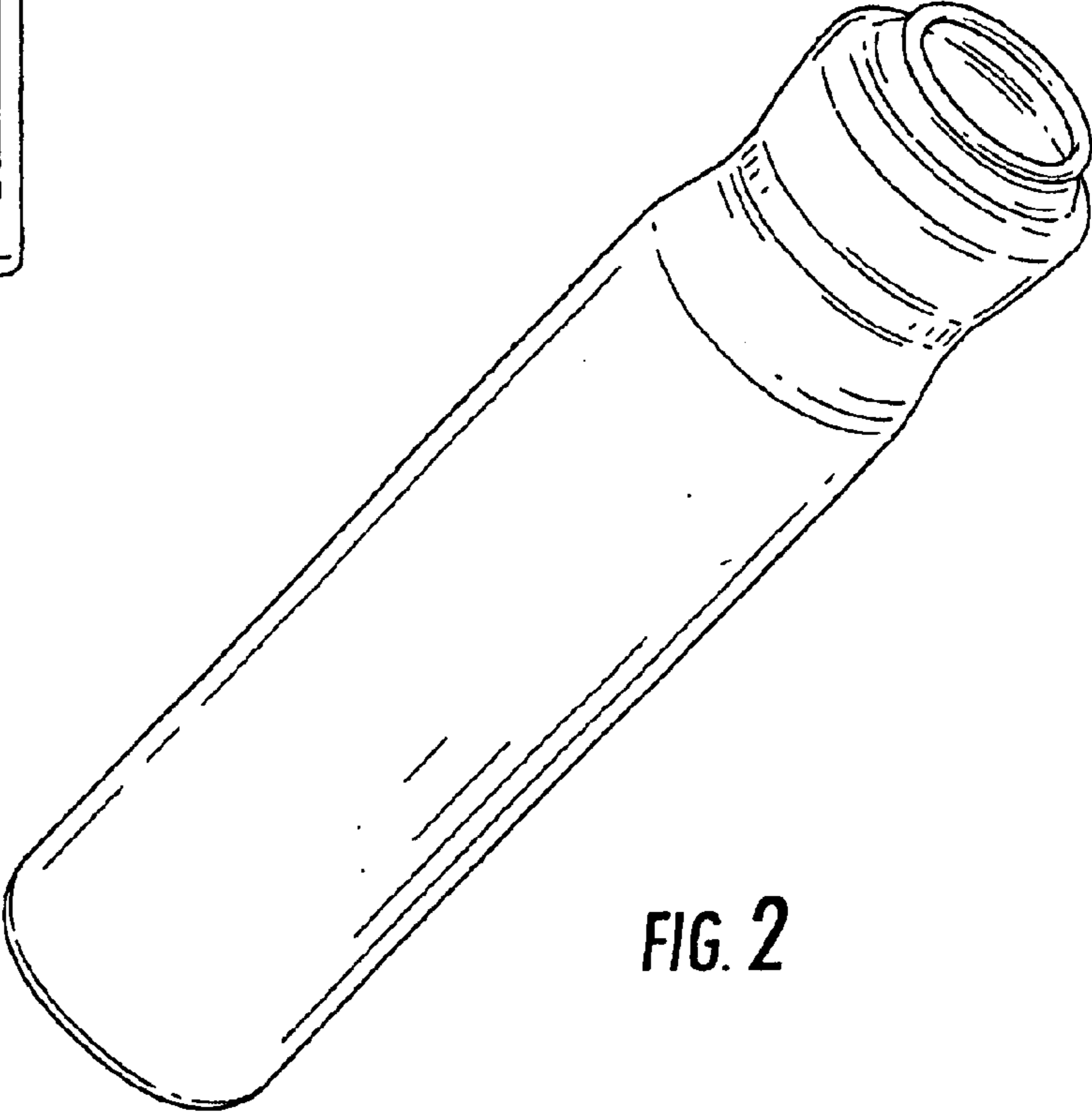


FIG. 2