

US00D499323S

(12) **United States Design Patent**  
**Smith**

(10) **Patent No.:** **US D499,323 S**

(45) **Date of Patent:** **\*\* Dec. 7, 2004**

(54) **ABRASIVE GLASS SHAVER**

(75) **Inventor:** **Richard S. Smith, Hot Springs, AR (US)**

(73) **Assignee:** **Smith Abrasives, Inc., Hot Springs, AR (US)**

(\*\*) **Term:** **14 Years**

(21) **Appl. No.:** **29/191,294**

(22) **Filed:** **Oct. 6, 2003**

(51) **LOC (7) Cl.** ..... **08-05**

(52) **U.S. Cl.** ..... **D8/90**

(58) **Field of Search** ..... D8/90, 91, 92,  
D8/93, 94, 95; 451/548, 549, 552, 555,  
556, 557; 76/82, 84, 86, 88

(56) **References Cited**

**U.S. PATENT DOCUMENTS**

- D150,955 S \* 9/1948 Jacobs ..... D8/93
- D229,476 S \* 12/1973 Farquharson ..... D8/93
- 3,861,087 A \* 1/1975 Martin ..... 451/557
- 4,094,106 A \* 6/1978 Harris ..... 451/555
- 4,628,717 A \* 12/1986 Blum ..... 70/456 R
- 5,046,385 A \* 9/1991 Cozzini et al. .... 76/89.2

- D365,008 S \* 12/1995 Sparks et al. .... D8/90
- 6,048,262 A \* 4/2000 Ray ..... 451/555
- D444,691 S \* 7/2001 Ray ..... D8/93

\* cited by examiner

*Primary Examiner*—Philip S. Hyder

(74) *Attorney, Agent, or Firm*—Edward D. Gilhooly

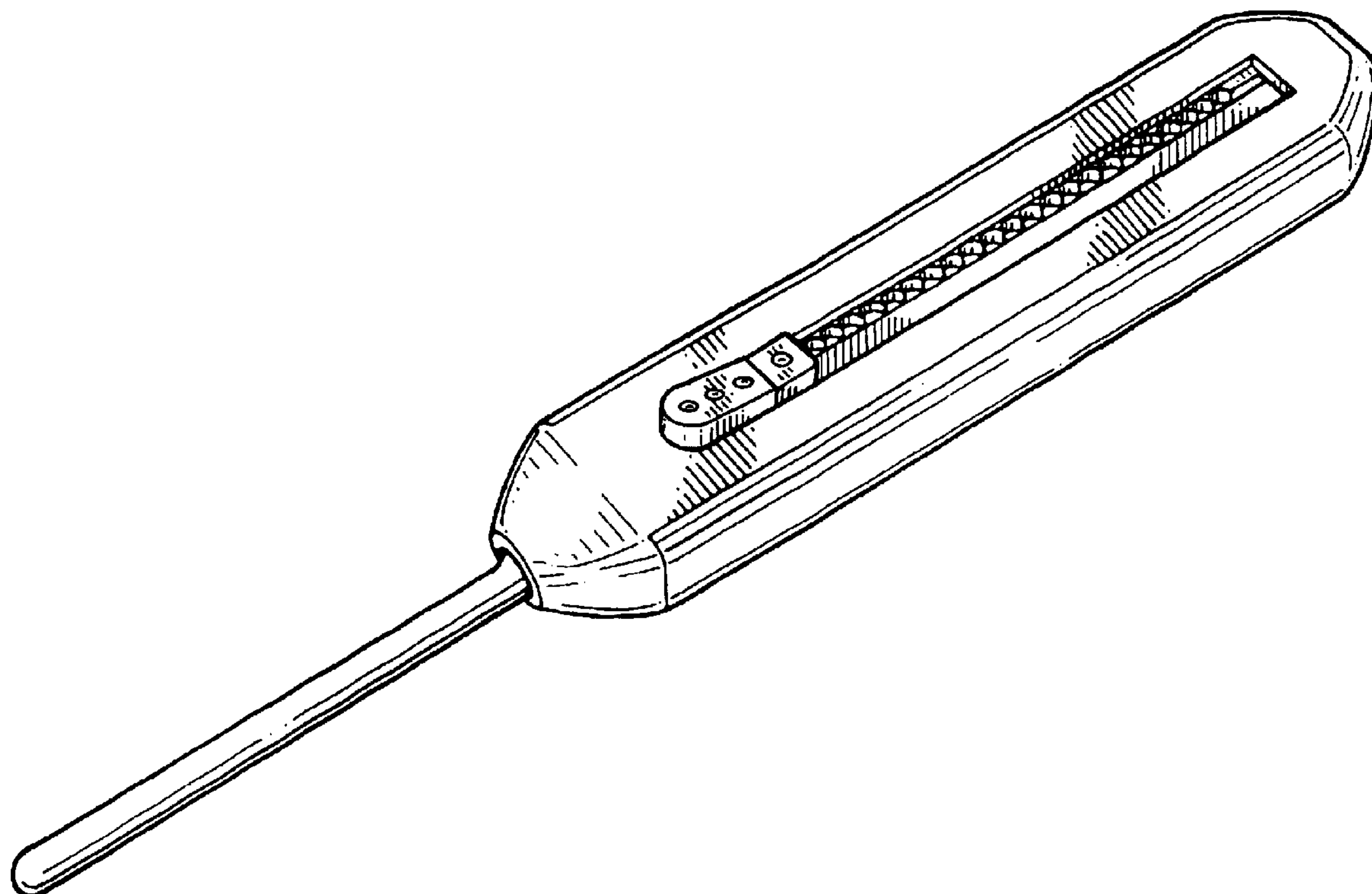
(57) **CLAIM**

The ornamental design for a abrasive glass shaver, as shown and described.

**DESCRIPTION**

FIG. 1 is a front perspective view of the abrasive glass shaver of the invention with the abrasive rod extended;  
 FIG. 2 is a front perspective view, of the abrasive glass shaver of FIG. 1 with the abrasive rod retracted;  
 FIG. 3 is a top plan view of the abrasive glass shaver of FIG. 1;  
 FIG. 4 is a side elevation view of the abrasive glass shaver of FIG. 1;  
 FIG. 5 is an end elevation view of the abrasive glass shaver FIG. 1; and,  
 FIG. 6 is an opposite end elevation view of the abrasive glass shaver of FIG. 1.

**1 Claim, 3 Drawing Sheets**



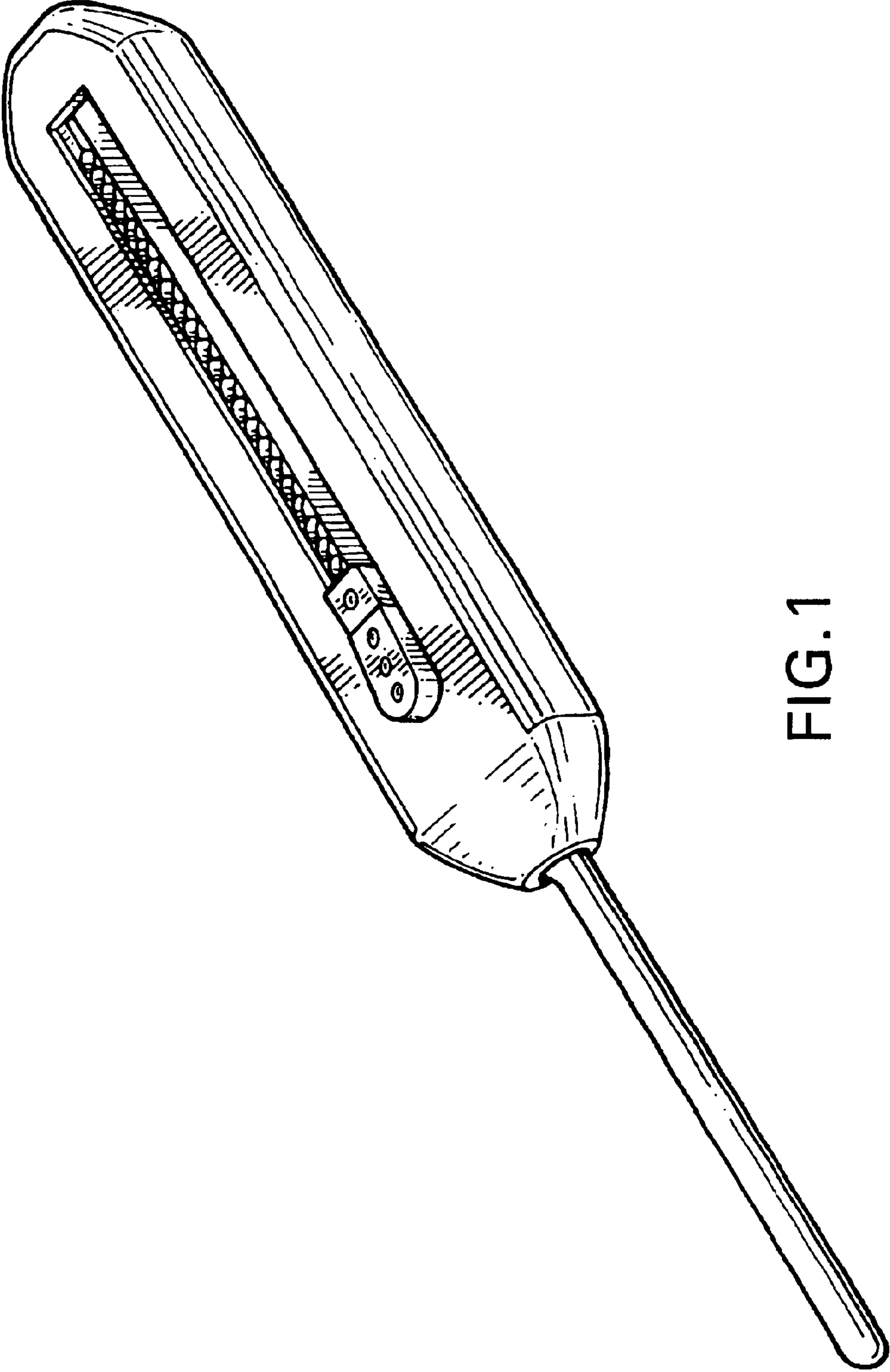


FIG. 1

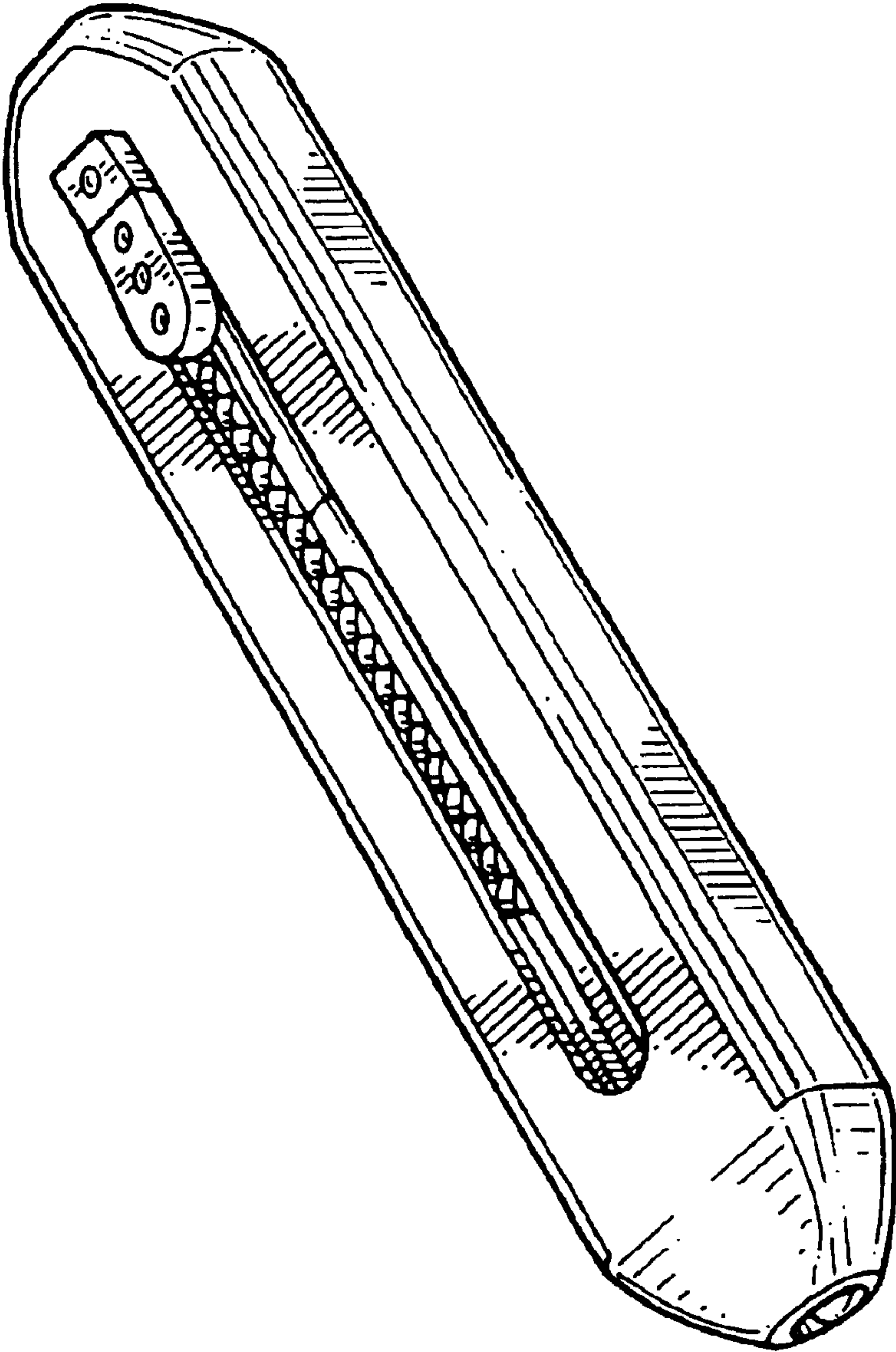


FIG. 2

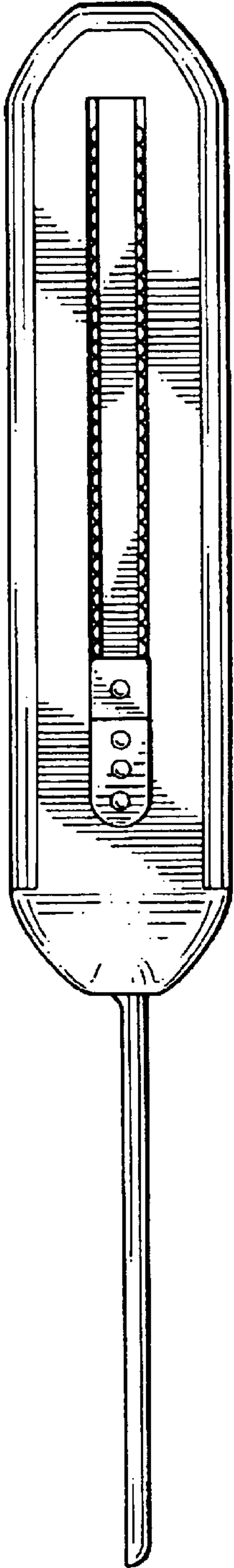


FIG. 3

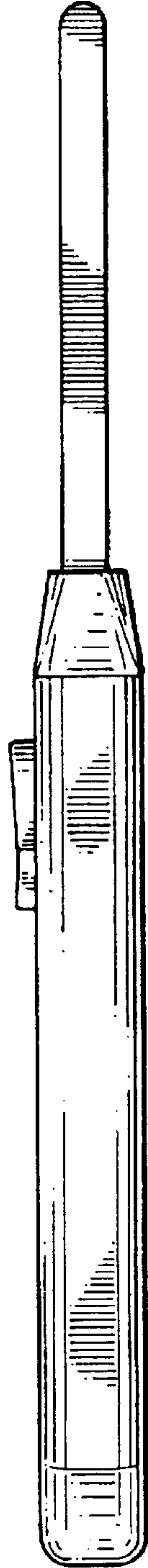


FIG. 4

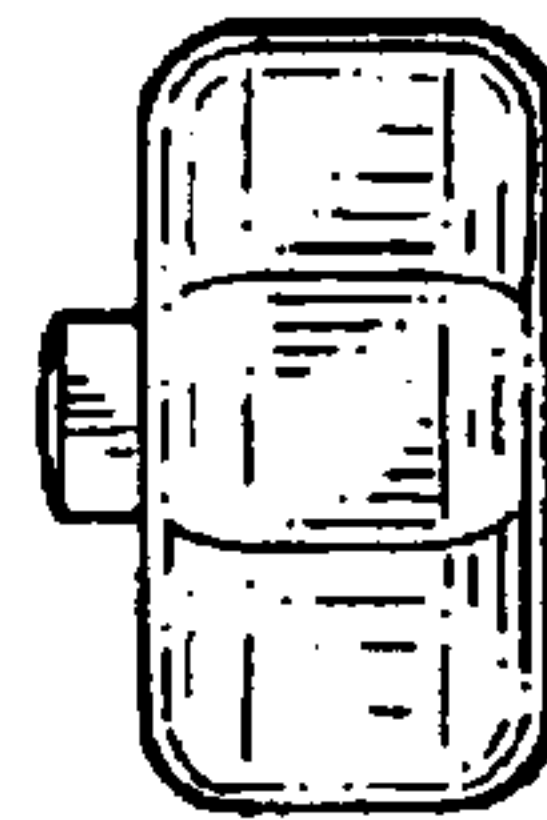


FIG. 5

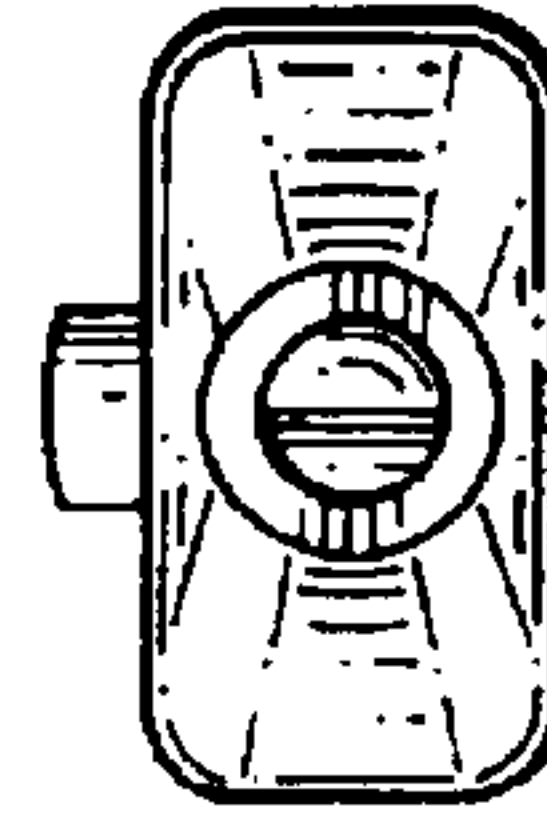


FIG. 6