

US00D499306S

(12) **United States Design Patent**
Laib

(10) **Patent No.:** **US D499,306 S**
(45) **Date of Patent:** **** Dec. 7, 2004**

(54) **SERVING PLATTER**
(75) **Inventor:** **Douglas M. Laib**, Orlando, FL (US)
(73) **Assignee:** **Dart Industries Inc.**, Orlando, FL (US)
(**) **Term:** **14 Years**

D438,064 S * 2/2001 Indekeu D7/586
D439,475 S 3/2001 Indekeu D7/586
D440,827 S 4/2001 Indekeu D7/554.3
D448,246 S 9/2001 Indekeu D7/586
D473,106 S 4/2003 Scherer D7/555
D482,574 S * 11/2003 Mountain D7/586

* cited by examiner

(21) **Appl. No.:** **29/192,763**
(22) **Filed:** **Oct. 29, 2003**

Primary Examiner—Charles A. Rademaker
(74) *Attorney, Agent, or Firm*—John A. Doninger

(51) **LOC (7) Cl.** **07-02**
(52) **U.S. Cl.** **D7/586**
(58) **Field of Search** D7/360, 394, 587,
D7/586, 565, 571, 560, 545, 555, 584,
554.1–554.4, 548; 220/223.83, 574; 211/74;
493/167; D9/431, 655–657; 229/106

(57) **CLAIM**

The ornamental design for a serving platter, as shown and described.

(56) **References Cited**

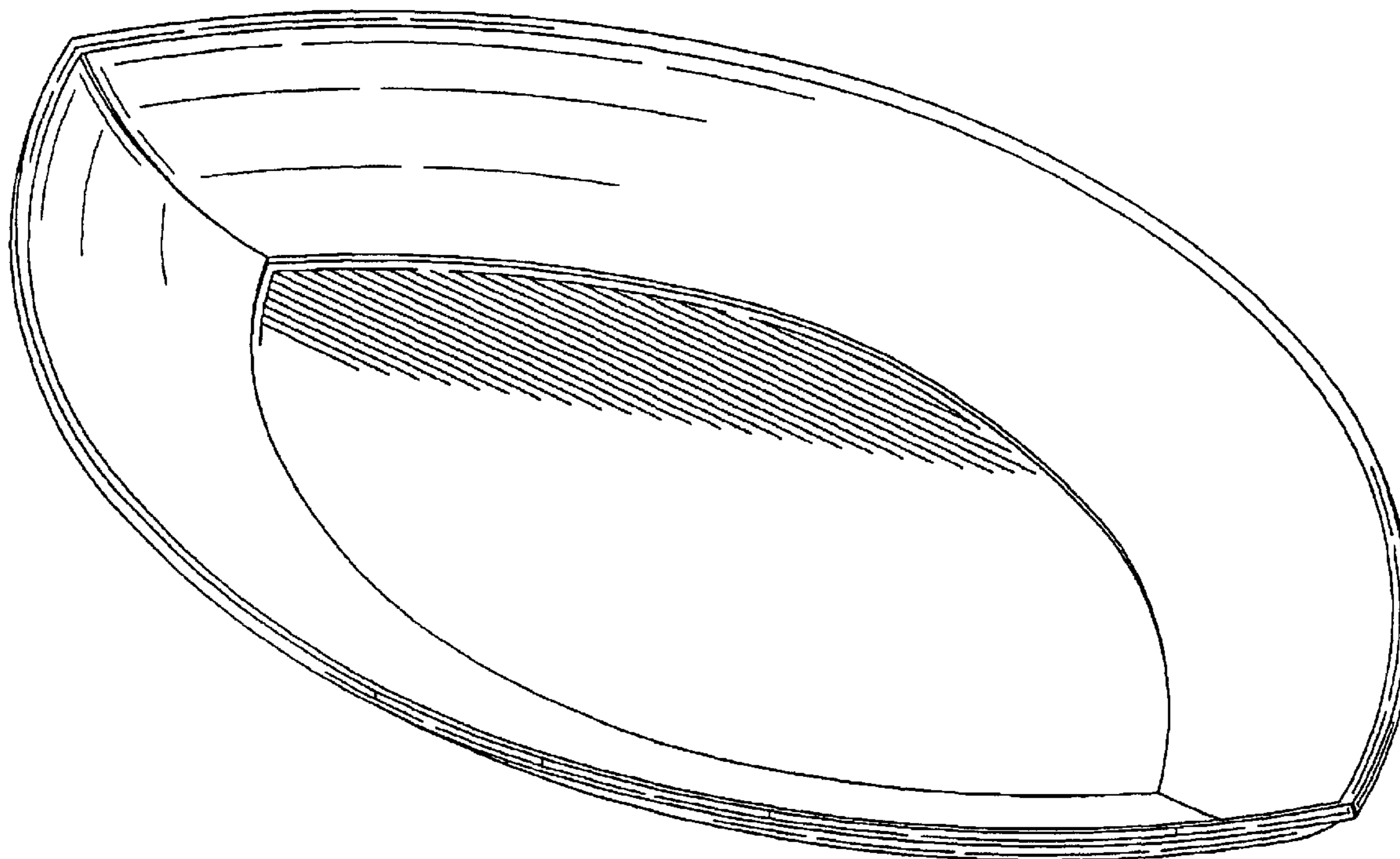
DESCRIPTION

U.S. PATENT DOCUMENTS

1,733,838 A 10/1929 Steiner
D184,761 S * 3/1959 Ostrowsky D7/584
D188,731 S 8/1960 Solowij
D198,701 S * 7/1964 Roehrig D7/584
D241,105 S 8/1976 Kreiger et al.

FIG. 1 is a top, side and front perspective view of a serving platter showing the new design;
FIG. 2 is a front elevation view thereof, the rear elevation view being identical thereto;
FIG. 3 is a right side elevation view thereof, the left side elevation view being identical thereto;
FIG. 4 is a top plan view thereof; and,
FIG. 5 is a bottom plan view thereof.

1 Claim, 4 Drawing Sheets



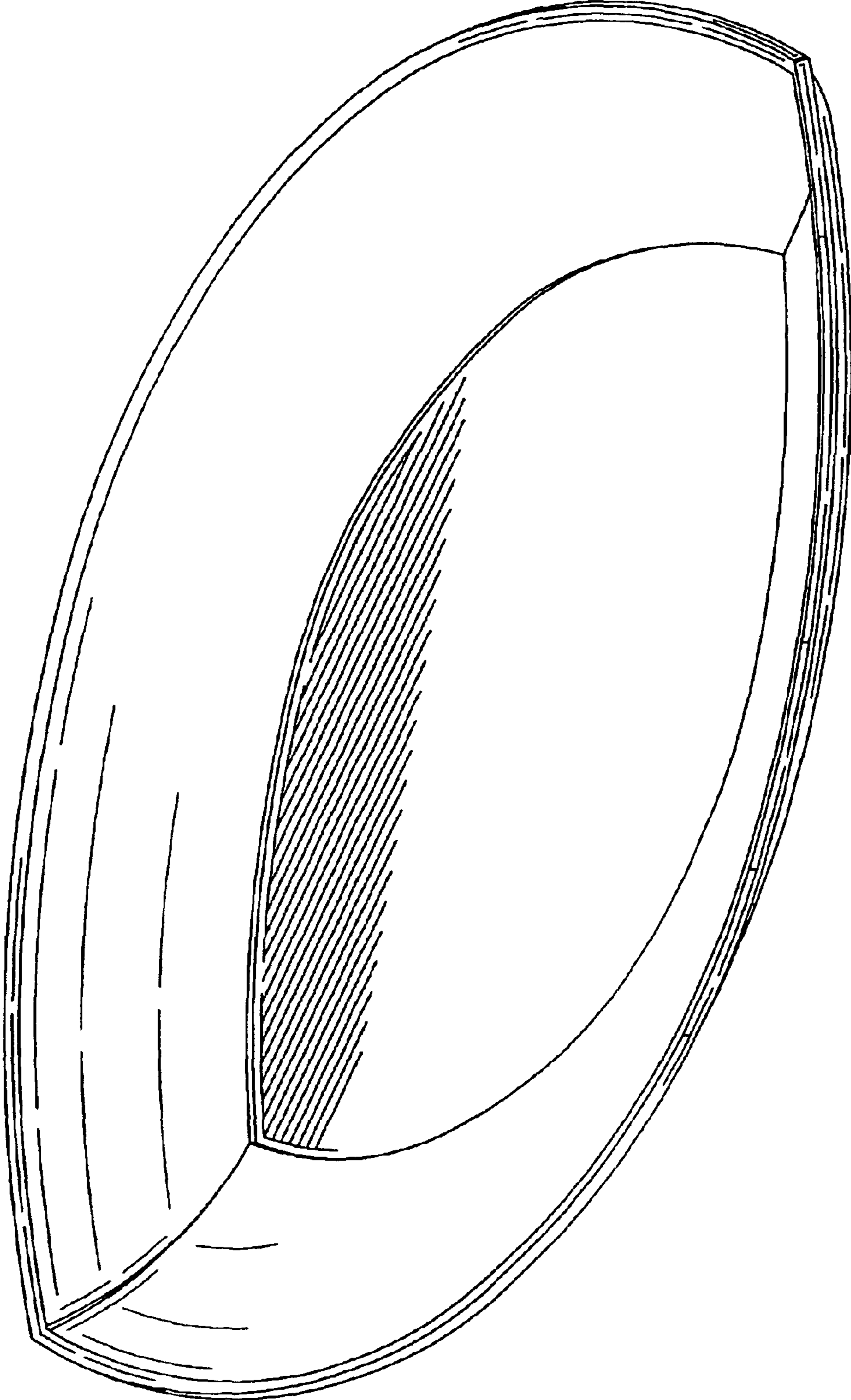


FIG. 1




FIG. 2

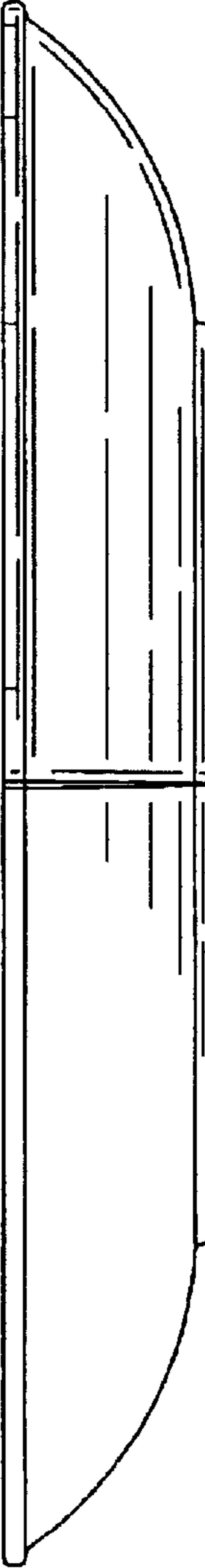


FIG. 3

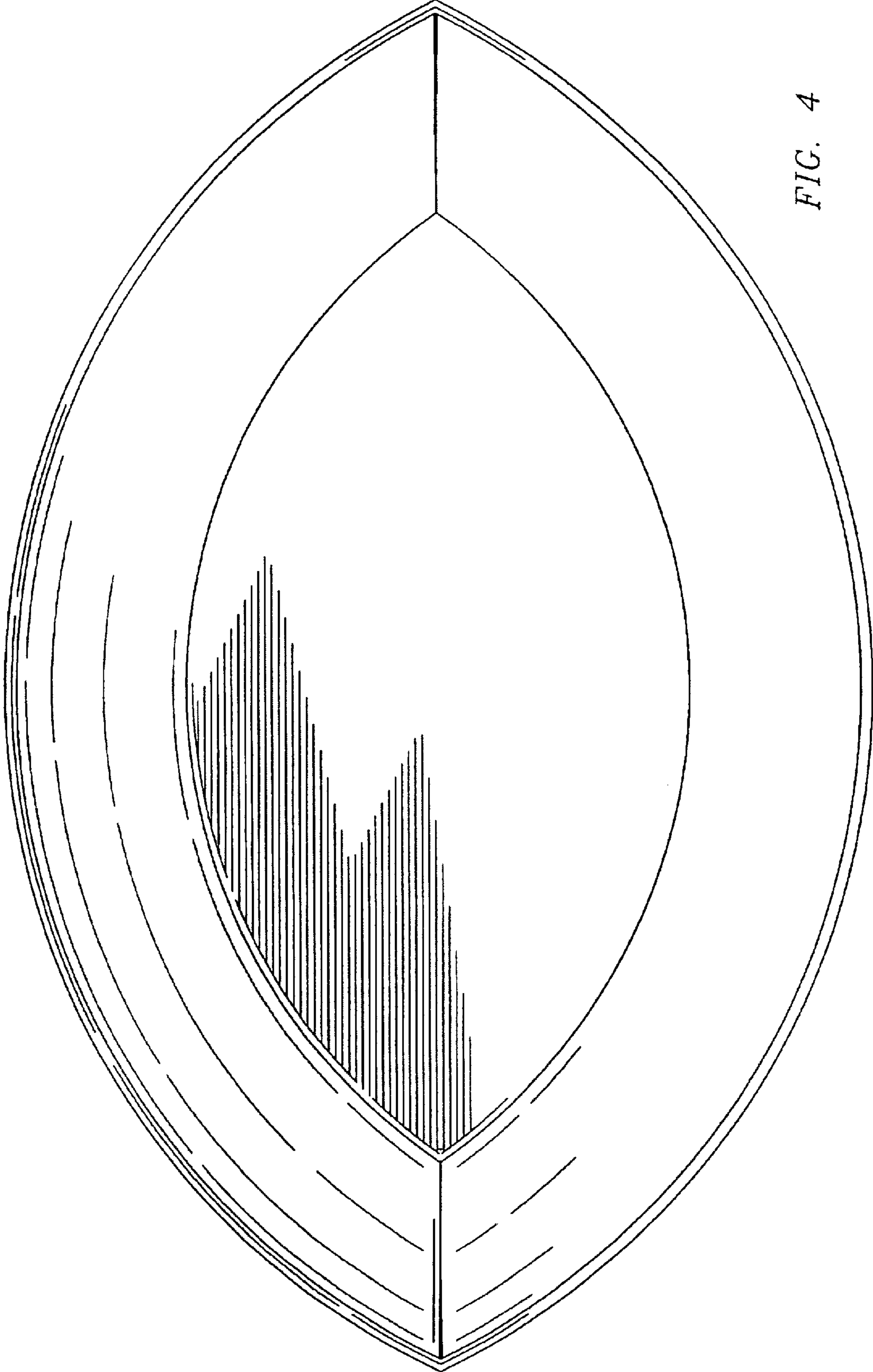


FIG. 4

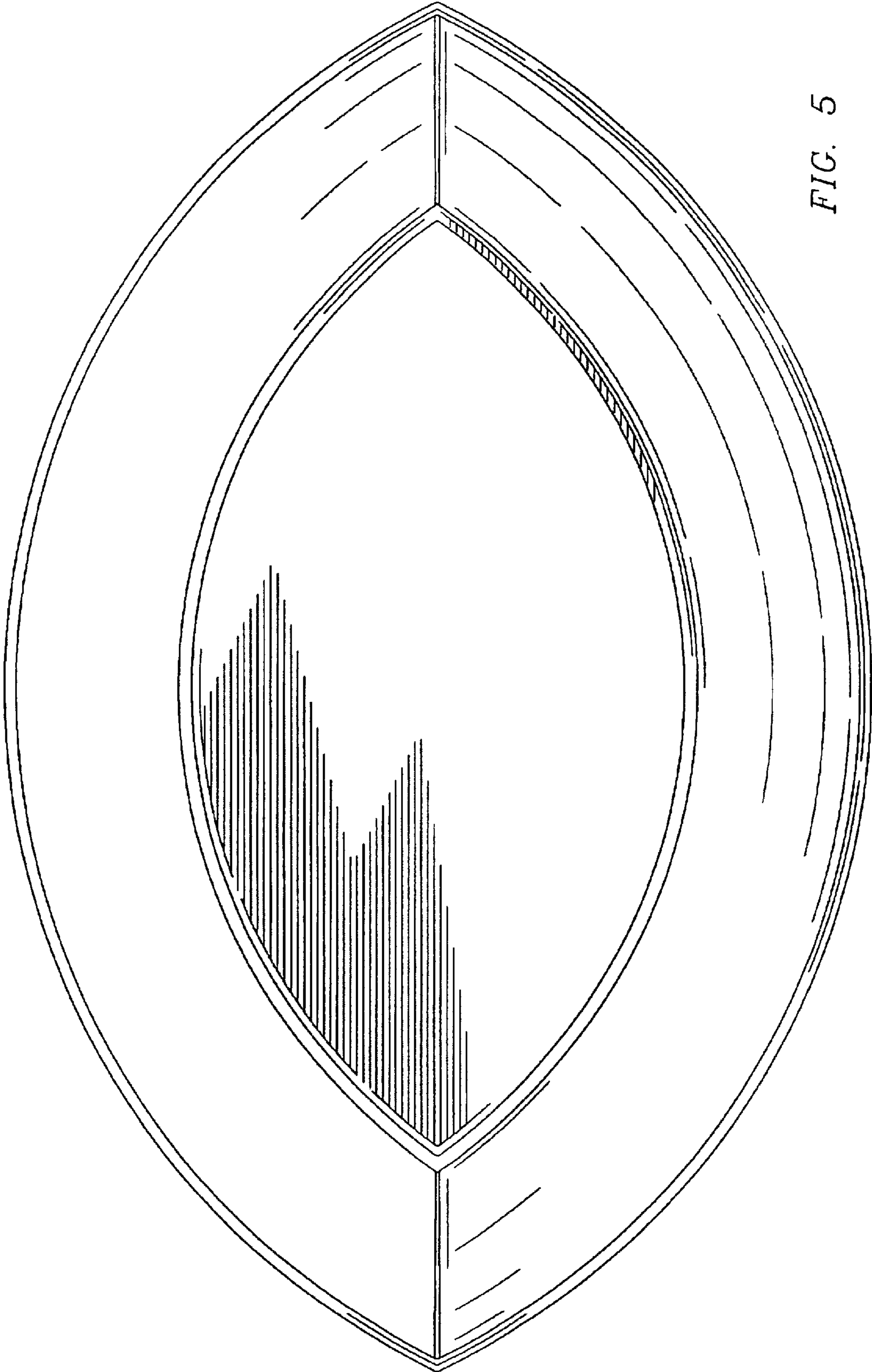


FIG. 5