



US00D499301S

(12) **United States Design Patent**  
**Chen**

(10) **Patent No.:** **US D499,301 S**  
(45) **Date of Patent:** **\*\* Dec. 7, 2004**

(54) **KNIFE HOLDER**

*Primary Examiner*—Caron D. Veynar

(76) **Inventor:** **Chen-Fen Chen**, 13F-3, No. 18,  
Jianguo Rd., Alley 38, Sanhsin Lane,  
Nantou City (TW)

(57) **CLAIM**

The ornamental design for a knife holder, as shown and described.

(\*\*) **Term:** **14 Years**

**DESCRIPTION**

(21) **Appl. No.:** **29/195,535**

FIG. 1 is a perspective view of a knife holder, showing my new design;

(22) **Filed:** **Dec. 9, 2003**

FIG. 2 is a front view thereof;

(51) **LOC (7) Cl.** ..... **07-03**

FIG. 3 is a rear view thereof;

(52) **U.S. Cl.** ..... **D7/401.2; D7/649**

FIG. 4 is a left side view thereof;

(58) **Field of Search** ..... D7/642-652, 401.2,  
D7/683; D8/98, 107; D22/117, 118; 30/142,  
147-150, 329, 355, 340-346

FIG. 5 is a right side view thereof;

FIG. 6 is a top view thereof;

(56) **References Cited**

FIG. 7 is bottom view thereof; and,

**U.S. PATENT DOCUMENTS**


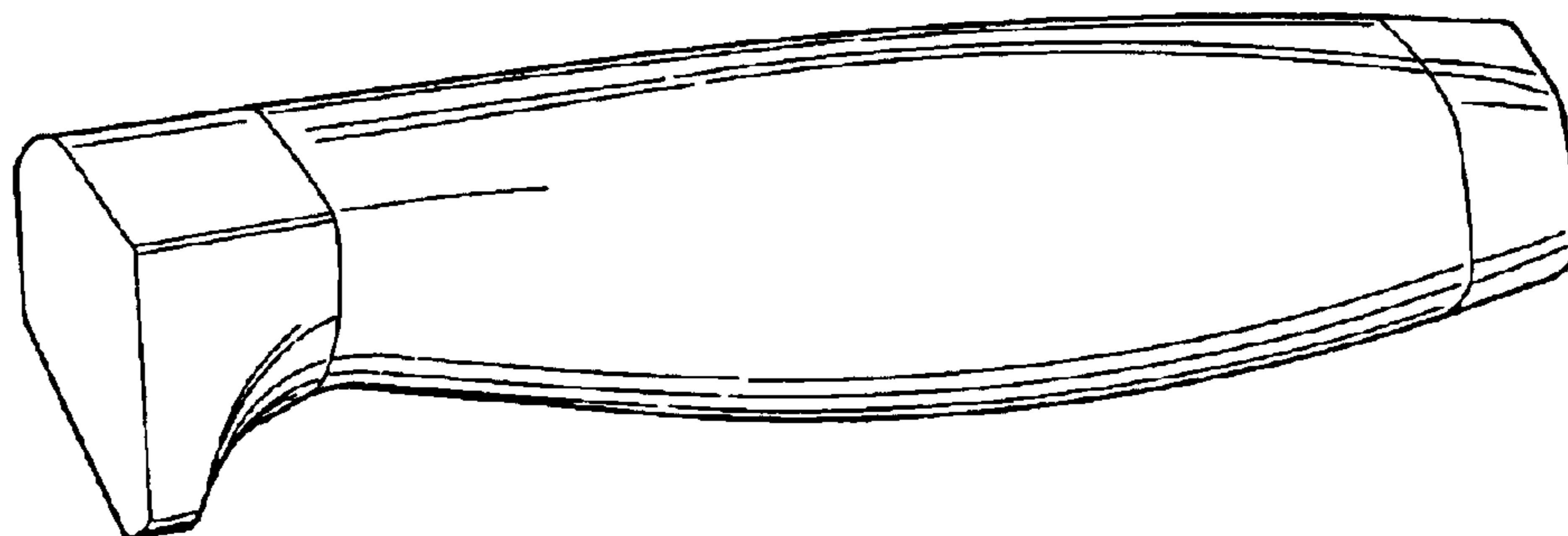
FIG. 8 is a perspective view thereof, the broken line showing of a knife blade is for illustrative purposes only and forms no part of the claimed design.

D419,376 S \* 1/2000 Lai ..... D7/401.2

D463,720 S \* 10/2002 Rorke et al. .... D7/683

\* cited by examiner

**1 Claim, 5 Drawing Sheets**



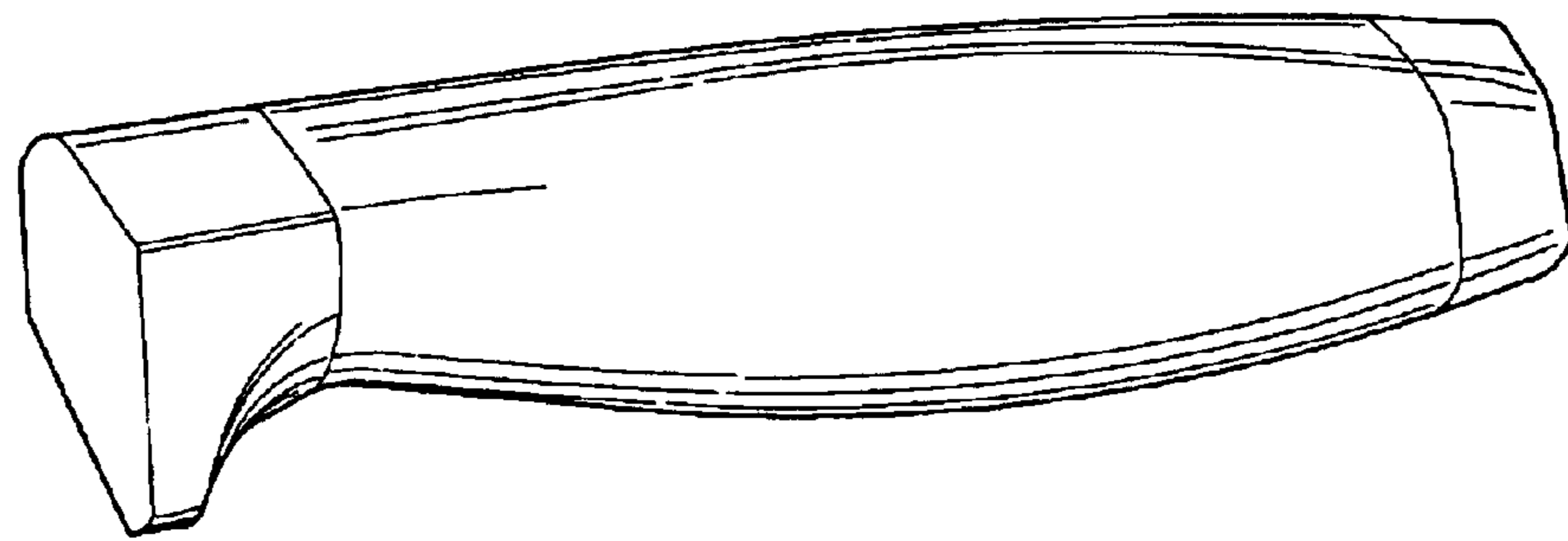


Fig. 1



Fig. 2




Fig. 3

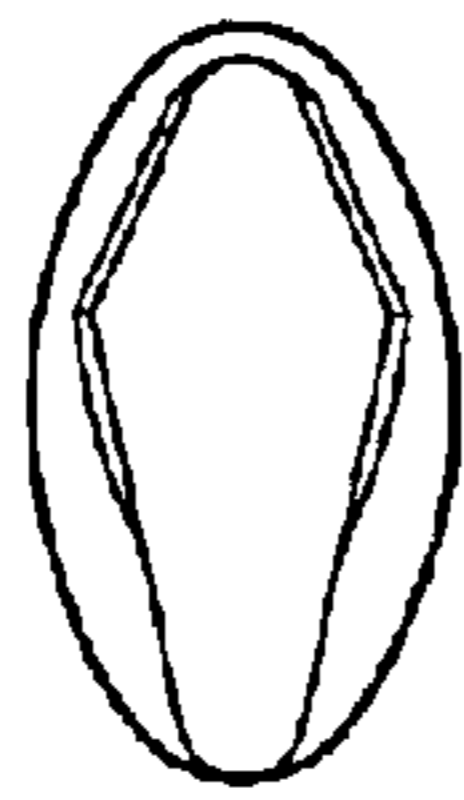


Fig. 4

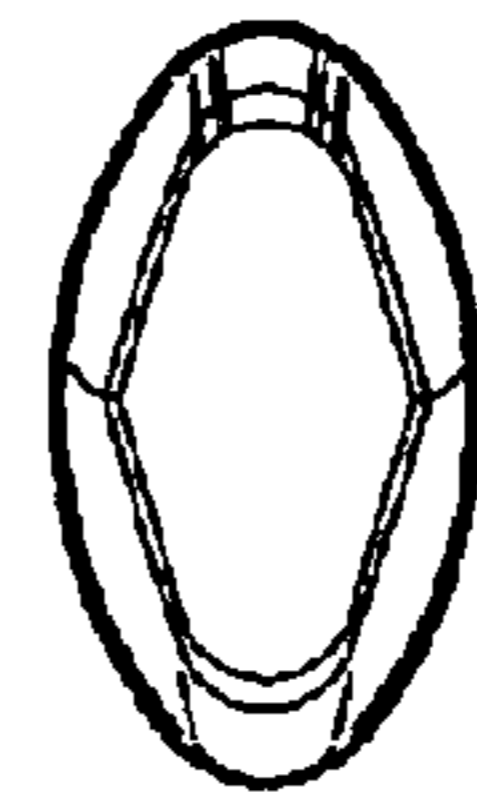


Fig. 5




Fig. 6




Fig. 7

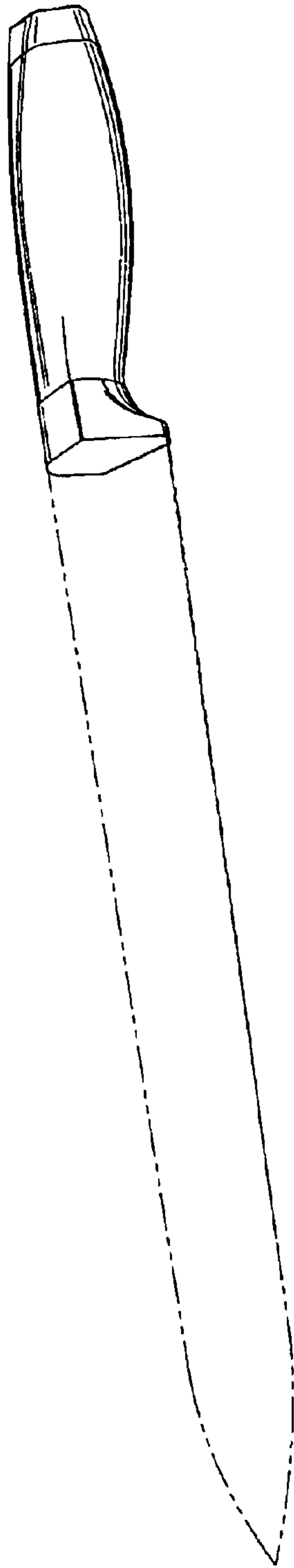


Fig. 8