

US00D499297S

(12) **United States Design Patent**  
**Jones**

(10) **Patent No.:** **US D499,297 S**  
(45) **Date of Patent:** **\*\* Dec. 7, 2004**

(54) **CAR SEAT COVER**

(76) **Inventor:** **Heather Jones**, 2315 West 10th Avenue, Vancouver, British Columbia (CA), V6K 2J2

(\*\*) **Term:** **14 Years**

(21) **Appl. No.:** **29/204,787**

(22) **Filed:** **May 3, 2004**

**Related U.S. Application Data**

(62) Division of application No. 29/174,086, filed on Jan. 10, 2003, now Pat. No. Des. 491,405.

(30) **Foreign Application Priority Data**

Jul. 12, 2002 (CA) ..... 1000 12

(51) **LOC (7) Cl.** ..... **06-13**

(52) **U.S. Cl.** ..... **D6/611**

(58) **Field of Search** ..... D6/333, 334, 355, D6/356, 610, 611; D12/133, 401; 150/154, 158, 901; 297/218.1, 218.5, 219.1, 219.12, 223, 224, 225, 228.1, 228.11, 228.12, 228.13, 229

(56) **References Cited**

**U.S. PATENT DOCUMENTS**

D105,575 S \* 8/1937 Easterman ..... D6/611  
4,772,070 A \* 9/1988 Leto et al. .... 297/228.1  
D310,314 S \* 9/1990 Caron ..... D6/611

D400,043 S \* 10/1998 Rosenberg ..... D6/611  
D400,044 S \* 10/1998 Rosenberg ..... D6/611  
D440,107 S \* 4/2001 Hsu ..... D6/611

\* cited by examiner

*Primary Examiner*—Louis S. Zarfaz  
*Assistant Examiner*—Monica A. Weingart  
(74) *Attorney, Agent, or Firm*—Kolisch Hartwell, P.C.

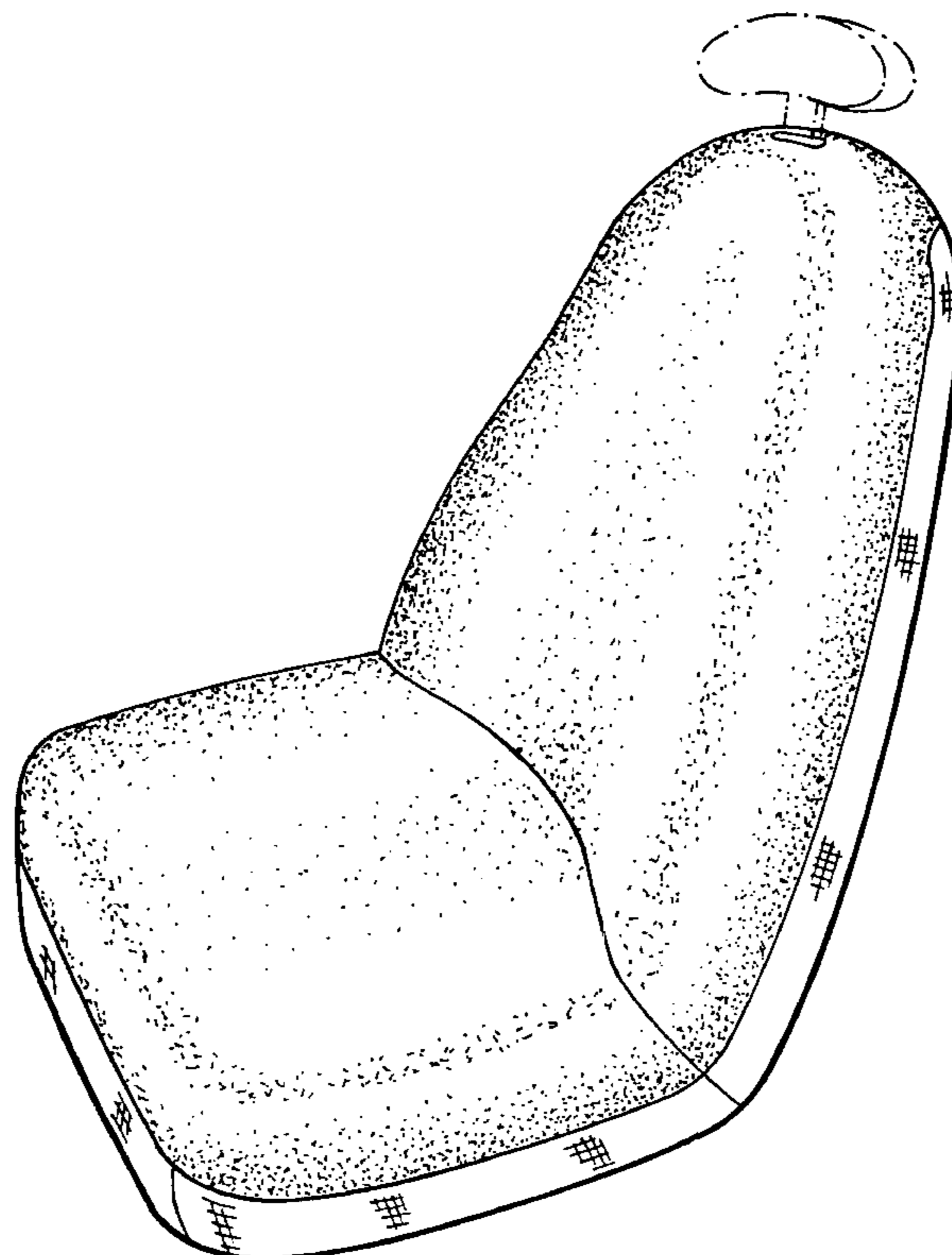
(57) **CLAIM**

The ornamental design for a car seat cover, as shown and described.

**DESCRIPTION**

FIG. 1 is a perspective view of a car seat cover showing my new design;  
FIG. 2 is a top plan view of the car seat cover of FIG. 1;  
FIG. 3 is a front elevation view of the car seat cover of FIG. 1;  
FIG. 4 is a bottom plan view of the car seat cover of FIG. 1;  
FIG. 5 is a left side elevation view of the car seat cover of FIG. 1;  
FIG. 6 is a right side elevation view of the car seat cover of FIG. 1; and,  
FIG. 7 is a rear elevation view of the car seat cover of FIG. 1.  
The broken line showing of a headrest, in FIG. 1, is for illustrative purposes only and forms no part of the claimed design.

**1 Claim, 3 Drawing Sheets**



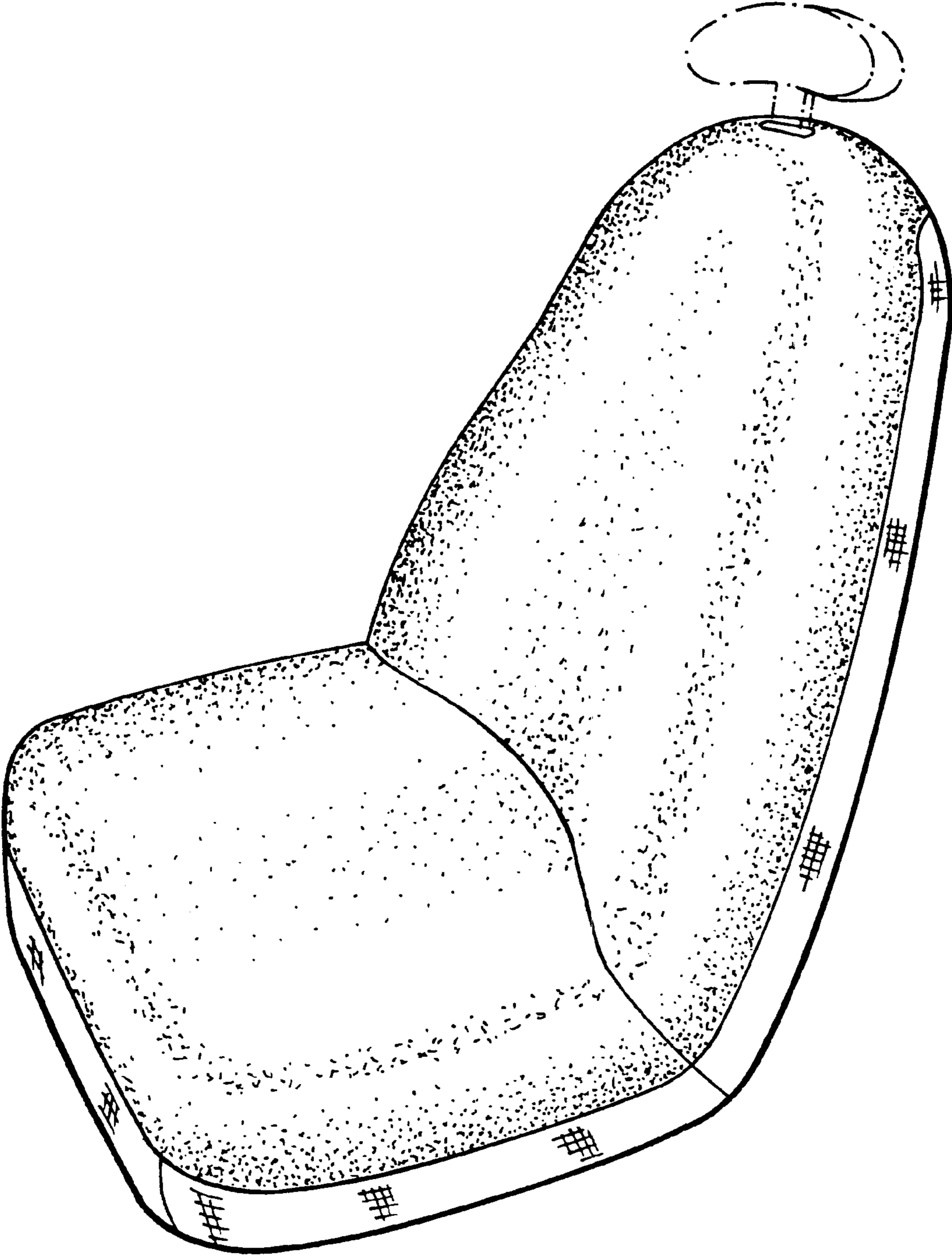


FIG. 1



FIG. 2



FIG. 5

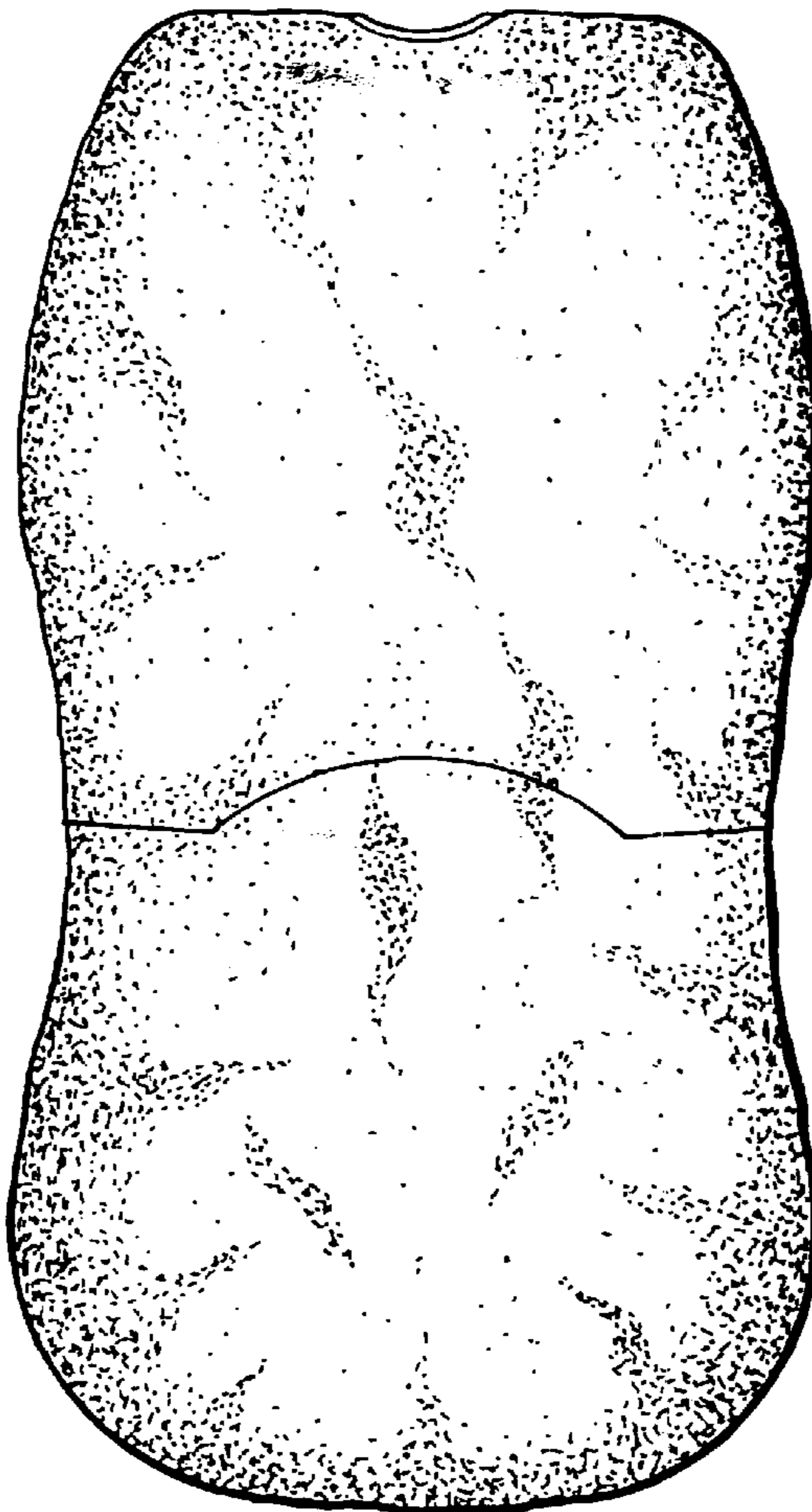


FIG. 3



FIG. 6




FIG. 4

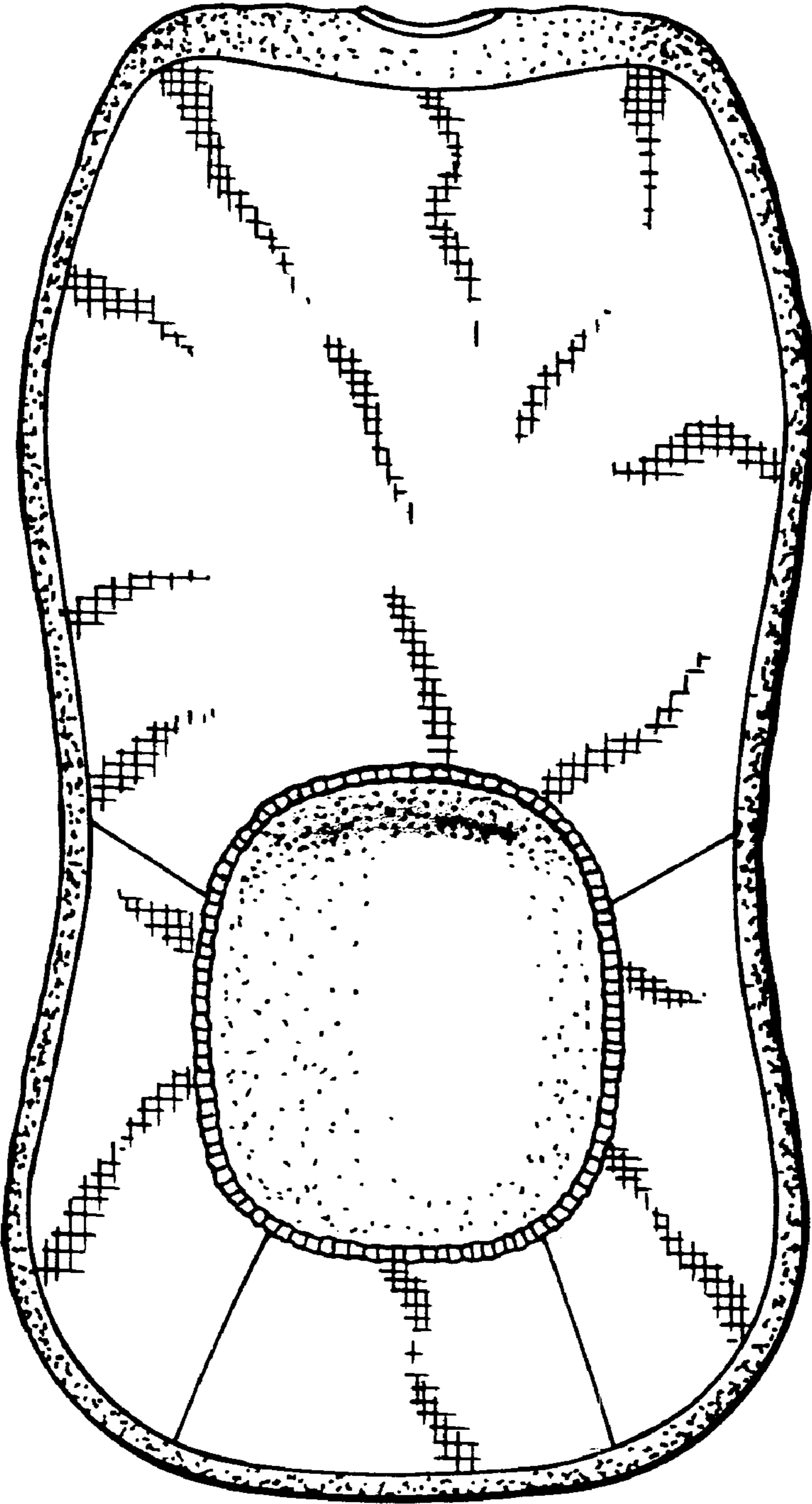


FIG. 7