

US00D499294S

(12) **United States Design Patent** (10) **Patent No.:** **US D499,294 S**
Scott (45) **Date of Patent:** **** Dec. 7, 2004**

(54) **FISHING TACKLE DISPLAY DEVICE**

(76) Inventor: **Bob Scott**, 4404 Oak Knoll Ct.,
Arlington, TX (US) 76016

(**) Term: **14 Years**

(21) Appl. No.: **29/186,051**

(22) Filed: **Jul. 7, 2003**

(51) **LOC (7) Cl.** **08-08**

(52) **U.S. Cl.** **D6/552**

(58) **Field of Search** D6/552, 553, 512-514,
D6/570, 572; 211/13.1, 30, 32, 59.1, 60.1,
85.15, 86.01, 89.01; 248/200, 218.4, 309.1

(56) **References Cited**

U.S. PATENT DOCUMENTS

2,116,386 A	5/1938	Copeland	
2,630,923 A	3/1953	Maker	
2,868,385 A	1/1959	Dreyfus, Jr.	
3,498,469 A	3/1970	Hummel	
3,967,346 A	7/1976	Young, Jr.	
4,291,810 A	9/1981	Rubenstein	
4,461,387 A	7/1984	Belokin	
4,546,943 A	10/1985	Fast	
4,573,590 A	* 3/1986	Ellis	211/85.15
4,817,805 A	4/1989	Rodriguez	
4,938,368 A	7/1990	Sharman	

5,096,070 A	3/1992	Jaynes	
D346,922 S	* 5/1994	Lewis	D6/570
5,405,022 A	* 4/1995	Rissley	211/59.1
5,415,370 A	* 5/1995	Valiulis	211/59.1
D367,574 S	* 3/1996	Werner	D6/514
6,213,316 B1	* 4/2001	Gretz	211/85.15

* cited by examiner

Primary Examiner—Brian N Vinson

(74) *Attorney, Agent, or Firm*—Locke Liddell & Sapp LLP

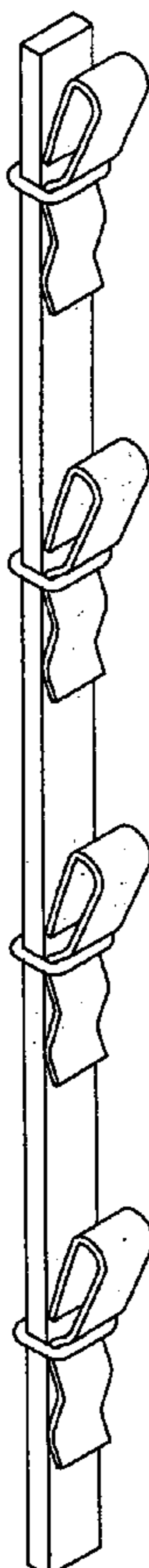
(57) **CLAIM**

The ornamental design for a fishing tackle display device, as shown and described.

DESCRIPTION

FIG. 1 is a perspective view showing my design;
 FIG. 2 is a front elevation view of the fishing tackle display device;
 FIG. 3 is a rear elevation view of the fishing tackle display device;
 FIG. 4 is a top plan view of the fishing tackle display device;
 FIG. 5 is a left side elevation view with the right side being identical thereto; and,
 FIG. 6 is a bottom plan view of the fishing tackle display device.

1 Claim, 1 Drawing Sheet



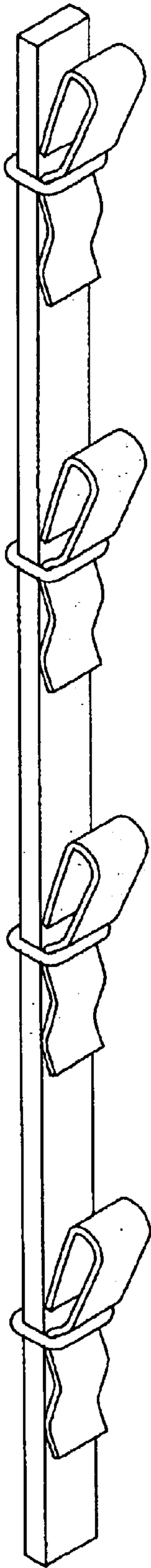


FIG. 1

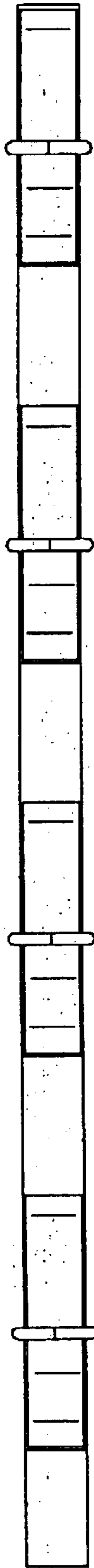


FIG. 2



FIG. 3



FIG. 5

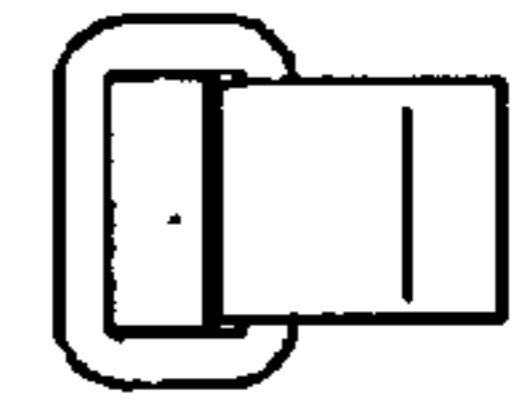


FIG. 4

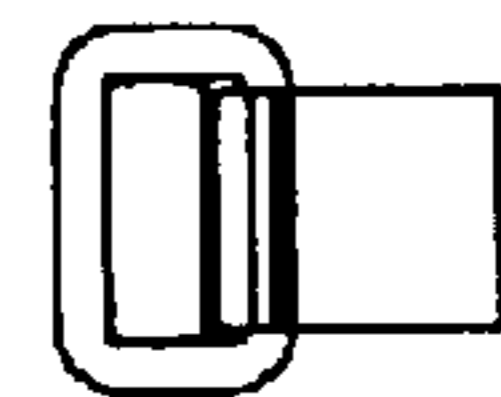


FIG. 6