

US00D499286S

(12) **United States Design Patent**
Harwanko

(10) **Patent No.: US D499,286 S**
(45) **Date of Patent: ** Dec. 7, 2004**

(54) **DOOR RACK**

(75) Inventor: **Jeffrey Harwanko**, Wilmington, DE
(US)

(73) Assignee: **Zenith Products Corp.**, New Castle,
DE (US)

(**) Term: **14 Years**

(21) Appl. No.: **29/198,794**

(22) Filed: **Feb. 4, 2004**

(51) **LOC (7) Cl.** **06-06**

(52) **U.S. Cl.** **D6/514; D6/566**

(58) **Field of Search** D6/512-514, 552,
D6/553, 524, 525, 566, 570; 211/13.1,
106, 70.6, 134, 70.7, 71.01, 86.01, 90.01,
90.03, 126.1, 181.1; 248/302

(56) **References Cited**

U.S. PATENT DOCUMENTS

D354,412 S * 1/1995 Emery D6/514
D365,239 S * 12/1995 Emery et al. D6/566

D393,970 S * 5/1998 Lee D6/514
D412,080 S * 7/1999 Emery et al. D6/513
D428,745 S * 8/2000 Patel et al. D6/525
D433,316 S * 11/2000 Snell D8/372
D461,706 S * 8/2002 Goodman et al. D6/513
D470,394 S * 2/2003 Harwanko D6/513
D479,073 S * 9/2003 Snell D6/525

* cited by examiner

Primary Examiner—Brian N Vinson

(74) *Attorney, Agent, or Firm*—Edgar A. Zarins; Lloyd D. Doigan

(57) **CLAIM**

The ornamental design for a door rack, as shown and described.

DESCRIPTION

FIG. 1 is a perspective view of a door rack showing my new design;
FIG. 2 is a front elevational view thereof;
FIG. 3 is an end view thereof; and,
FIG. 4 is a top plan view thereof.

1 Claim, 2 Drawing Sheets

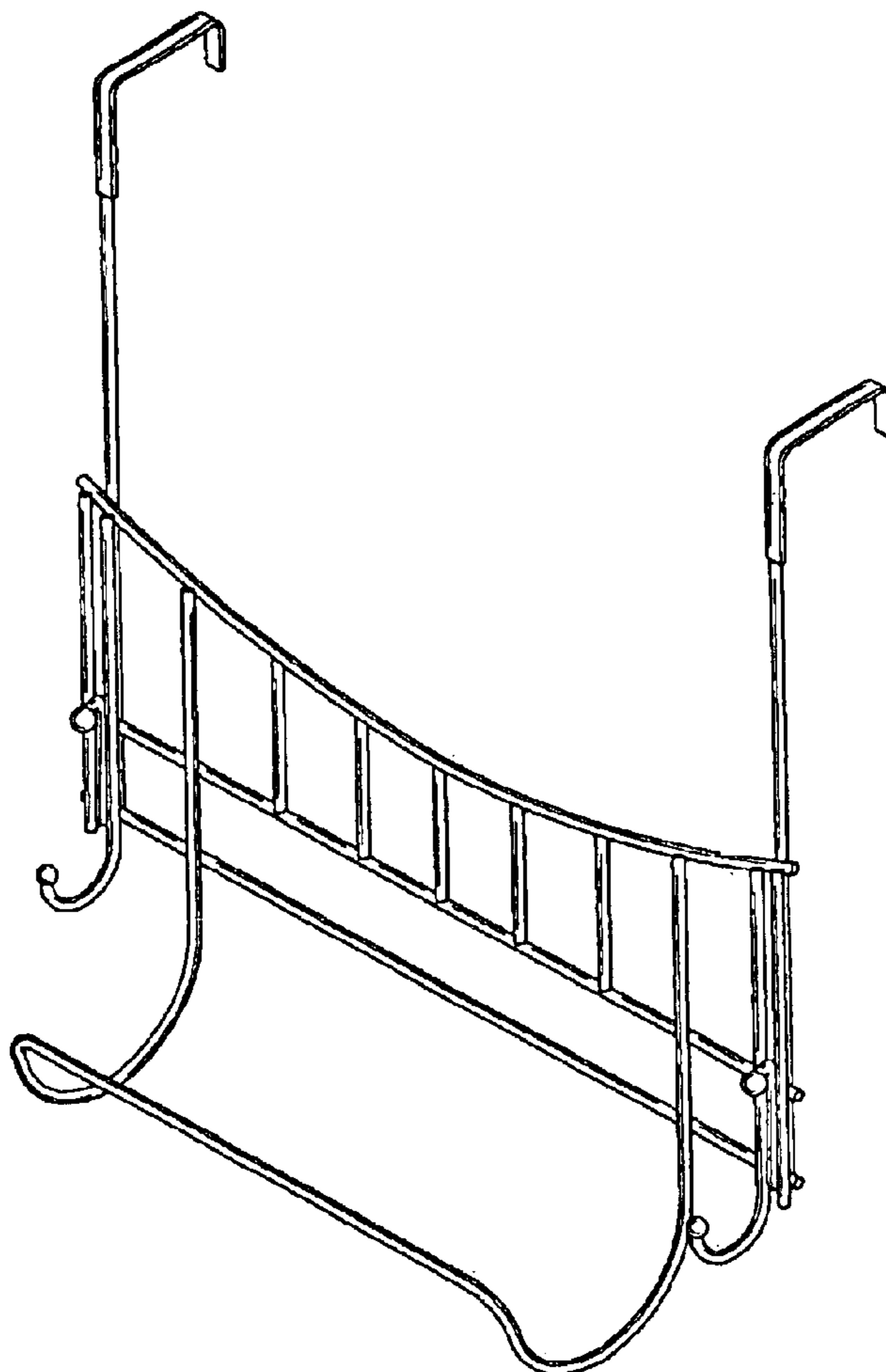


Fig-1

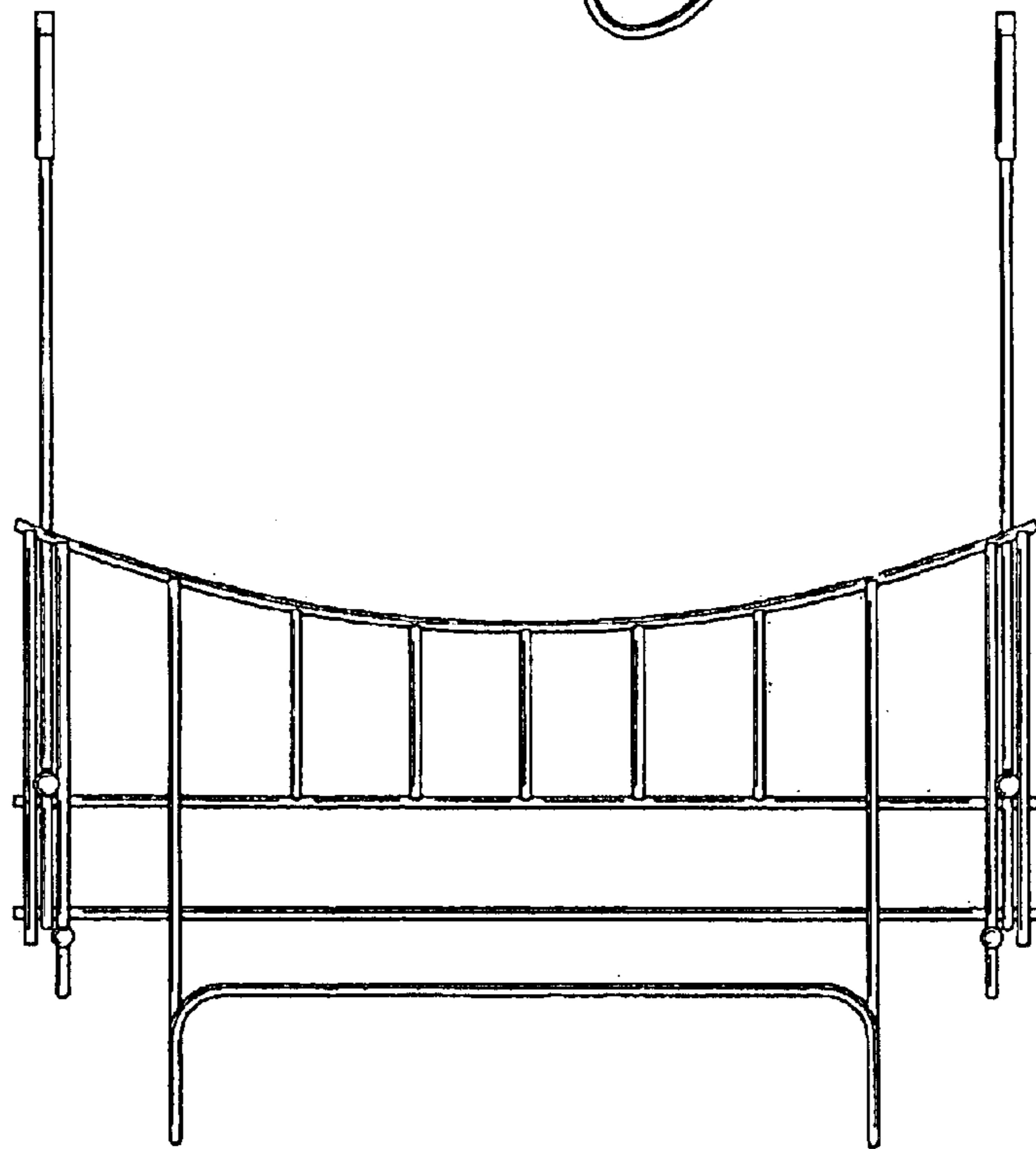
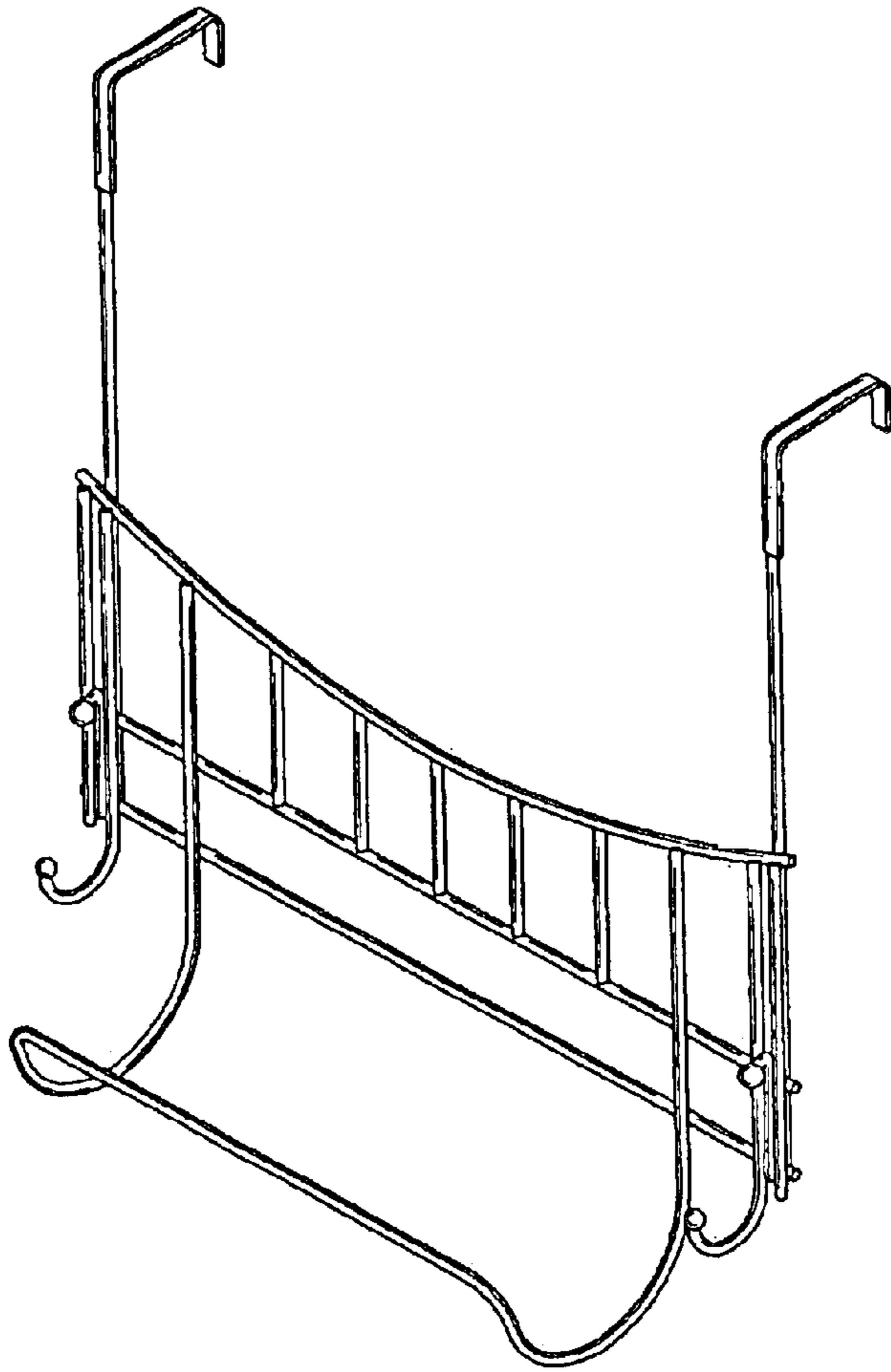


Fig-2

Fig-3


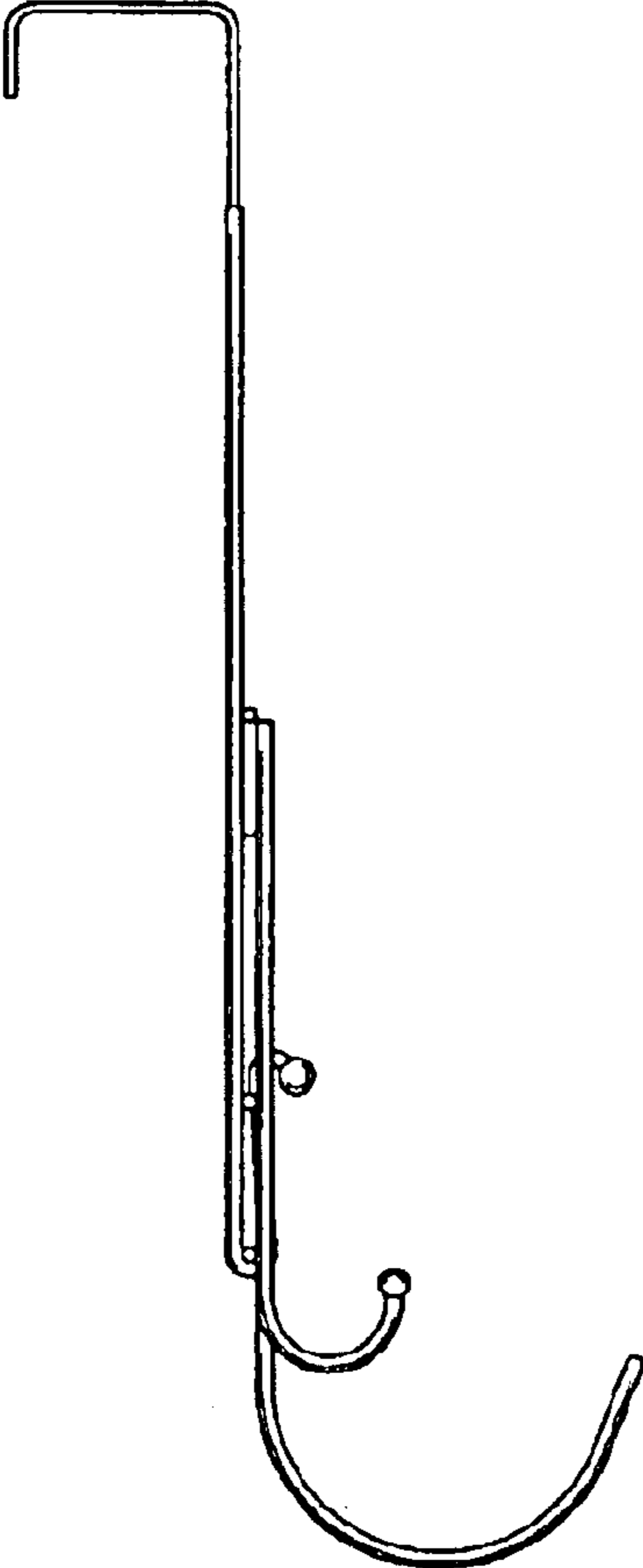


Fig-4