



US00D499283S

(12) **United States Design Patent**
Winter et al.

(10) **Patent No.:** **US D499,283 S**
(45) **Date of Patent:** **** Dec. 7, 2004**

(54) **TABLE TOP WITH EXPOSED PORTIONS OF THE FRAME**

D264,419 S * 5/1982 Dorman et al. D7/698
D489,557 S * 5/2004 Strong et al. D6/511

(75) Inventors: **David C. Winter**, Layton, UT (US);
Robert A. Astle, Farmington, UT (US);
S. Curtis Nye, Clinton, UT (US); **Kent Ashby**, Logan, UT (US); **L. Curtis Strong**, Clearfield, UT (US)

* cited by examiner

Primary Examiner—Janice Seeger
(74) *Attorney, Agent, or Firm*—Workman Nydegger

(73) Assignee: **Lifetime Products, Inc.**, Clearfield, UT (US)

(57) **CLAIM**

The ornamental design for a table top with exposed portions of the frame, as shown and described.

(**) Term: **14 Years**

DESCRIPTION

(21) Appl. No.: **29/192,259**

FIG. 1 is a perspective view of a table top with exposed portions of the frame in accordance with a preferred embodiment of the present invention;

(22) Filed: **Oct. 20, 2003**

FIG. 2 is a top view of the table top with exposed portions of the frame shown in FIG. 1;

(51) **LOC (7) Cl.** **06-06**

(52) **U.S. Cl.** **D6/511**

FIG. 3 is a front view of the table top with exposed portions of the frame shown in FIG. 1, with the rear view being a mirror image thereof; and,

(58) **Field of Search** D6/480–489, 491,
D6/511, 429; 108/150, 153.1, 155, 156,
157.1, 161; 312/140.3

FIG. 4 is a right side view of the table top with exposed portions of the frame shown in FIG. 1, with the left side view being a mirror image thereof.

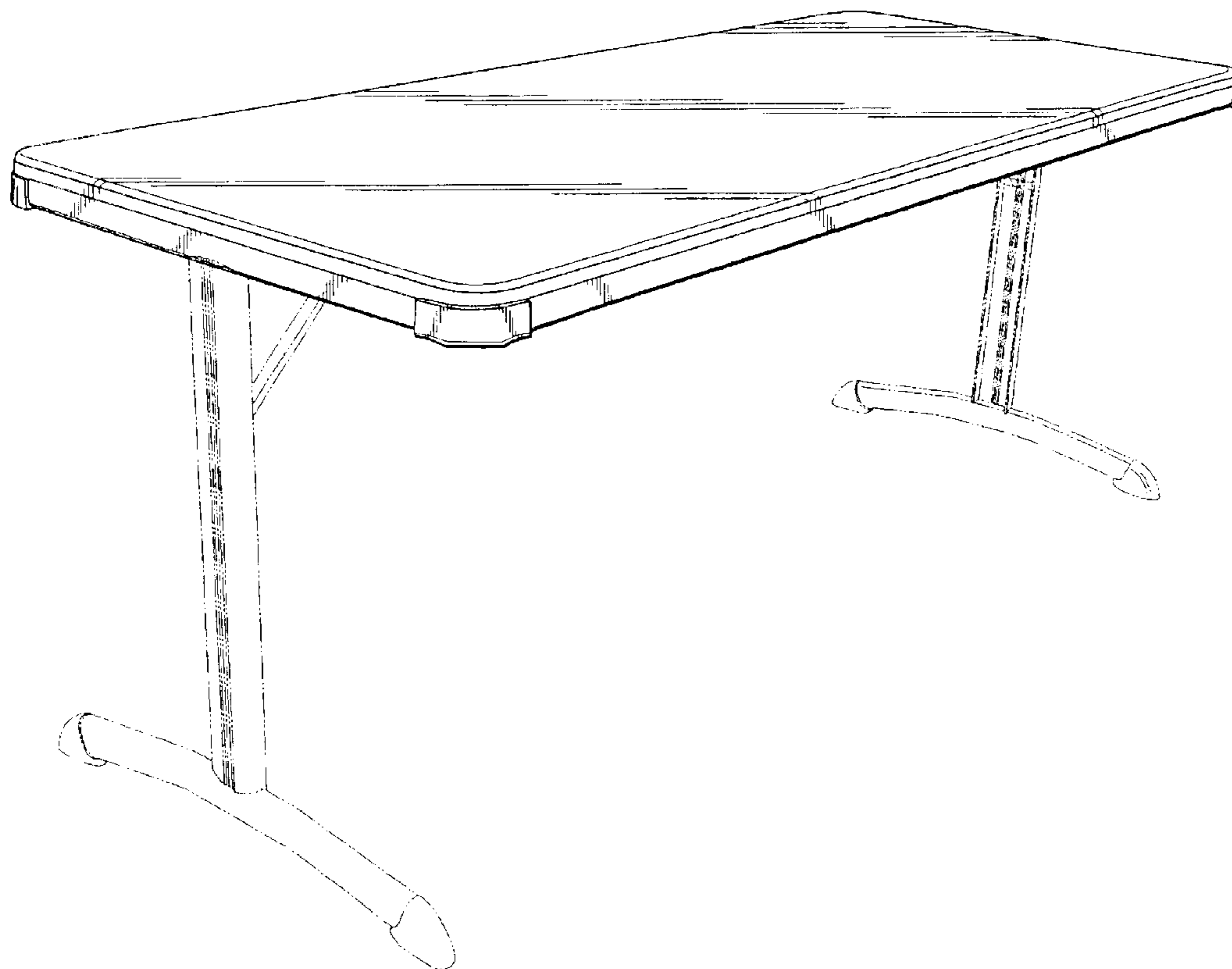
The broken lines shown in the figures are for illustrative purposes only and form no part of the claimed design.

(56) **References Cited**

U.S. PATENT DOCUMENTS

D107,152 S * 11/1937 Jackson D6/480
D116,560 S * 9/1939 Hoffman D6/511

1 Claim, 2 Drawing Sheets



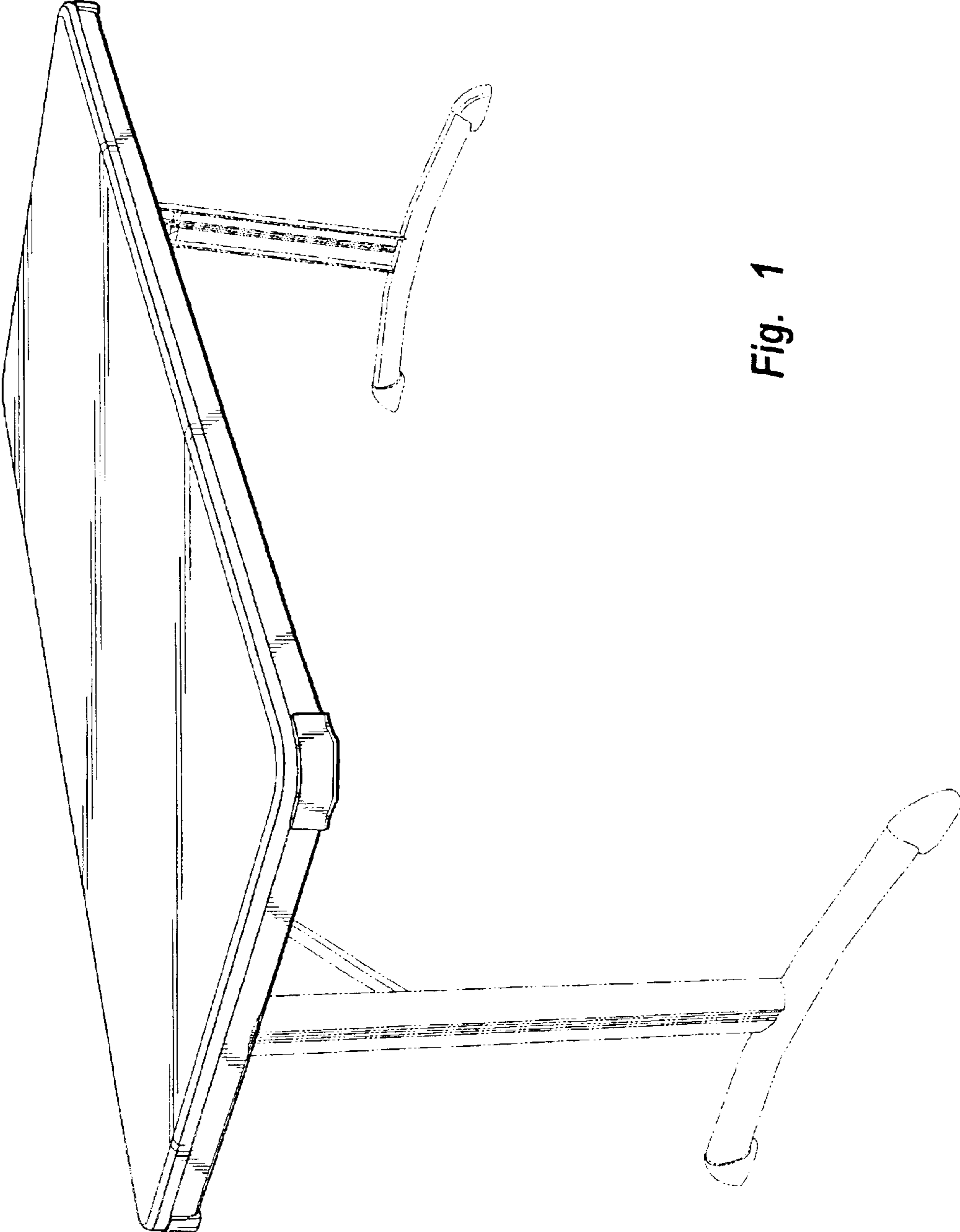


Fig. 1

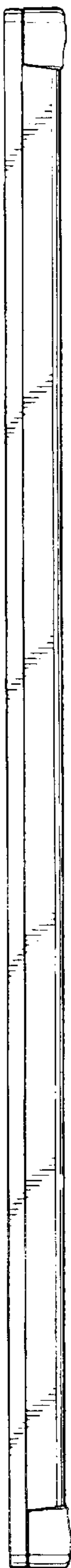


Fig. 3




Fig. 2

Fig. 4

