

US00D499282S

(12) **United States Design Patent** (10) **Patent No.:** **US D499,282 S**
Lynch et al. (45) **Date of Patent:** **** Dec. 7, 2004**

(54) **RACK FOR A GUN CABINET, GUN SAFE, OR THE LIKE**

(75) Inventors: **Peter F. Lynch**, Skaneateles, NY (US); **Scott W. Osiecki**, Skaneateles, NY (US); **Ronald J. Kingston**, Syracuse, NY (US)

(73) Assignee: **John D. Brush & Co., Inc.**, Rochester, NY (US)

(**) Term: **14 Years**

(21) Appl. No.: **29/201,481**

(22) Filed: **Mar. 16, 2004**

Related U.S. Application Data

(62) Division of application No. 29/175,902, filed on Feb. 12, 2003.

(51) **LOC (7) Cl.** **06-06**

(52) **U.S. Cl.** **D6/509; D6/511; D6/467**

(58) **Field of Search** D6/418, 509-511, D6/491-492, 553-554; 211/70.6, 70.8, 87.01, 89.01, 64, 68

(56) **References Cited**

U.S. PATENT DOCUMENTS

D97,999 S * 12/1935 Hamilton D6/320

D126,088 S * 3/1941 Clouse D6/436
3,421,632 A * 1/1969 Wood 211/70.8
4,049,126 A * 9/1977 Halverson 211/104
D247,085 S * 1/1978 Stoddard D6/328
4,871,074 A * 10/1989 Bryson et al. 211/70.6
5,454,931 A * 10/1995 Lauve, Jr. 211/64
D365,007 S * 12/1995 Sheftel D6/553
5,505,316 A * 4/1996 Lee 211/70.6
5,678,700 A * 10/1997 Crosson, Jr. 211/70.8
D392,142 S * 3/1998 Weisburn et al. D6/567
D393,164 S * 4/1998 Russell et al. D6/509
6,041,947 A * 3/2000 Heneveld 211/70.6
D457,369 S * 5/2002 Fiscus et al. D6/552

* cited by examiner

Primary Examiner—Cathron Brooks

(74) *Attorney, Agent, or Firm*—Jaeckle Fleischmann & Mugel, LLP

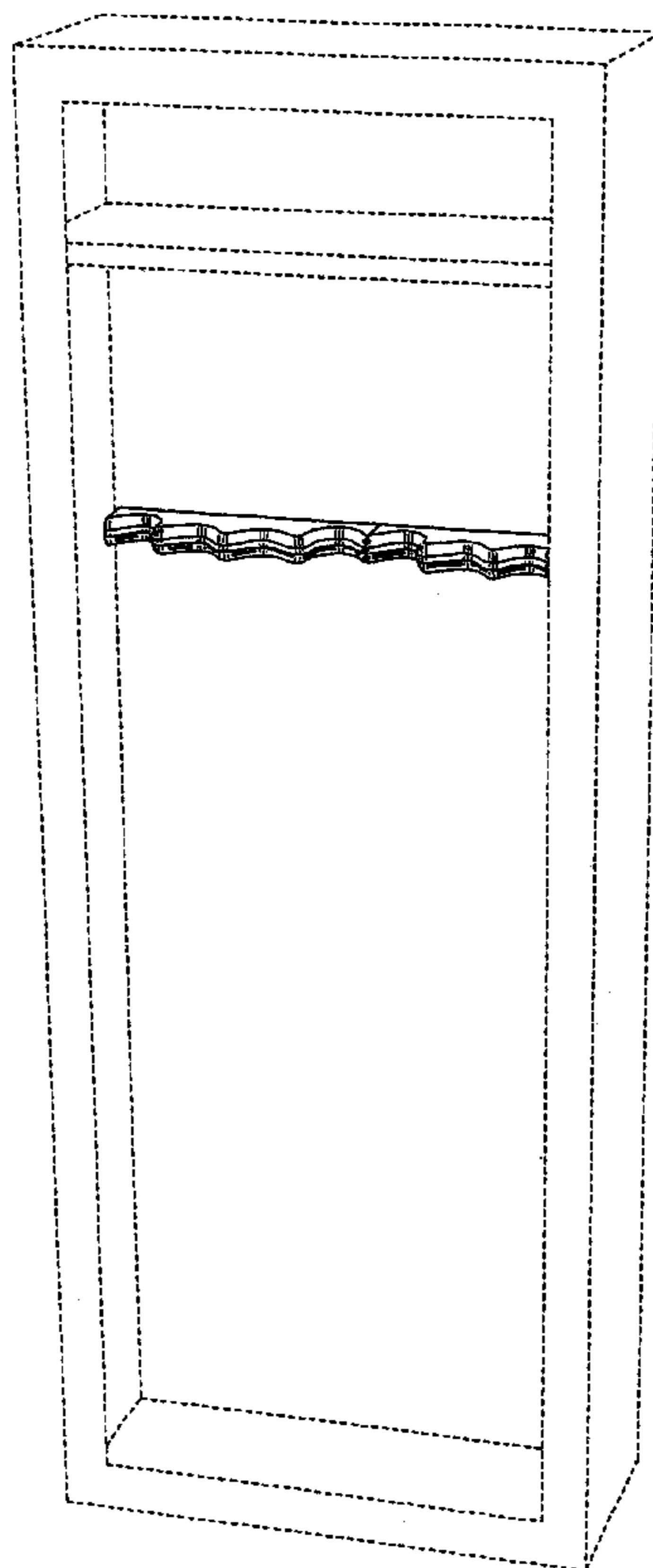
(57) **CLAIM**

The ornamental design for a rack for a gun cabinet, gun safe, or the like, as shown and described.

DESCRIPTION

FIG. 1 is a perspective view of the design; and, FIG. 2 is a top view of the design shown in FIG. 1. The broken line showing a cabinet is for illustrative purposes only and forms no part of the claimed design.

1 Claim, 2 Drawing Sheets



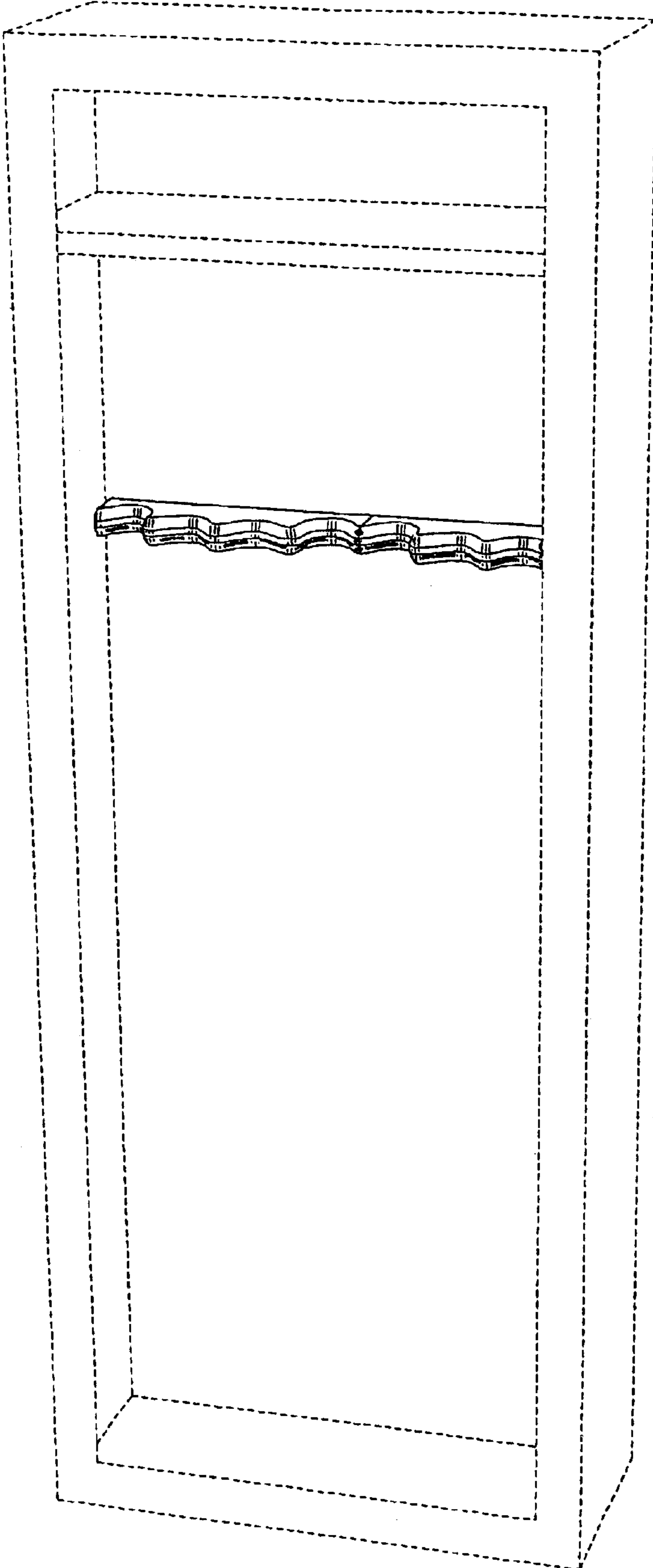


Fig. 1

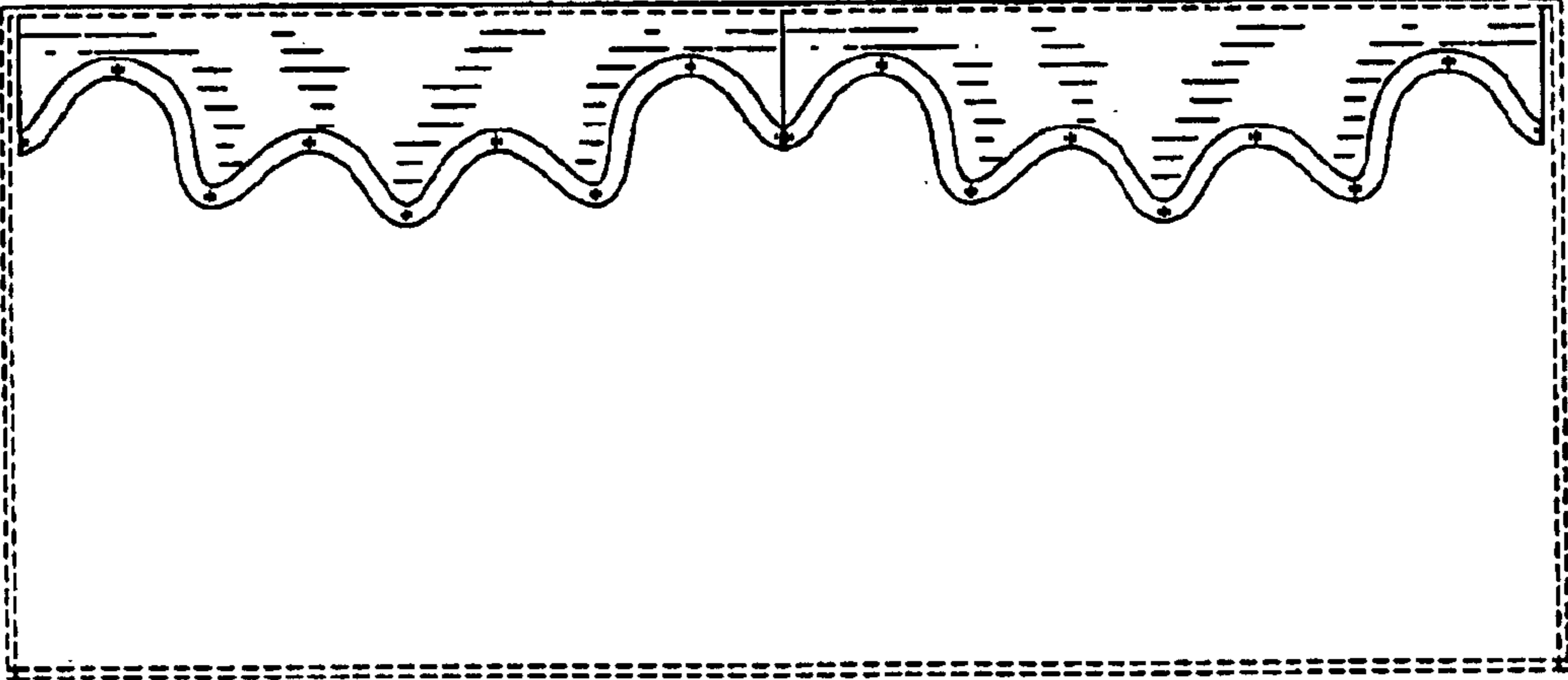


Fig. 2