

US00D499277S

(12) **United States Design Patent**
O'Hare

(10) **Patent No.:** **US D499,277 S**

(45) **Date of Patent:** **** Dec. 7, 2004**

(54) **DRESSER**

D488,640 S * 4/2004 Domack D6/446

(75) **Inventor:** **Timothy M. O'Hare**, Oak Ridge, NC (US)

(73) **Assignee:** **Bernhardt, L.L.C.**, Lenoir, NC (US)

(**) **Term:** **14 Years**

(21) **Appl. No.:** **29/200,549**

(22) **Filed:** **Mar. 1, 2004**

(51) **LOC (7) Cl.** **06-04**

(52) **U.S. Cl.** **D6/446**

(58) **Field of Search** D6/439, 441, 444-447;
312/114, 204, 224, 278-279

(56) **References Cited**

U.S. PATENT DOCUMENTS

- D357,371 S * 4/1995 Keller D6/446
- D373,491 S * 9/1996 Walters et al. D6/445
- D469,275 S * 1/2003 McDaniel et al. D6/441
- D480,896 S * 10/2003 Paus D6/446

OTHER PUBLICATIONS

Photocopy of an armoire by Greene & Greene, Circa 1908.

* cited by examiner

Primary Examiner—Cathron Brooks

(74) *Attorney, Agent, or Firm*—MacCord Mason PLLC

(57) **CLAIM**

The ornamental design for a dresser, as shown and described.

DESCRIPTION


FIG. 1 is a perspective view of a dresser showing my new design;

FIG. 2 is a front view thereof; and,

FIG. 3 is a side view, the opposite side view being a mirror image thereof.

The broken lines showing the hardware is for illustrative purposes only and forms no part of the claimed design.

1 Claim, 3 Drawing Sheets



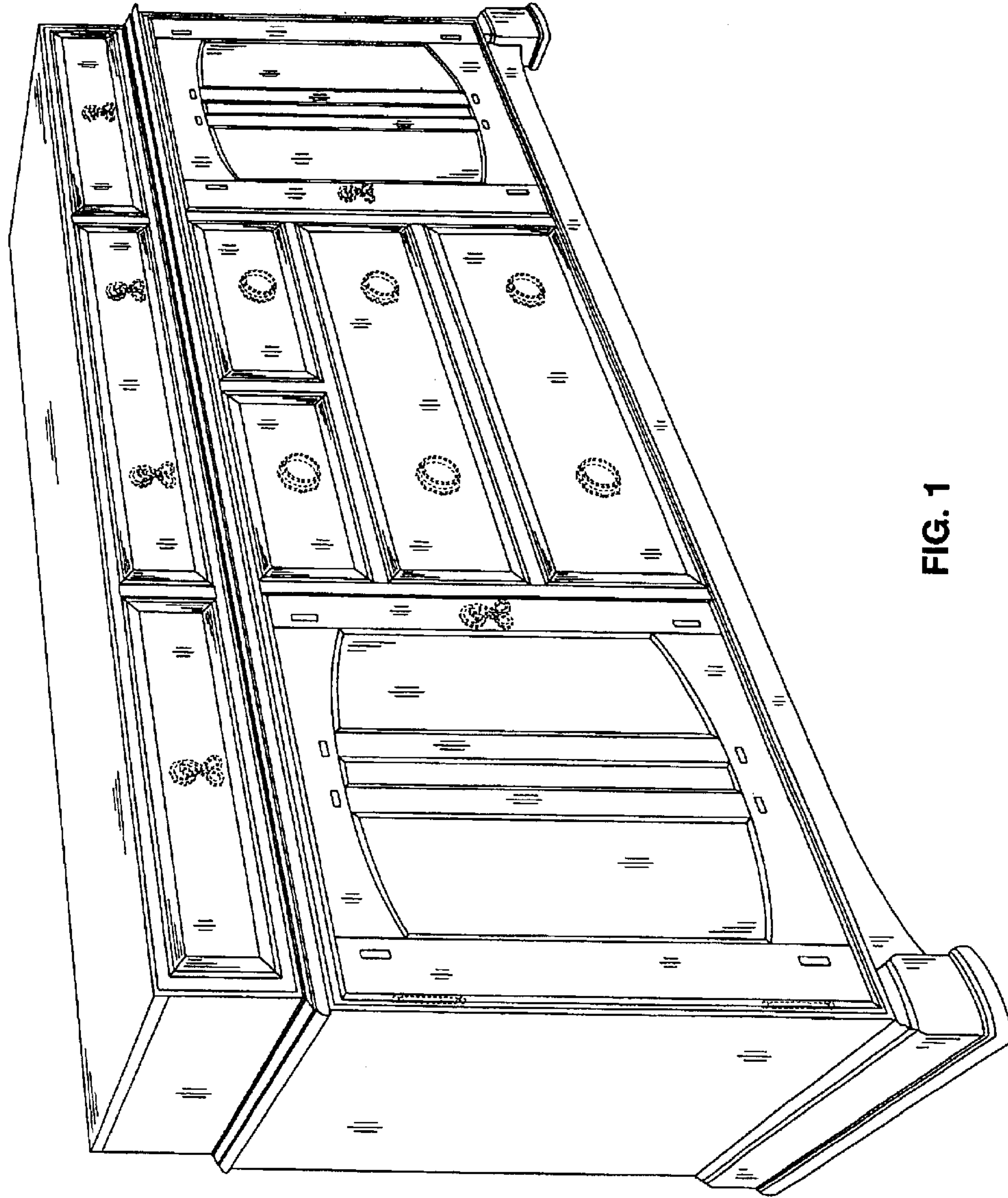


FIG. 1




FIG. 2




FIG. 3