

US00D499255S

(12) **United States Design Patent**
Goodman et al.

(10) **Patent No.: US D499,255 S**

(45) **Date of Patent: ** Dec. 7, 2004**

(54) **HOLDER FOR TIES**

(75) Inventors: **Sheldon H. Goodman**, 30905 Stratford Dr., Solon, OH (US) 44139; **Kent W. Murphy**, Wooster, OH (US)

(73) Assignee: **Sheldon H. Goodman**, Solon, OH (US)

(**) Term: **14 Years**

(21) Appl. No.: **29/193,967**

(22) Filed: **Nov. 17, 2003**

(51) **LOC (7) Cl.** **06-08**

(52) **U.S. Cl.** **D6/317**

(58) **Field of Search** D6/317, 315, 319,
D6/513; 211/86.01, 113, 119; 223/85, 86,
88, 89, 92, DIG. 1, DIG. 3

(56) **References Cited**

U.S. PATENT DOCUMENTS

D162,261 S	*	2/1951	Tuma	D6/317
2,593,356 A	*	4/1952	Smith	211/119
2,601,926 A	*	7/1952	Speaker et al.	211/113
D207,076 S	*	2/1967	Bertram	D6/315
D238,032 S	*	12/1975	Duncan	D6/315
D242,414 S	*	11/1976	Salladay	D6/315
D320,118 S	*	9/1991	Testa	D6/317
D321,094 S		10/1991	Greenhut et al.		
D333,731 S	*	3/1993	Klein et al.	D6/317

D334,292 S	*	3/1993	Klein et al.	D6/317
6,070,773 A	*	6/2000	Pogoda	223/88
D486,309 S	*	2/2004	Abdi et al.	D6/315

OTHER PUBLICATIONS

Spectrum New For 2002 New Products Brochure, Circa 2002, Cover page and 7 pages.

* cited by examiner

Primary Examiner—Nanda Bondade

Assistant Examiner—Daniel Bui

(74) *Attorney, Agent, or Firm*—Fay, Sharpe, Fagan, Minnich & McKee, LLP

(57) **CLAIM**

The ornamental design for a holder for ties, as shown and described.

DESCRIPTION

FIG. 1 is a perspective view of a holder for ties showing our new design;

FIG. 2 is a right side elevational view thereof, with the left side elevational view being a mirror image thereof;


FIG. 3 is a front elevational view thereof;

FIG. 4 is a rear elevational view thereof;

FIG. 5 is a top plan view thereof; and,

FIG. 6 is a bottom plan view thereof.

1 Claim, 2 Drawing Sheets



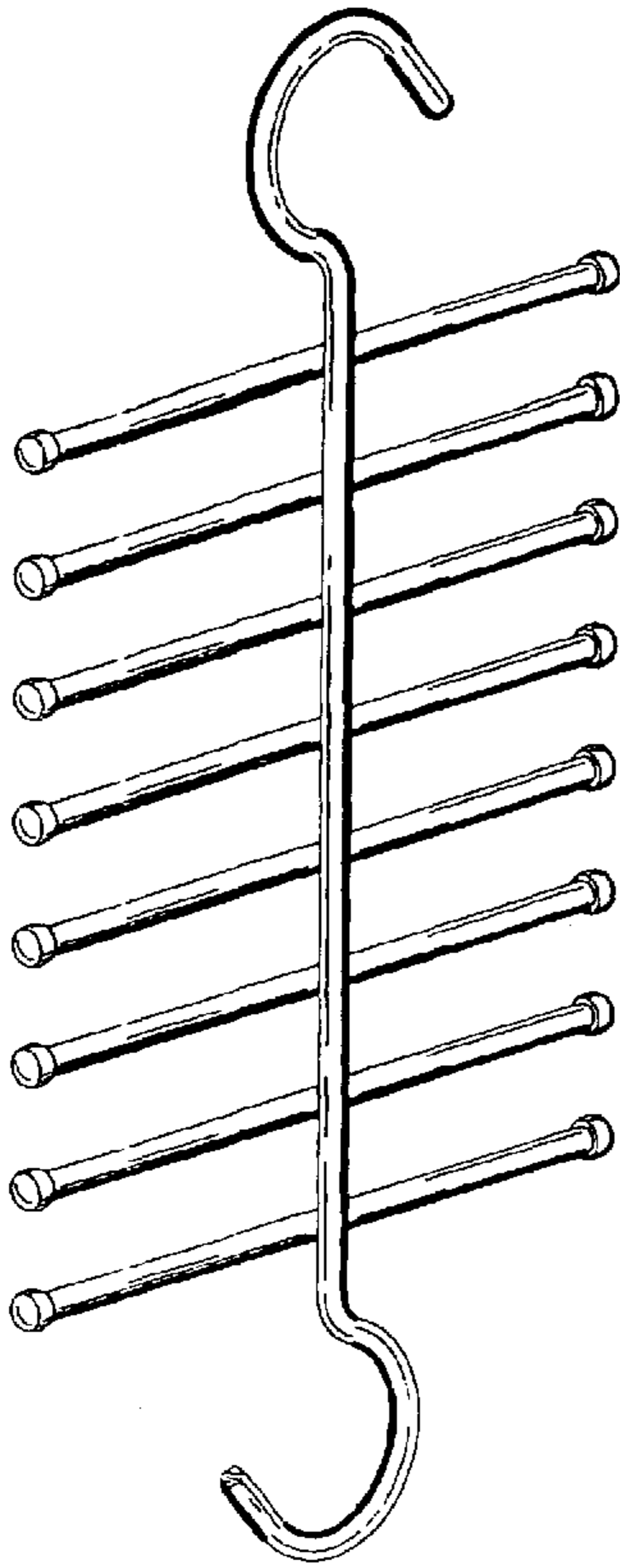


FIG. 1

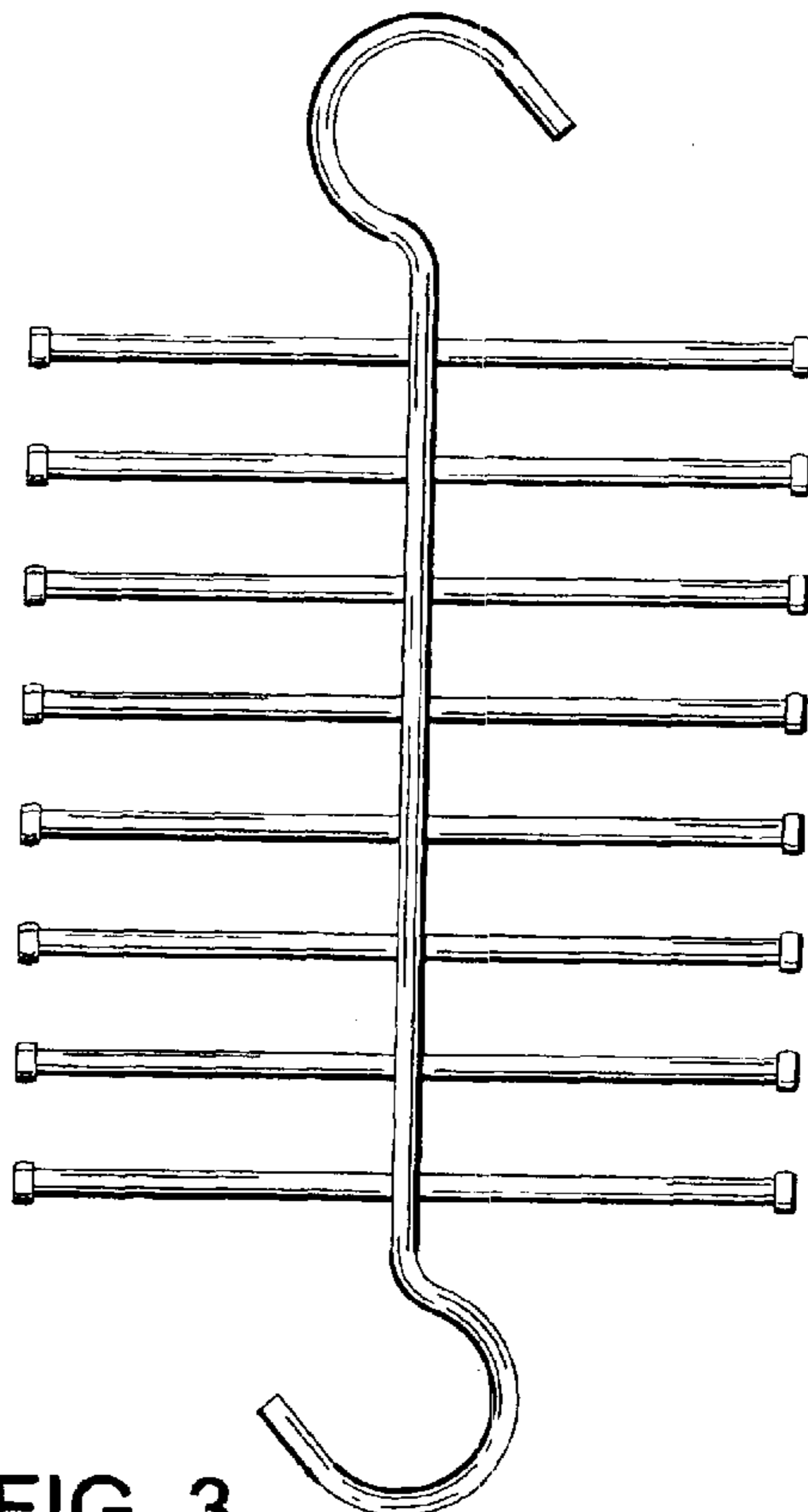


FIG. 3



FIG. 2

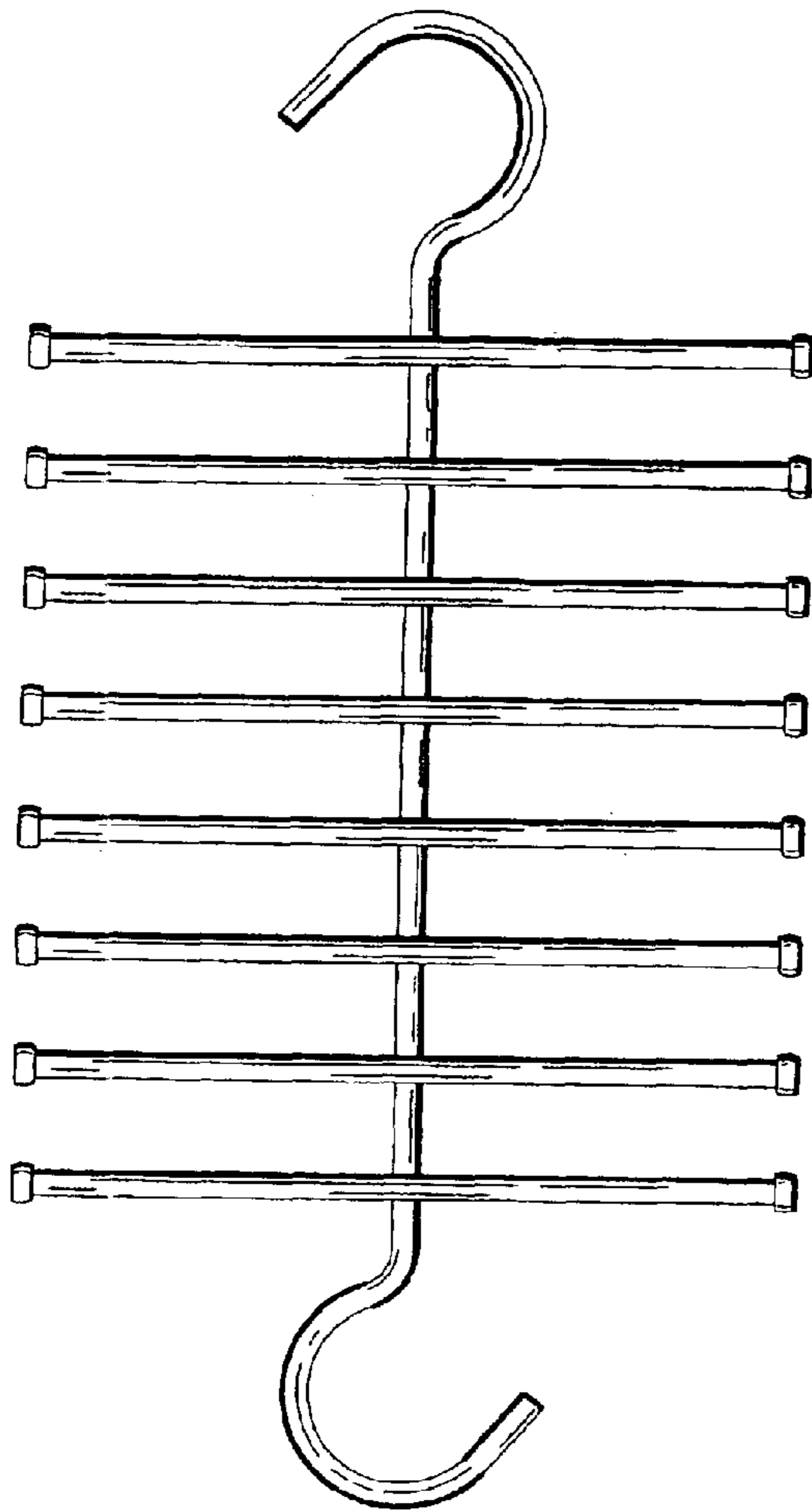


FIG. 4




FIG. 5

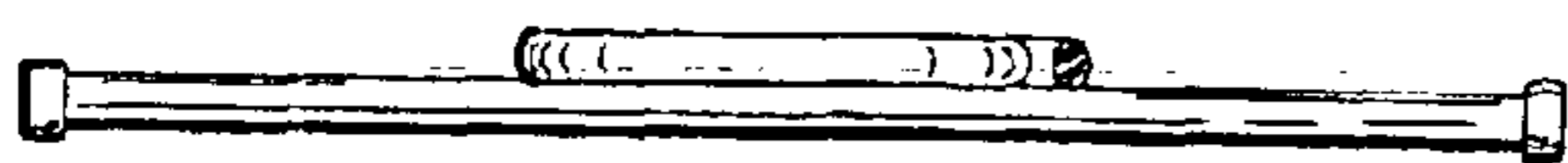


FIG. 6