



(12) **United States Design Patent** (10) **Patent No.:** **US D499,253 S**
Gentry (45) **Date of Patent:** **** Dec. 7, 2004**

(54) **CARDHOLDER MOUNTED ON THE BACK OF A PICTURE FRAME**

D366,107 S * 1/1996 Shaffer D23/366

OTHER PUBLICATIONS

(76) **Inventor:** **Mary E. Gentry**, 2901 W. 67th Ter., Shawnee Mission, KS (US) 66208

“Labeled Photo Frames,” Article from Martha Stewart Living, May 2002, 3 pgs.

(**) **Term:** **14 Years**

* cited by examiner

(21) **Appl. No.:** **29/186,532**

Primary Examiner—Janice E. Seeger

(22) **Filed:** **Jul. 17, 2003**

(74) *Attorney, Agent, or Firm*—Fish & Richardson P.C., P.A.

Related U.S. Application Data

(57) **CLAIM**

(63) Continuation of application No. 29/173,406, filed on Dec. 26, 2002, now abandoned.

The ornamental designs for a cardholder mounted on the back of a picture frame, as shown and described.

(51) **LOC (7) Cl.** **06-07**

DESCRIPTION

(52) **U.S. Cl.** **D6/300**

(58) **Field of Search** D6/300–314, 491;
40/649, 701, 709, 758, 765, 651, 700, 766,
767, 790, 798

FIG. 1 is a front perspective view of a cardholder mounted on the back of a picture frame.

FIG. 2 is a perspective view of a cardholder mounted on the back of a picture frame.

FIG. 3 is an enlarged view of the cardholder shown in FIG. 2.

FIG. 4 is a perspective view of a cardholder and a card partially disposed in the cardholder of FIG. 1.

FIG. 5 is a front elevation view of the cardholder of FIG. 1.

FIG. 6 is a right side elevation view of the cardholder of FIG. 1.

FIG. 7 is a left side elevation view of the cardholder of FIG. 1.

FIG. 8 is a rear elevation view of the cardholder of FIG. 1.

FIG. 9 is a top plan view of the cardholder of FIG. 1; and, FIG. 10 is a bottom plan view of the cardholder of FIG. 1.

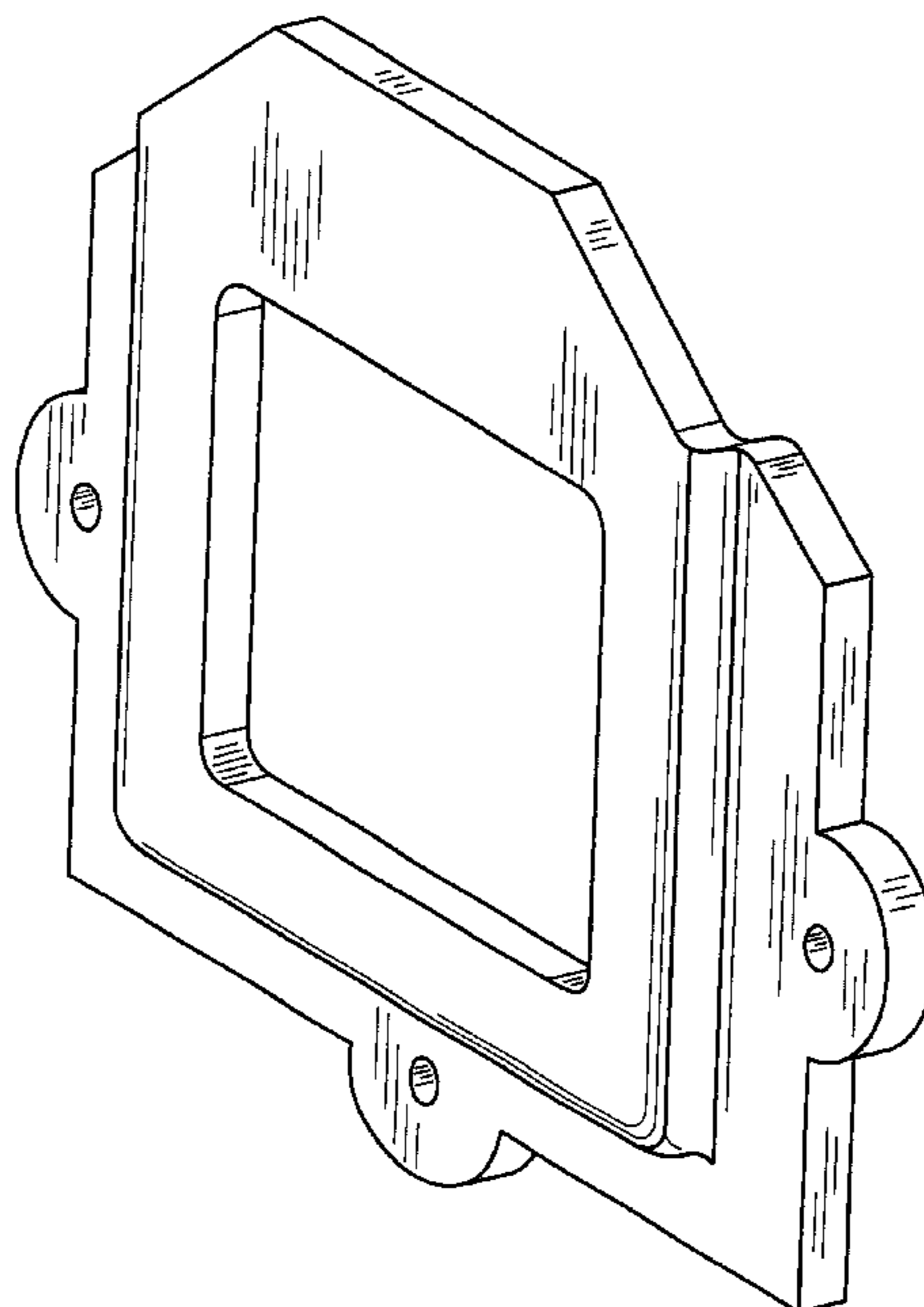
The broken lines are for environmental purposes only and form no part of the claimed design.

(56) **References Cited**

U.S. PATENT DOCUMENTS

75,507 A	3/1868	Adams	
490,687 A	1/1893	Smith	
705,957 A	7/1902	Osborn	
1,195,759 A	8/1916	Wright	
1,322,188 A	11/1919	Henry	
1,368,084 A	2/1921	Wolff	
1,500,269 A	7/1924	Reynolds	
1,671,392 A *	5/1928	Wood	40/643
1,741,608 A	12/1929	Bronner	
1,767,726 A *	6/1930	Woerz	40/618
1,826,671 A	10/1931	Ohnstrand	
D186,370 S *	10/1959	Russell	D6/300
D336,931 S *	6/1993	McDonald	D20/42

1 Claim, 6 Drawing Sheets



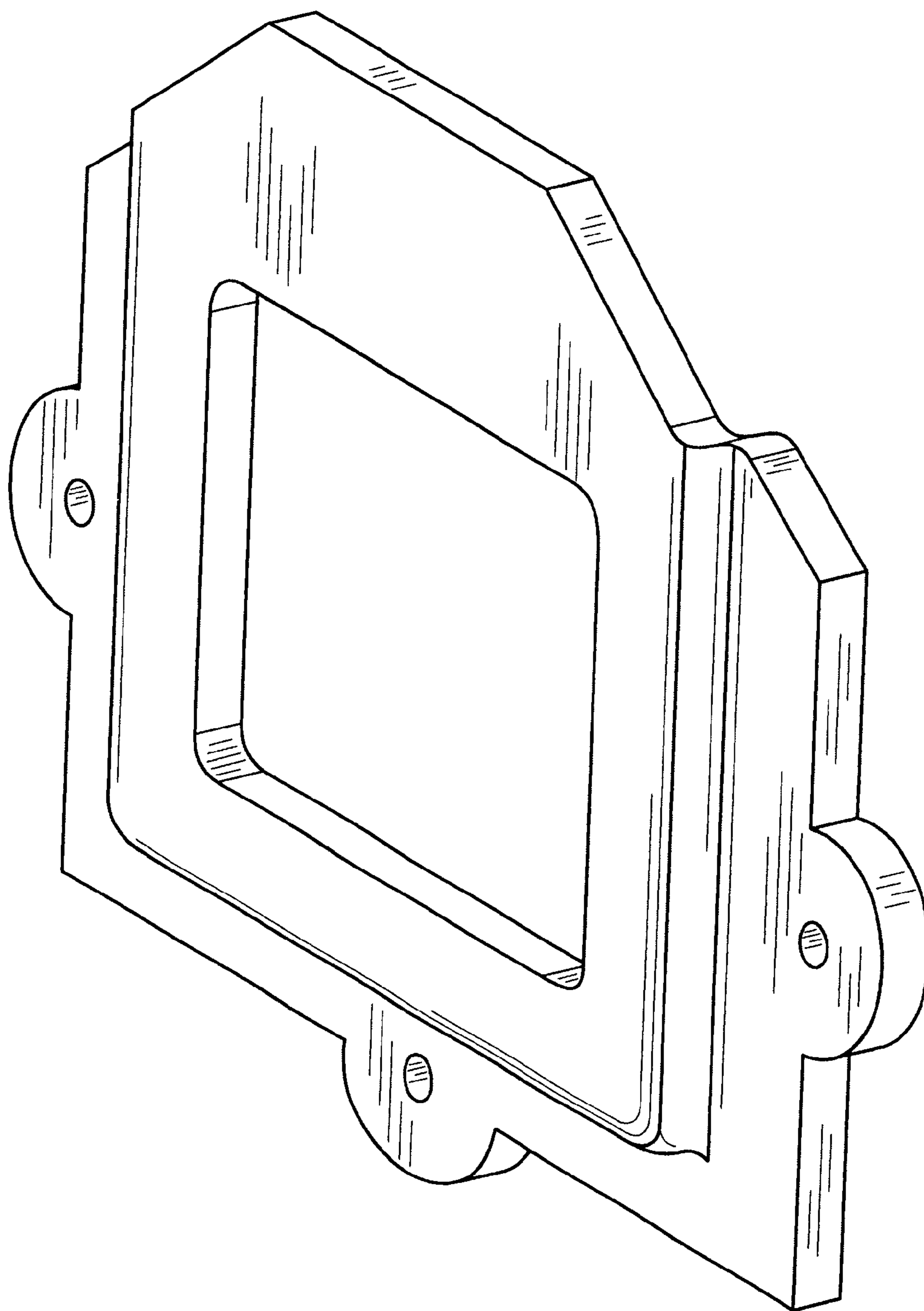


FIG. 1

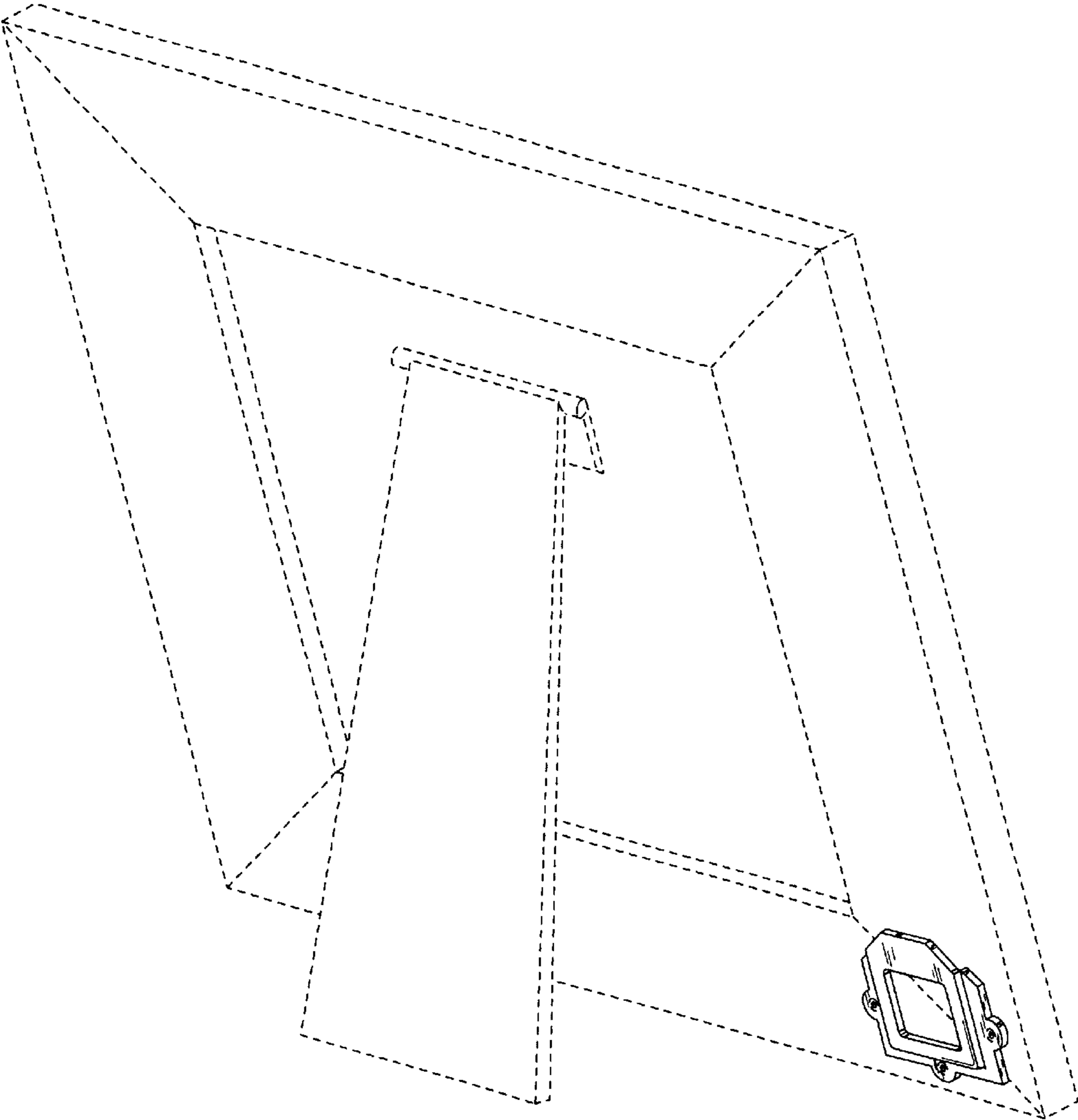


FIG. 2

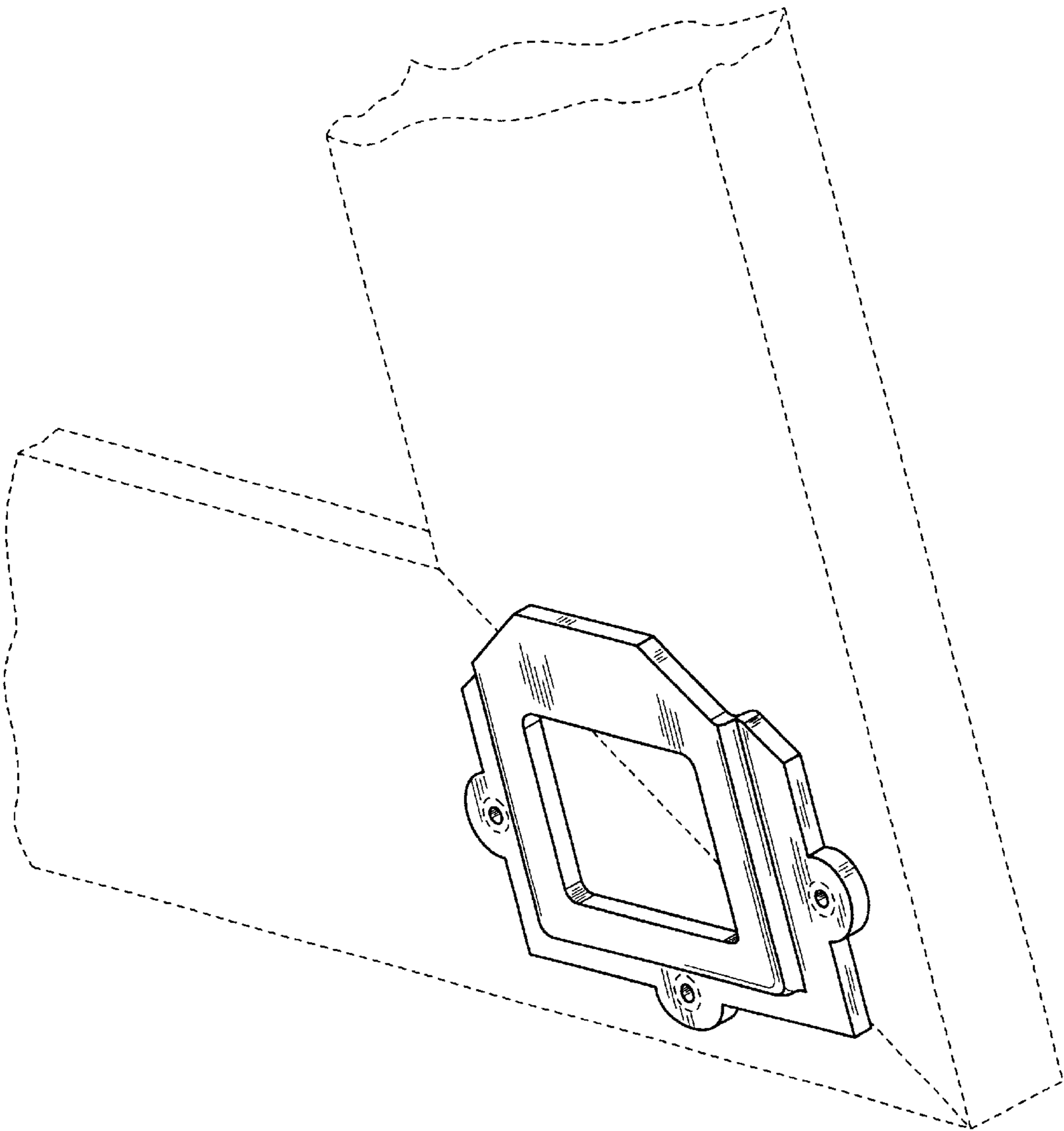


FIG. 3

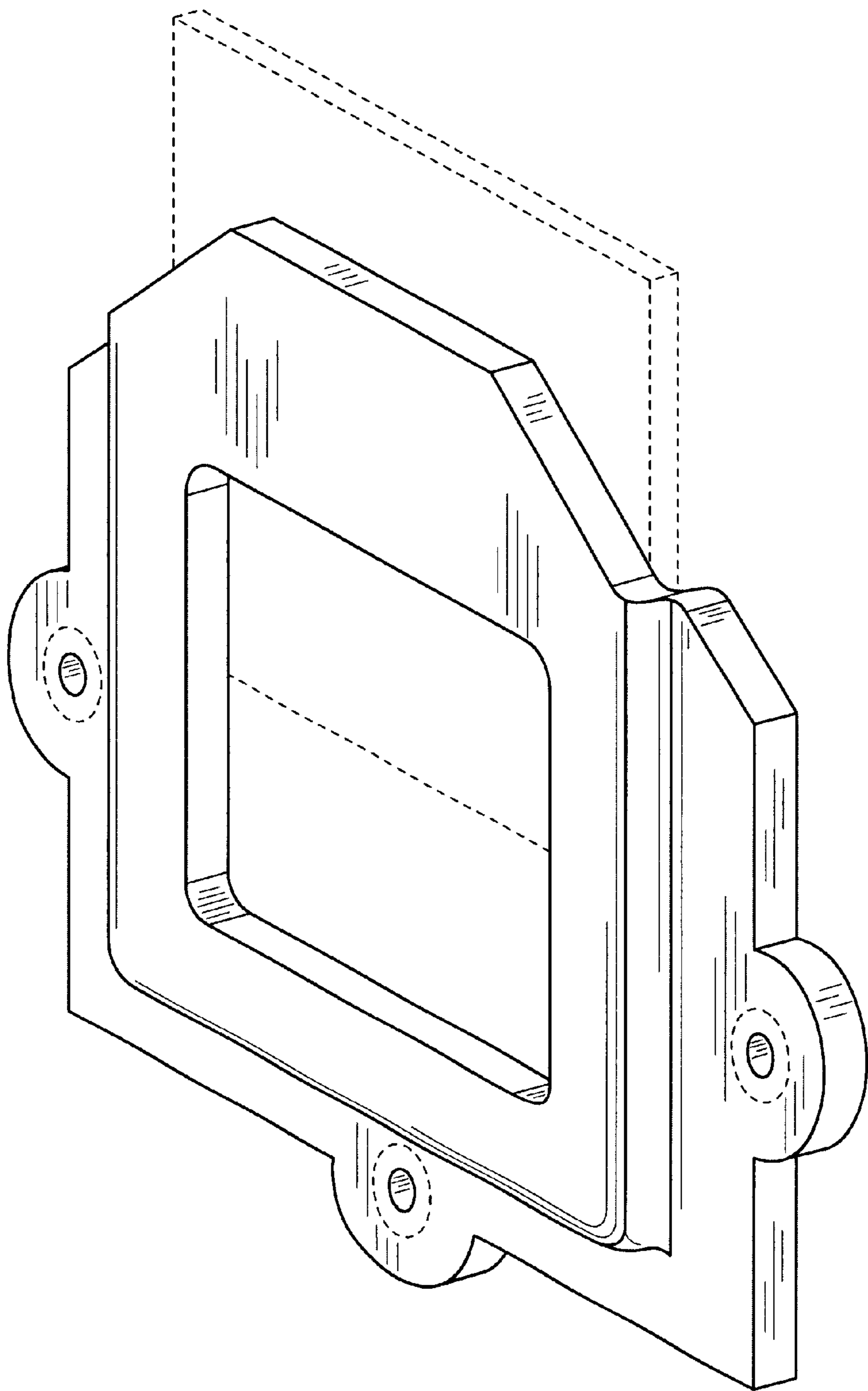


FIG. 4




FIG. 7

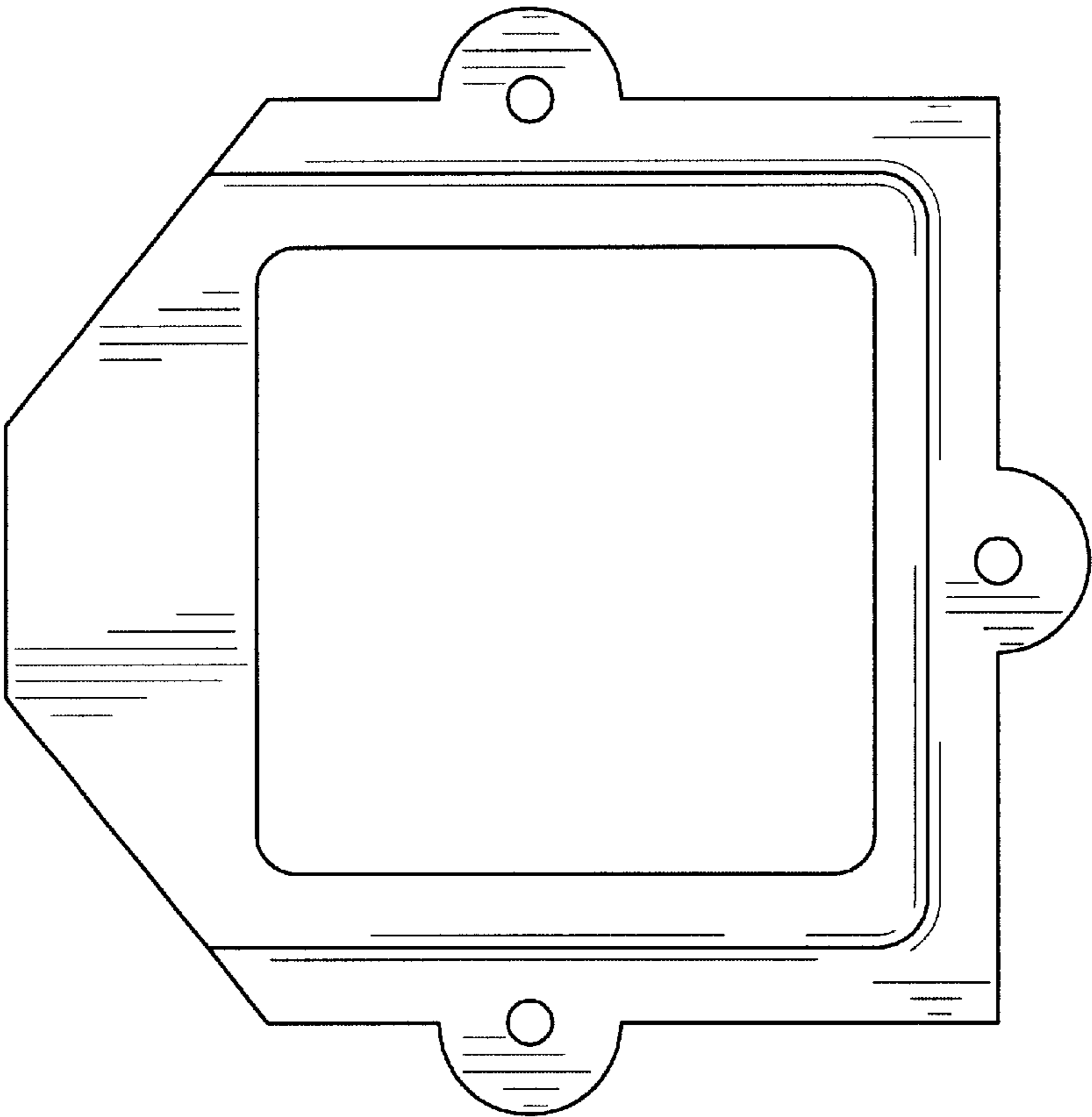


FIG. 5



FIG. 6

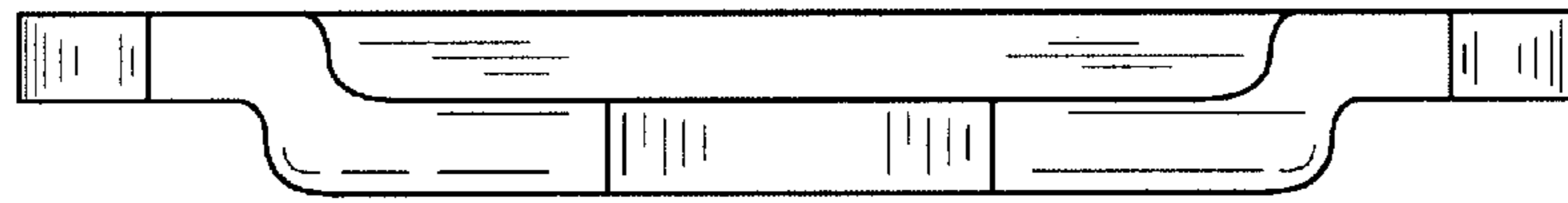


FIG. 9

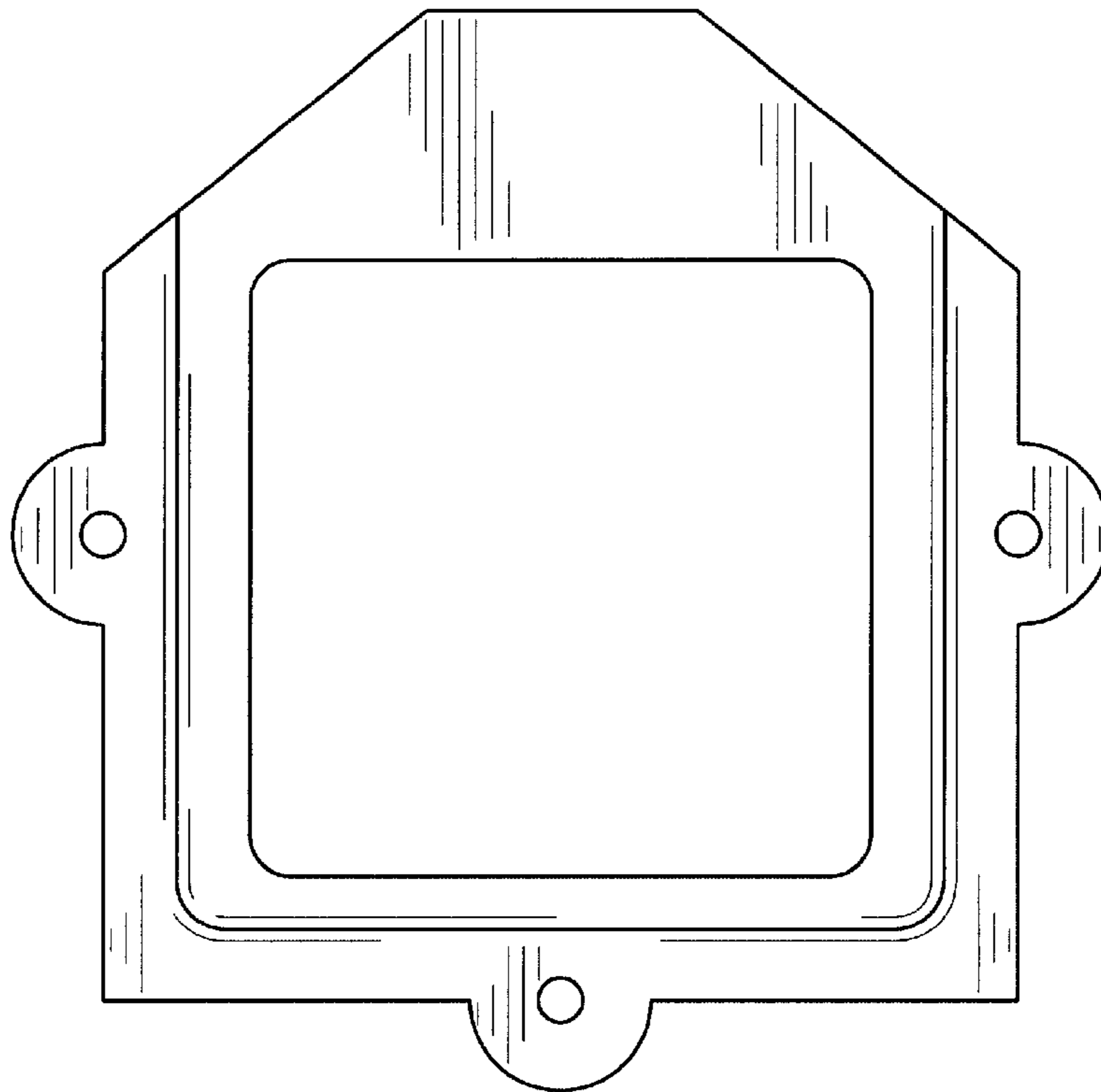


FIG. 8




FIG. 10

UNITED STATES PATENT AND TRADEMARK OFFICE
CERTIFICATE OF CORRECTION

PATENT NO. : Des. 499,253 S
DATED : December 7, 2004
INVENTOR(S) : Gentry


Page 1 of 1

It is certified that error appears in the above-identified patent and that said Letters Patent is hereby corrected as shown below:

Title page,
Item [57], **Description,**
Line 1, FIG 1, delete “mounted on” and insert -- for --.

Signed and Sealed this

Eighteenth Day of April, 2006

A handwritten signature in black ink, reading "Jon W. Dudas", is centered within a rectangular area with a light gray dotted background.

JON W. DUDAS

Director of the United States Patent and Trademark Office