

US00D499242S

(12) **United States Design Patent**
Adams et al.

(10) **Patent No.: US D499,242 S**

(45) **Date of Patent: ** Dec. 7, 2004**

(54) **FOOTWEAR UPPER**

(75) Inventors: **Fiona Adams**, Santa Barbara, CA (US);
Christjane Burg, Ventura, CA (US)

(73) Assignee: **Global Brand Marketing Inc.**, Santa
Barbara, CA (US)

(**) Term: **14 Years**

(21) Appl. No.: **29/207,293**

(22) Filed: **Jun. 11, 2004**

(51) **LOC (7) Cl. 02-99**

(52) **U.S. Cl. D2/969**

(58) **Field of Search** D2/902, 907, 908,
D2/943, 944, 969, 972-974; 36/45, 50.1,
77 M, 77 R, 83, 88, 113, 114, 126-130

(56) **References Cited**

U.S. PATENT DOCUMENTS

D199,427 S	10/1964	Weiner et al.	D7/7
D229,251 S	11/1973	Askew	D2/309
D238,983 S	3/1976	Senter	D2/310
D239,983 S	5/1976	Senter	D2/310
D286,820 S	11/1986	Lu	D2/310
D299,082 S	12/1988	McCrea	D2/314
D299,184 S	1/1989	McCrea	D2/314
D302,070 S	7/1989	Kilgore et al.	D2/310
D337,422 S	7/1993	Leake	D2/310
D446,920 S	8/2001	Duclos	D2/969
D451,266 S	12/2001	Schroeder et al.	D2/969
D451,269 S	12/2001	Burt	D2/972
D467,718 S	12/2002	Holmes	D2/972
D472,370 S	4/2003	Masullo	D2/972

D474,884 S	5/2003	Adams et al.	D2/972
D479,392 S	9/2003	Hillyer	D2/972
D480,863 S	* 10/2003	Robbins	D2/969
D483,176 S	12/2003	Adams	D2/969
D485,428 S	1/2004	Koo	D2/972
D486,298 S	* 2/2004	Adams	D2/969
D486,300 S	2/2004	Goldman	D2/972
D487,335 S	* 3/2004	Robbins	D2/969
D487,626 S	* 3/2004	Adams	D2/969
D487,964 S	* 4/2004	Ringholz	D2/969
D488,296 S	* 4/2004	Ringholz et al.	D2/969
D498,167	* 5/2004	Burg et al.	D2/969
D494,752 S	* 8/2004	Adams et al.	D2/969

* cited by examiner

Primary Examiner—Dominic Simone

(74) *Attorney, Agent, or Firm*—Jeffer, Mangels, Butler &
Marmaro LLP

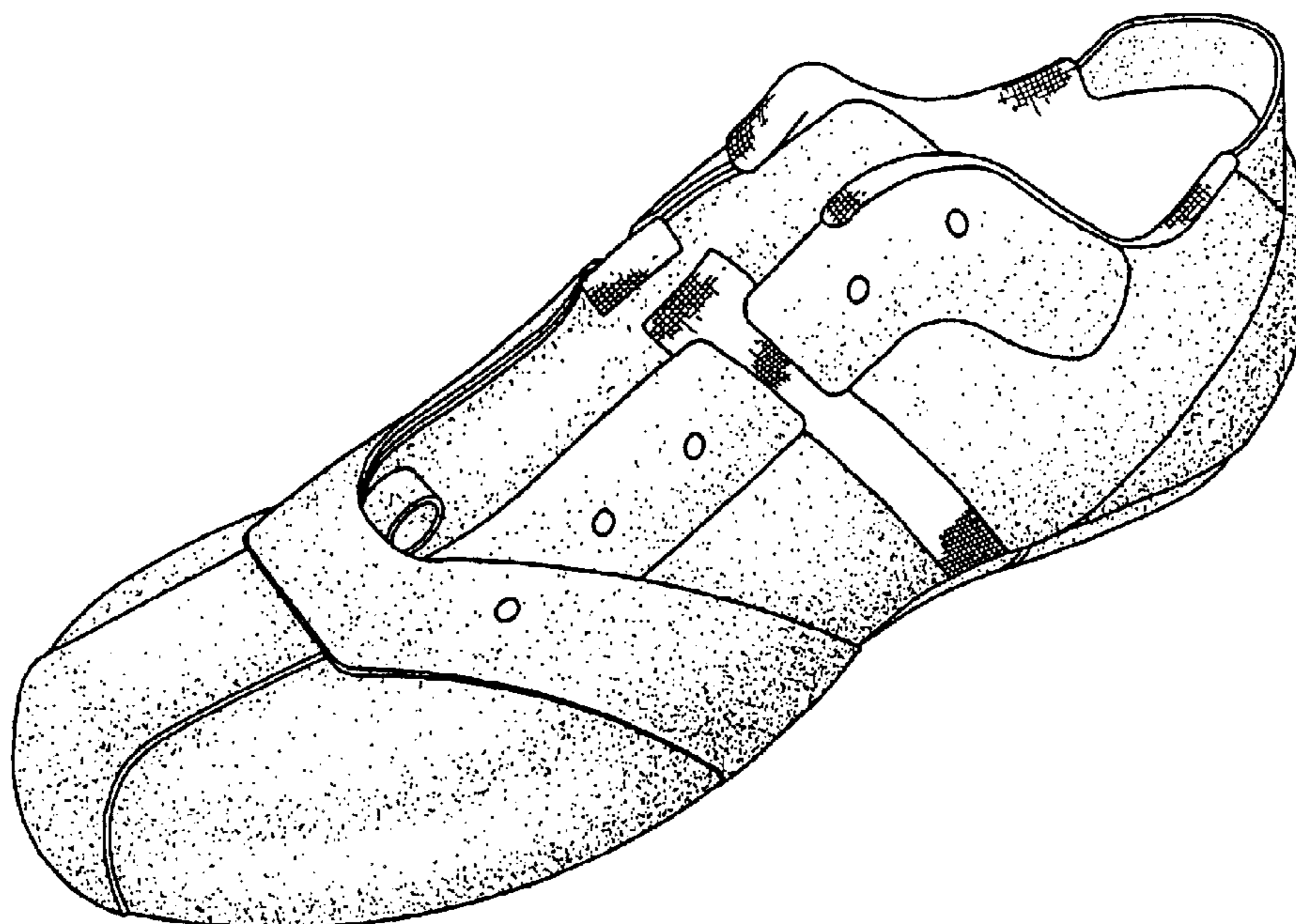
(57) **CLAIM**

The ornamental design for a footwear upper, as shown and
described.

DESCRIPTION

FIG. 1 is a perspective view of a preferred embodiment of
the footwear upper;
FIG. 2 is a top plan view thereof;
FIG. 3 is a left side elevational view thereof;
FIG. 4 is a right side elevational view thereof;
FIG. 5 is a front elevational view thereof; and,
FIG. 6 is a rear elevational view thereof.
The broken line shown at the bottom of FIG. 5 is provided
only to show that the inside surface of the upper forms no
part of the claimed design.

1 Claim, 4 Drawing Sheets



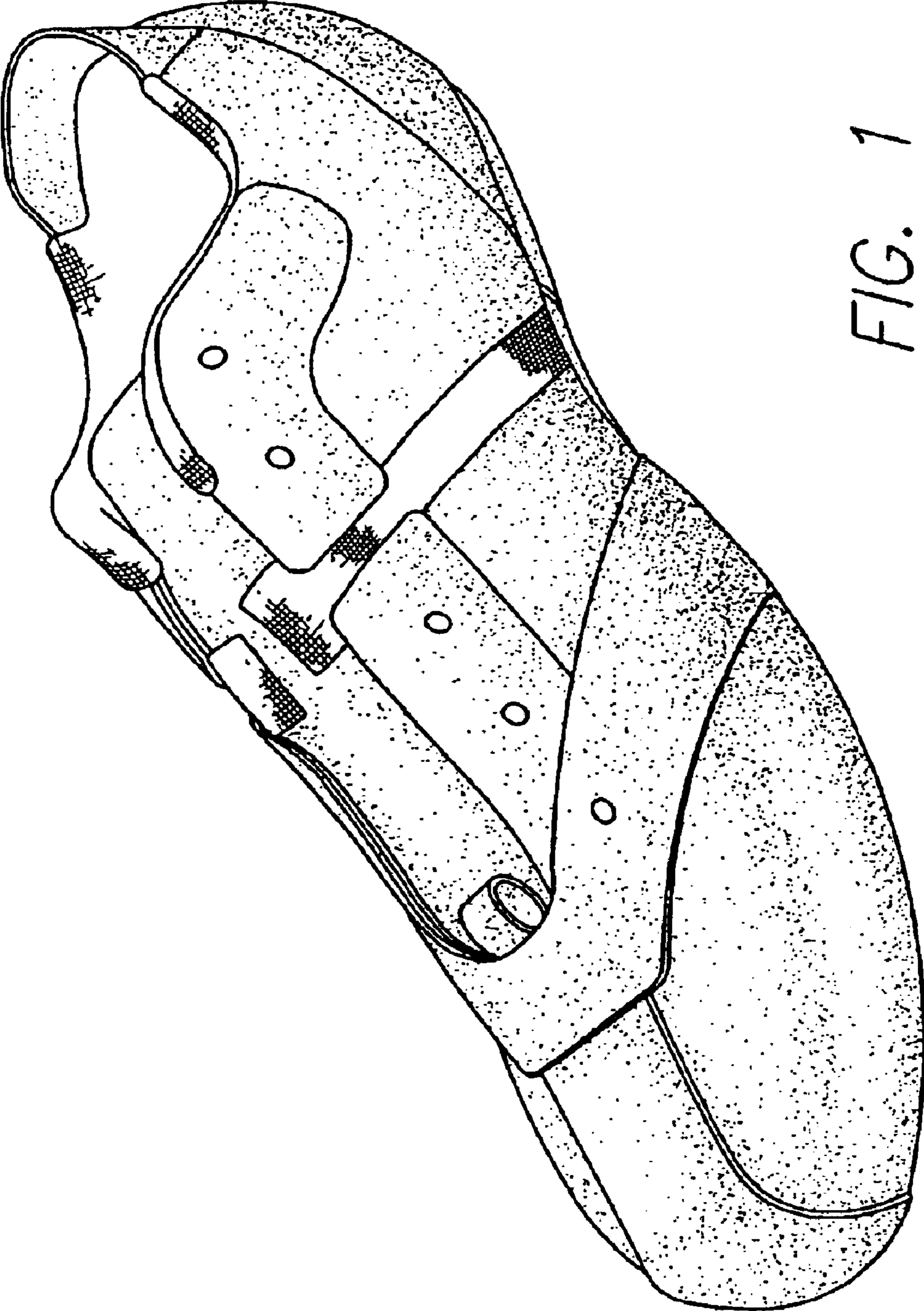


FIG. 1

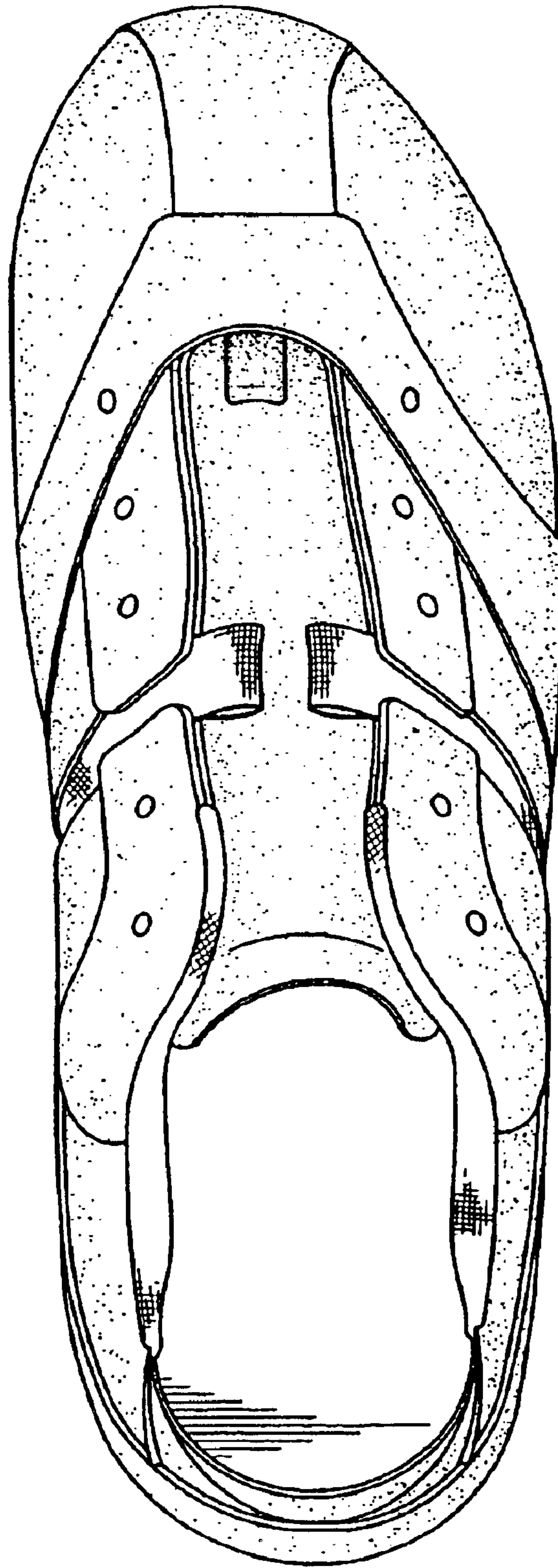


FIG. 2

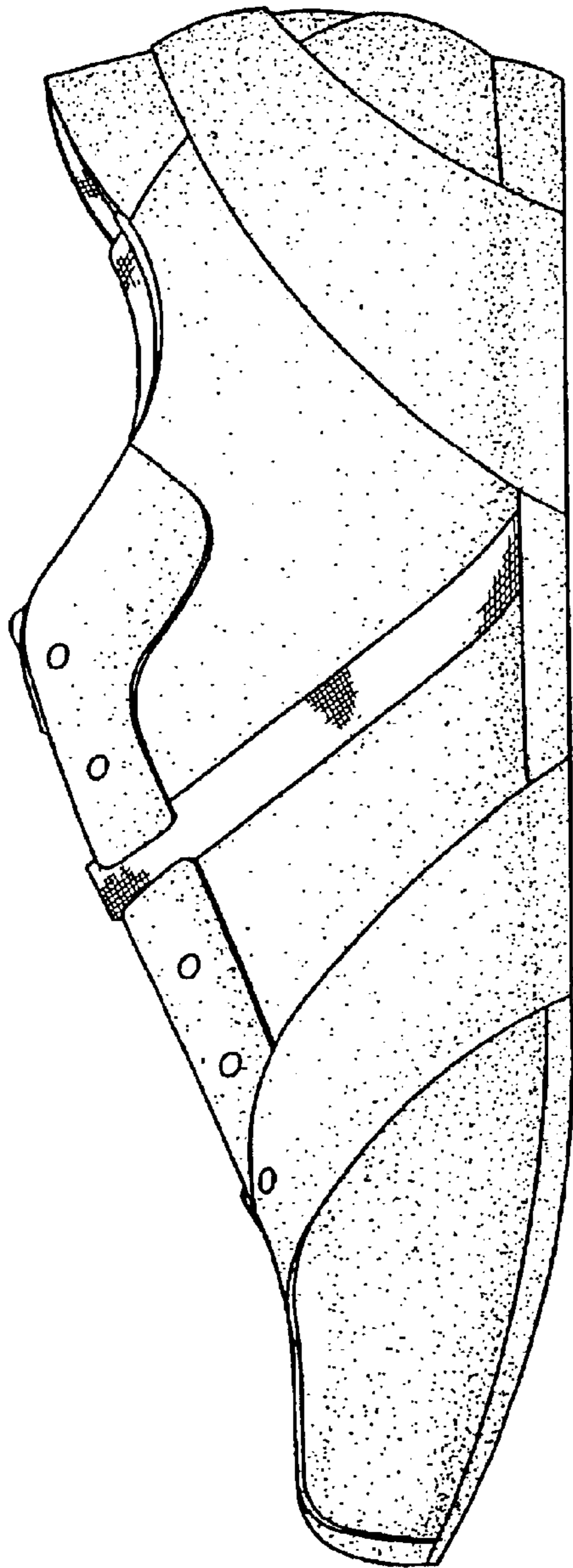


FIG. 3

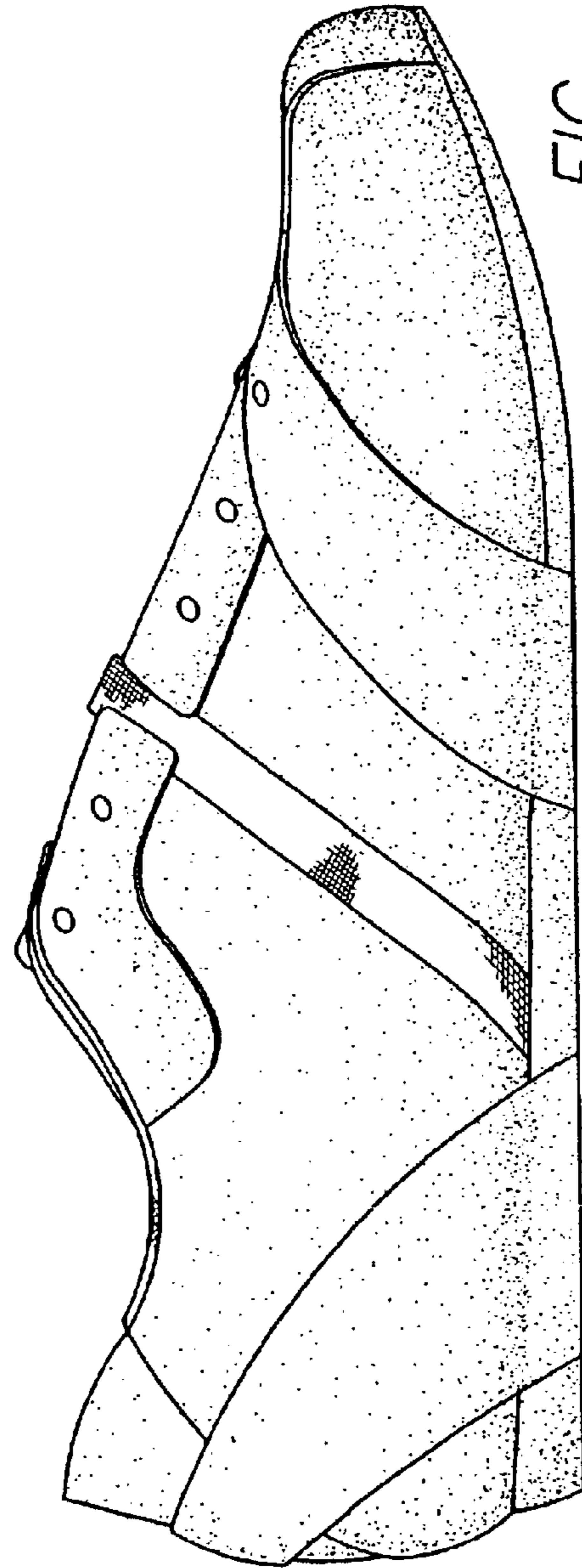


FIG. 4

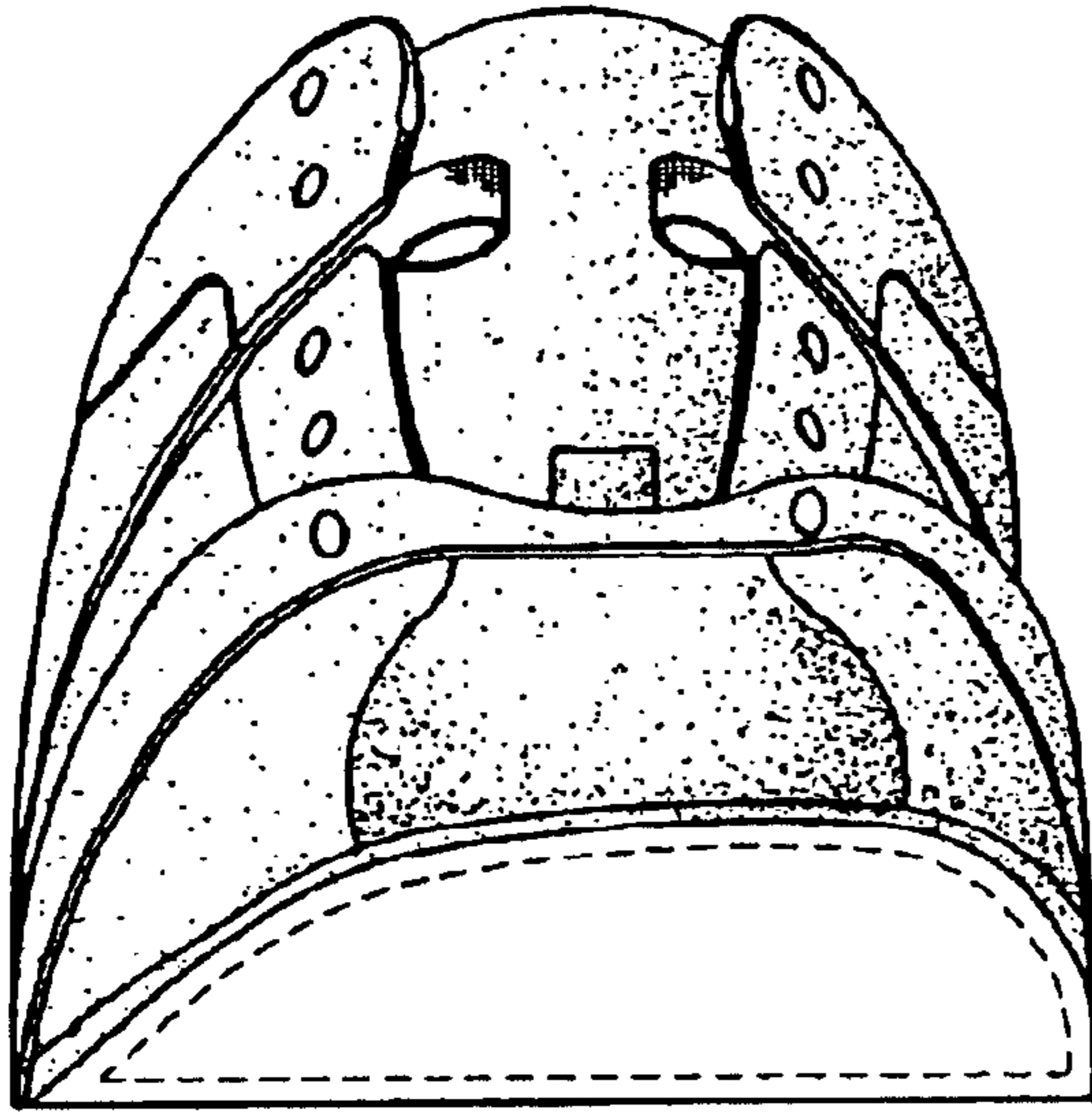


FIG. 5

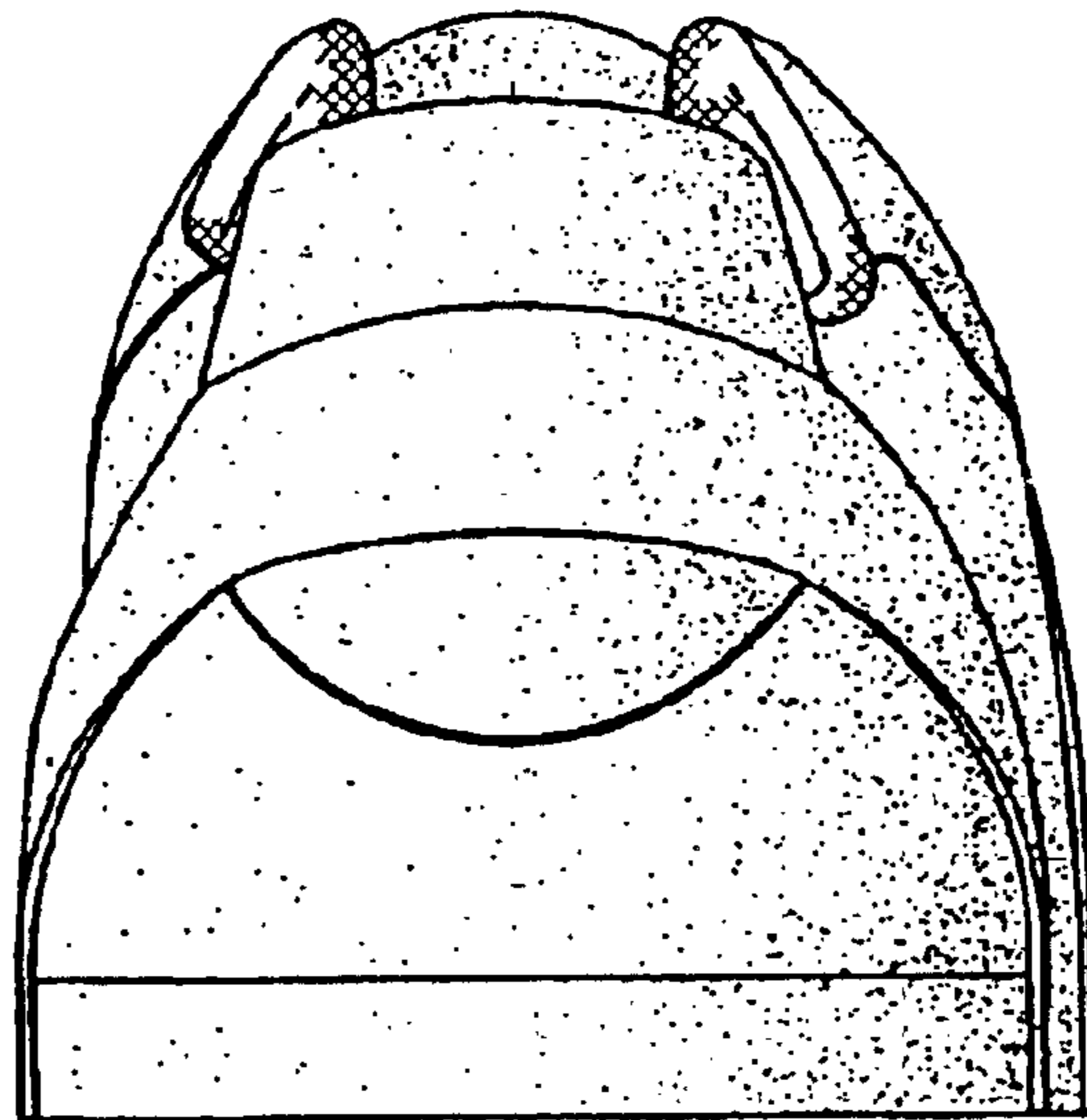


FIG. 6