

US00D499239S

(12) **United States Design Patent**
Burg et al.

(10) **Patent No.: US D499,239 S**

(45) **Date of Patent: ** Dec. 7, 2004**

(54) **FOOTWEAR OUTSOLE**

(75) Inventors: **Christjane Burg**, Ventura, CA (US);
Salvatore Oliva, Winthrop, MA (US)

(73) Assignee: **Global Brand Marketing Inc.**, Santa
Barbara, CA (US)

(**) Term: **14 Years**

(21) Appl. No.: **29/205,417**

(22) Filed: **May 13, 2004**

(51) **LOC (7) Cl. 02-04**

(52) **U.S. Cl. D2/959; D2/953; D2/957;**
D2/960

(58) **Field of Search D2/902, 916, 917,**
D2/946-949, 951-960; 36/3 B, 22 R, 25 R,
30 R, 32 A, 32 R, 59 R, 67 A, 67 B

(56) **References Cited**

U.S. PATENT DOCUMENTS

485,459 A	*	11/1892	Crocker	
D71,338 S		10/1926	Oakley	
D88,881 S	*	1/1933	Hollier	
D120,217 S		4/1940	Daniels	
2,405,498 A	*	8/1946	Gregg	
D200,846 S		4/1965	Bovay	D7/7
D201,372 S		6/1965	Dobson	D34/14
D205,280 S		7/1966	Wolf	D7/5
D291,945 S		9/1987	Kelley et al.	D2/320
D343,053 S	*	1/1994	Blissett	D2/957
D348,148 S		6/1994	Limauro	D2/954
D349,392 S	*	8/1994	Noel	D2/957
5,351,421 A		10/1994	Miers	36/128
5,461,801 A		10/1995	Anderton	36/114
D380,289 S		7/1997	Sand	D2/959
D402,445 S	*	12/1998	Duan	D2/916

D418,662 S	*	1/2000	Bergmans	
D429,552 S		8/2000	Kern	D2/953
D432,294 S	*	10/2000	Wilson	D2/960
D433,558 S	*	11/2000	Matis et al.	D2/959
D433,790 S	*	11/2000	Oliver	D2/957
D435,334 S		12/2000	Wilson	D2/960
D441,176 S		5/2001	Dean	D2/959
D446,917 S	*	8/2001	Brown	D2/961
D472,699 S	*	4/2003	Schroeder et al.	D2/960
D485,426 S	*	1/2004	Di Giralamo	D2/961
D488,916 S	*	4/2004	McClaskie	D2/959
D490,225 S	*	5/2004	McClaskie	D2/960

* cited by examiner

Primary Examiner—Celia A. Murphy

(74) *Attorney, Agent, or Firm*—Jeffer, Mangels, Butler &
Marmaro LLP

(57) **CLAIM**

The ornamental design for a footwear outsole, as shown and
described.

DESCRIPTION

FIG. 1 is a perspective view of a footwear outsole showing
our new design;

FIG. 2 is a left side elevational view thereof;

FIG. 3 is a right side elevational view thereof;

FIG. 4 is a bottom plan view thereof;

FIG. 5 is a top plan view thereof;

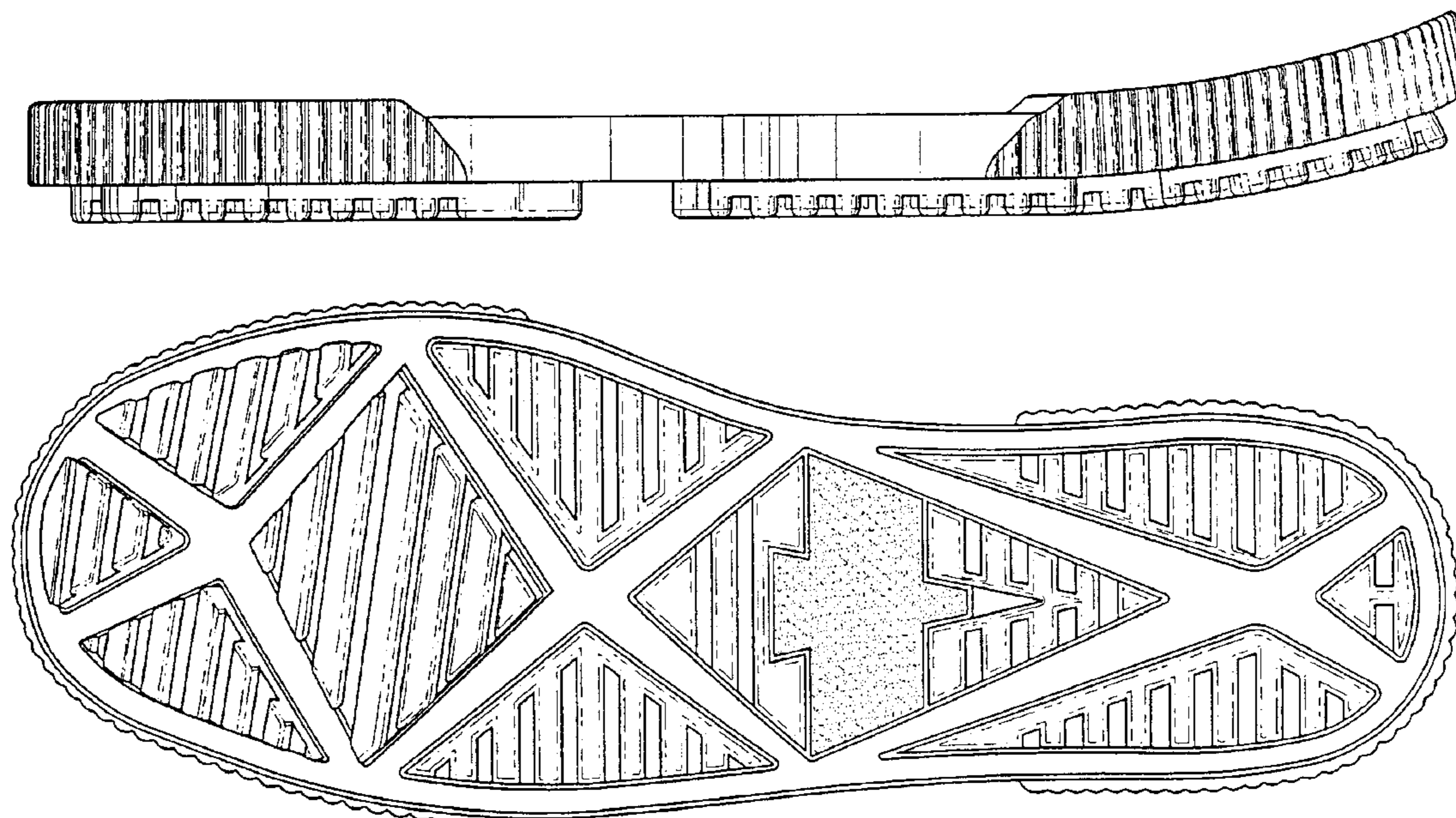
FIG. 6 is a front elevational view thereof; and,

FIG. 7 is a rear elevational view thereof.

The broken lines shown in FIGS. 5 and 7 are provided only
to show that the inside surface of the outsole forms no part
of the claimed design.

The broken lines also define the boundary of the design; the
area within, forming no part of the claim.

1 Claim, 5 Drawing Sheets



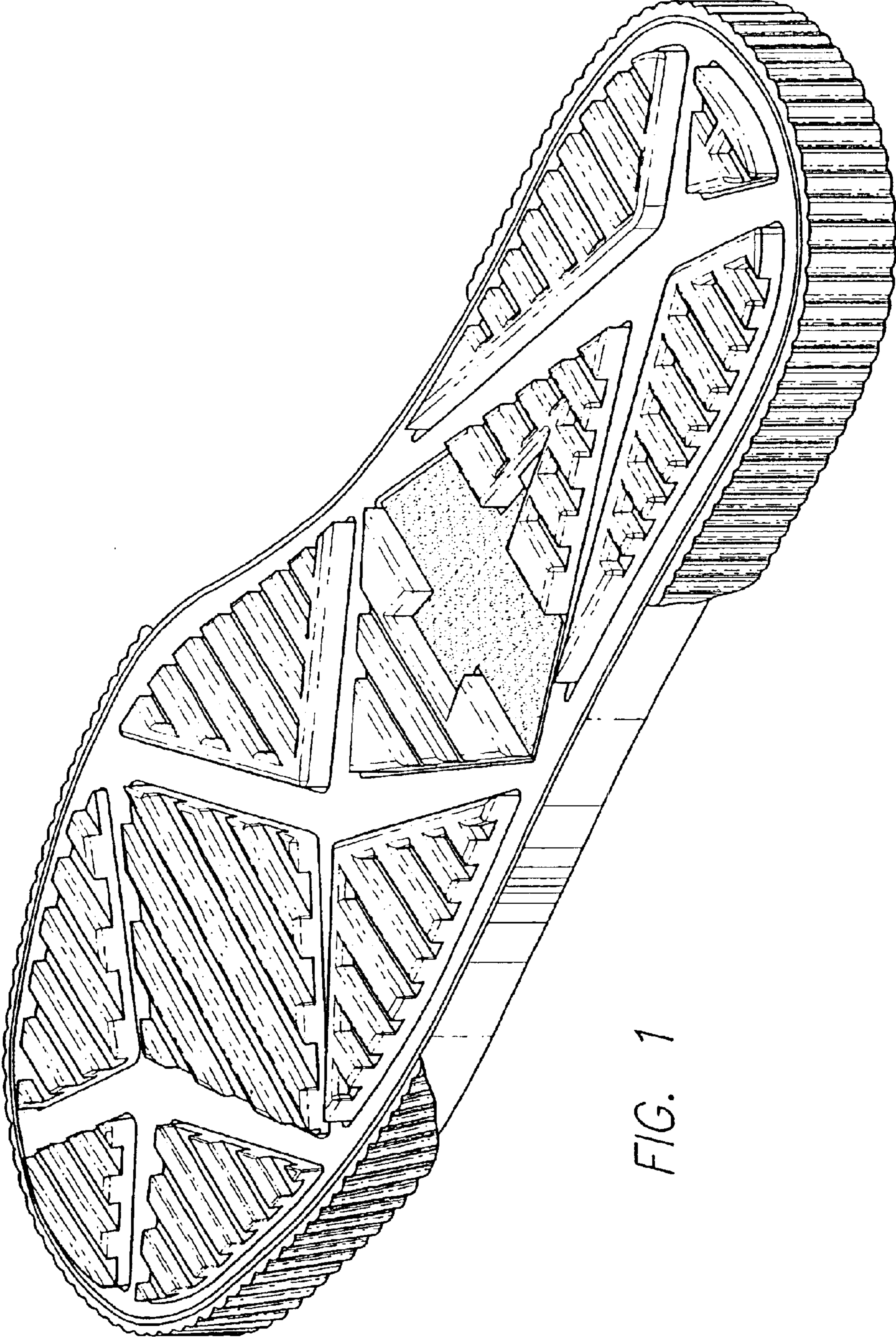


FIG. 1

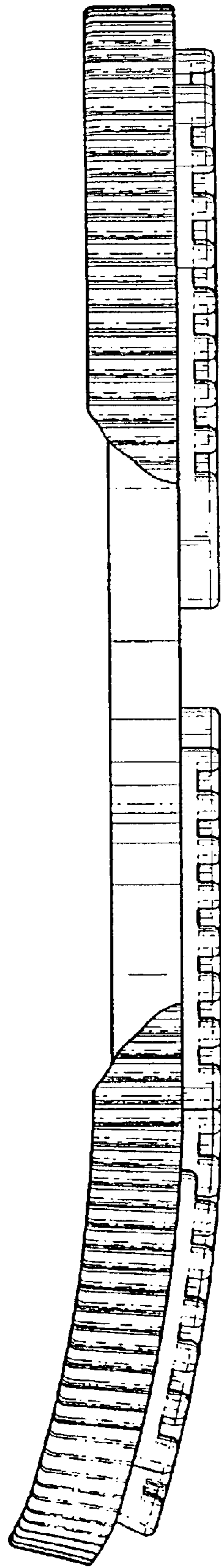


FIG. 2

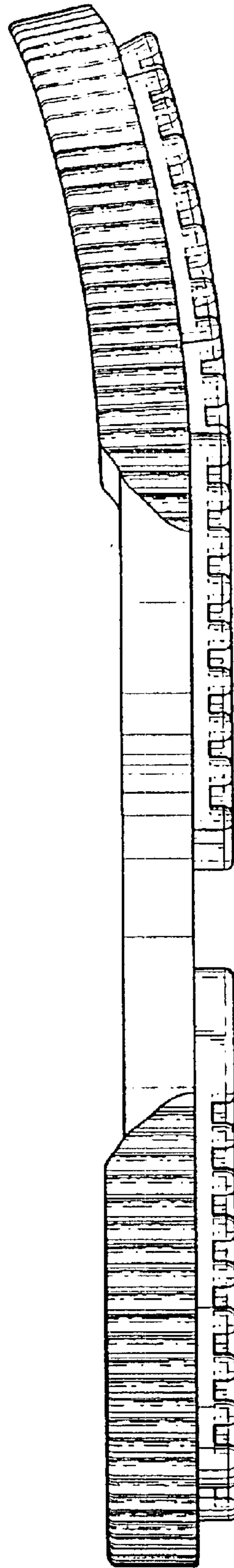


FIG. 3

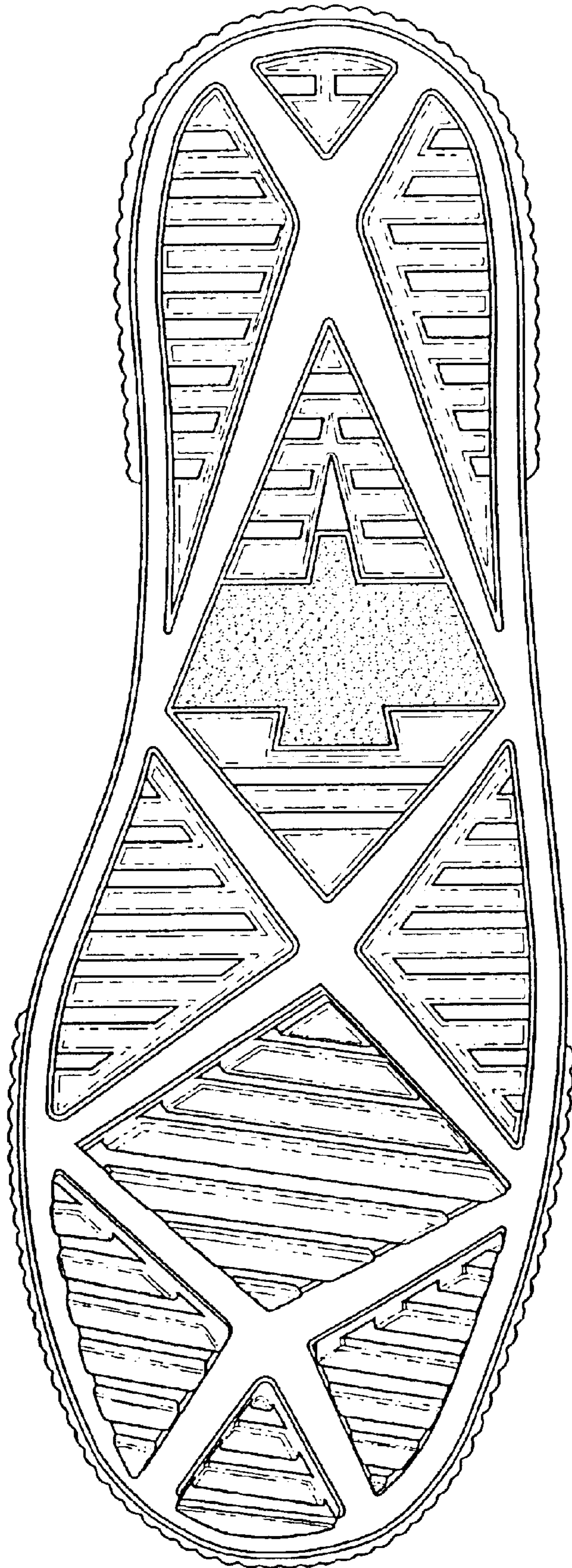


FIG. 4

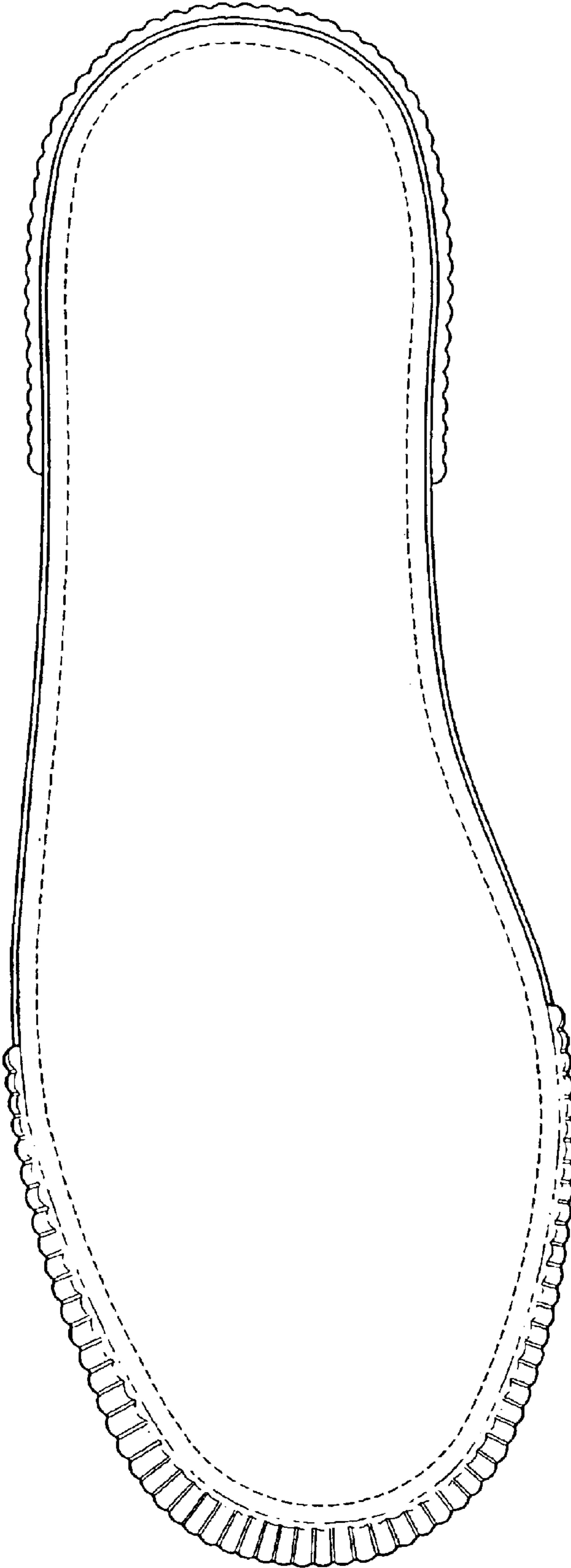


FIG. 5




FIG. 6

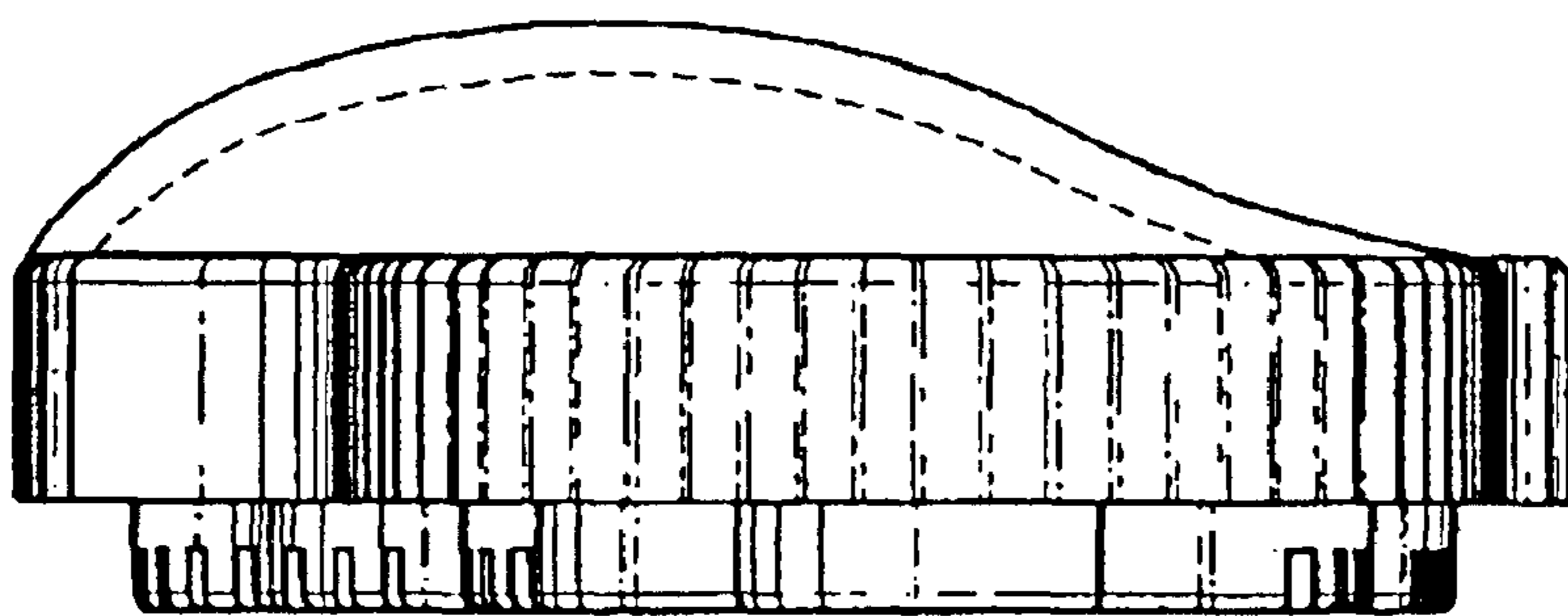


FIG. 7