

US00D499232S

(12) **United States Design Patent**
Sakai et al.

(10) **Patent No.:** **US D499,232 S**

(45) **Date of Patent:** **** Dec. 7, 2004**

(54) **FOOTWEAR**

(75) **Inventors:** **Kurtis Sakai**, Ventura, CA (US); **Paolo Gatta**, Paese (IT)

(73) **Assignee:** **Tecnica SpA**, Treviso (IT)

(**) **Term:** **14 Years**

(21) **Appl. No.:** **29/187,397**

(22) **Filed:** **Aug. 1, 2003**

(51) **LOC (7) Cl.** **02-04**

(52) **U.S. Cl.** **D2/902; D2/908**

(58) **Field of Search** D2/907, 908, 943,
D2/944, 969, 970, 972-974, 902, 951, 953-958;
36/45, 50.1, 77 M, 77 R, 83, 88, 113, 114,
126-130

(56) **References Cited**

U.S. PATENT DOCUMENTS

D357,574 S * 4/1995 Morris D2/970
D449,924 S * 11/2001 O'Boyle D2/972
D467,722 S * 12/2002 Wahoske D2/972

D474,877 S * 5/2003 Belley et al. D2/953
D475,182 S * 6/2003 Matis D2/956
D476,145 S * 6/2003 Adams et al. D2/969
D480,553 S * 10/2003 Adams et al. D2/969
D484,674 S * 1/2004 Issler D2/953

* cited by examiner

Primary Examiner—Dominic Simone

(74) *Attorney, Agent, or Firm*—Birch, Stewart, Kolasch & Birch, LLP

(57) **CLAIM**

The ornamental design for footwear, as shown and described.

DESCRIPTION

FIG. 1 is a right side view of footwear showing our new design;

FIG. 2 is a left side view thereof;

FIG. 3 is a rear elevational view thereof;

FIG. 4 is a front elevational view thereof;

FIG. 5 is a bottom plan view thereof; and,

FIG. 6 is a top plan view thereof.

1 Claim, 6 Drawing Sheets

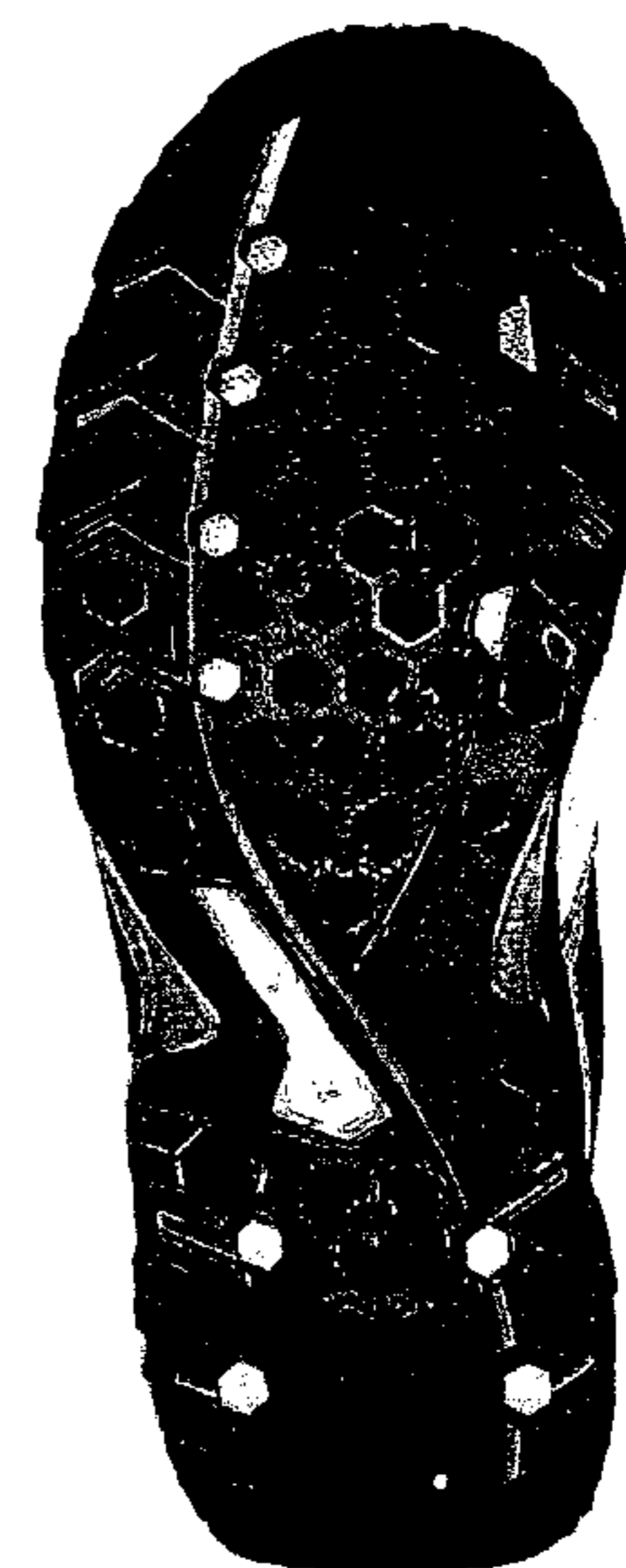




Fig. 1



Fig. 2



Fig. 3



Fig. 4

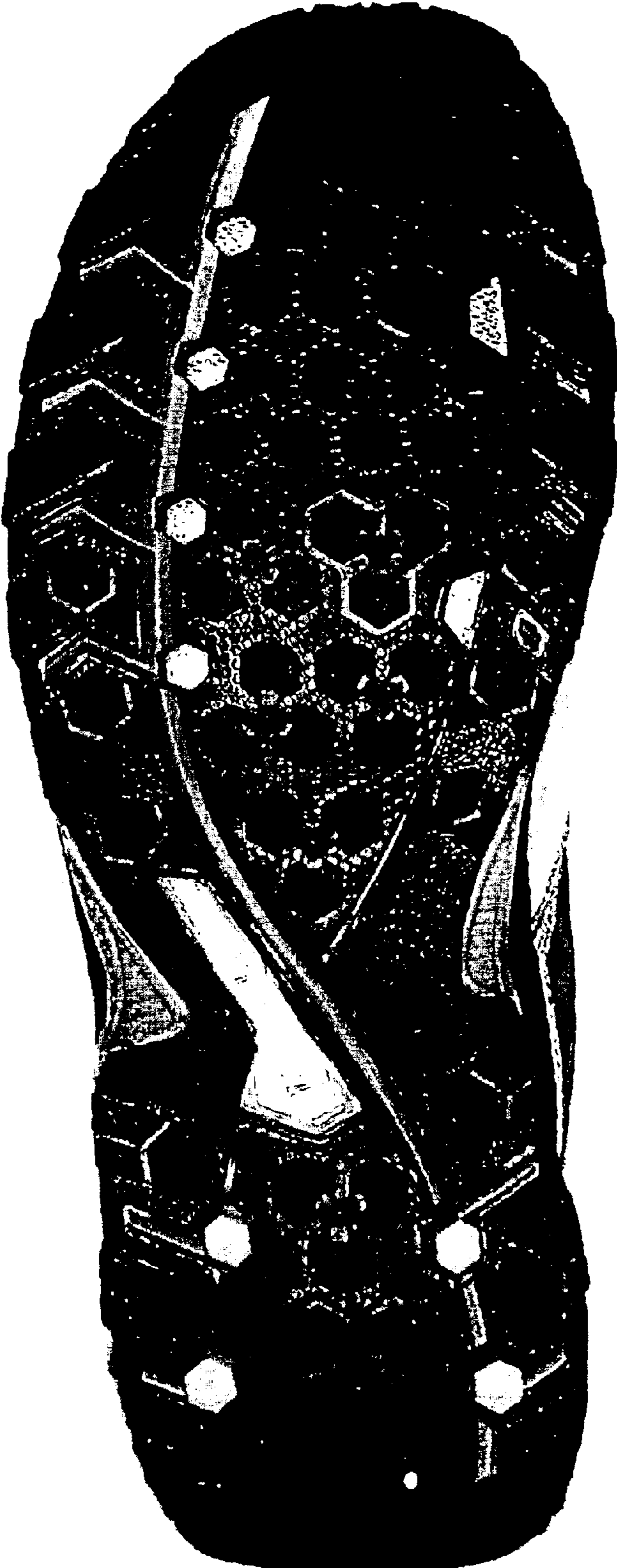


Fig. 5

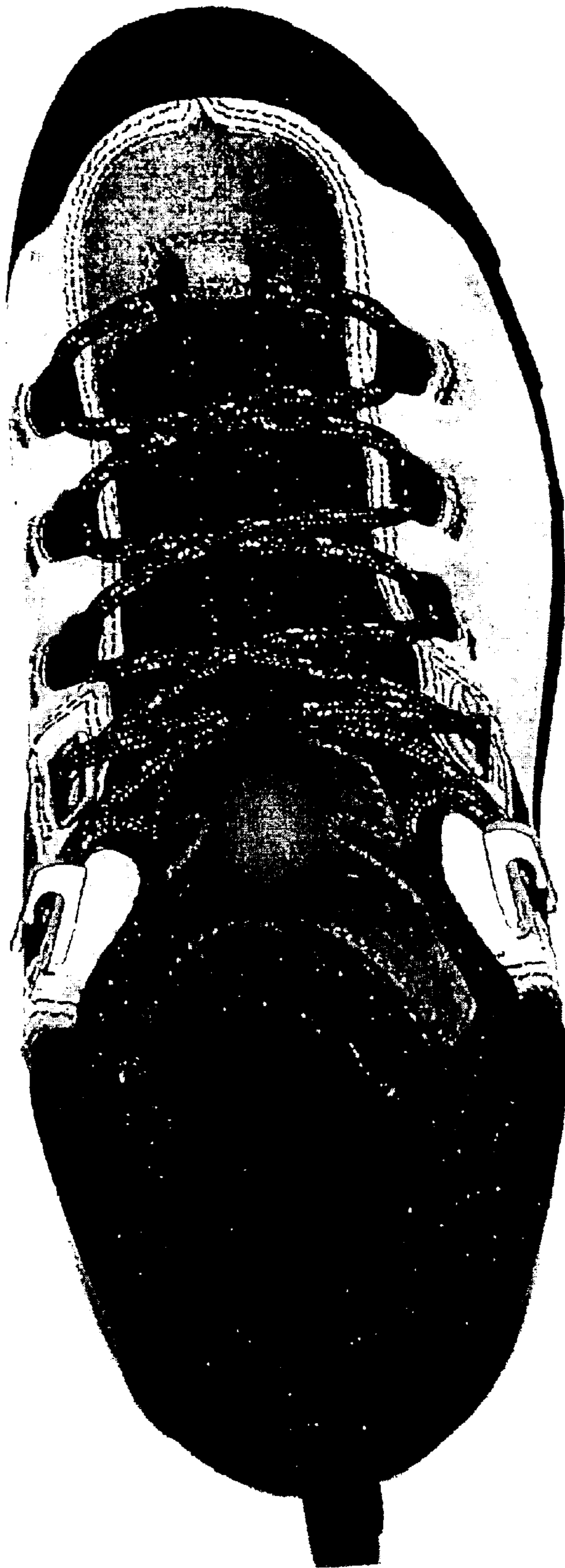


Fig. 6