

US00D499205S

(12) **United States Design Patent**  
**Wong**

(10) **Patent No.:** **US D499,205 S**

(45) **Date of Patent:** **\*\* Nov. 30, 2004**

(54) **LIGHTER**

D443,719 S \* 6/2001 Chen ..... D27/157

(76) **Inventor:** **Chi Lam Wong**, 1617 Euclid Ave., San Gabriel, CA (US) 91776

\* cited by examiner

*Primary Examiner*—Jennifer Rivard

(\*\*) **Term:** **14 Years**

(57) **CLAIM**

(21) **Appl. No.:** **29/192,018**

The ornamental design for a lighter, as shown.

(22) **Filed:** **Oct. 17, 2003**

**DESCRIPTION**

(51) **LOC (7) Cl.** ..... **27-05**

FIG. 1 is an isometric front view of a lighter of the present invention;

(52) **U.S. Cl.** ..... **D27/157; D27/159**

FIG. 2 is a front elevational view of a lighter of FIG. 1;

(58) **Field of Search** ..... D27/141, 142,

FIG. 3 is a rear elevational view of a lighter of FIG. 1;

D27/157, 159; 431/143, 151, 153, 253–256,

FIG. 4 is a left side elevational view of a lighter of FIG. 1;

267, 273, 277

FIG. 5 is a right side elevational view of a lighter of FIG. 1;

(56) **References Cited**

FIG. 6 is a top view of a lighter of FIG. 1; and,

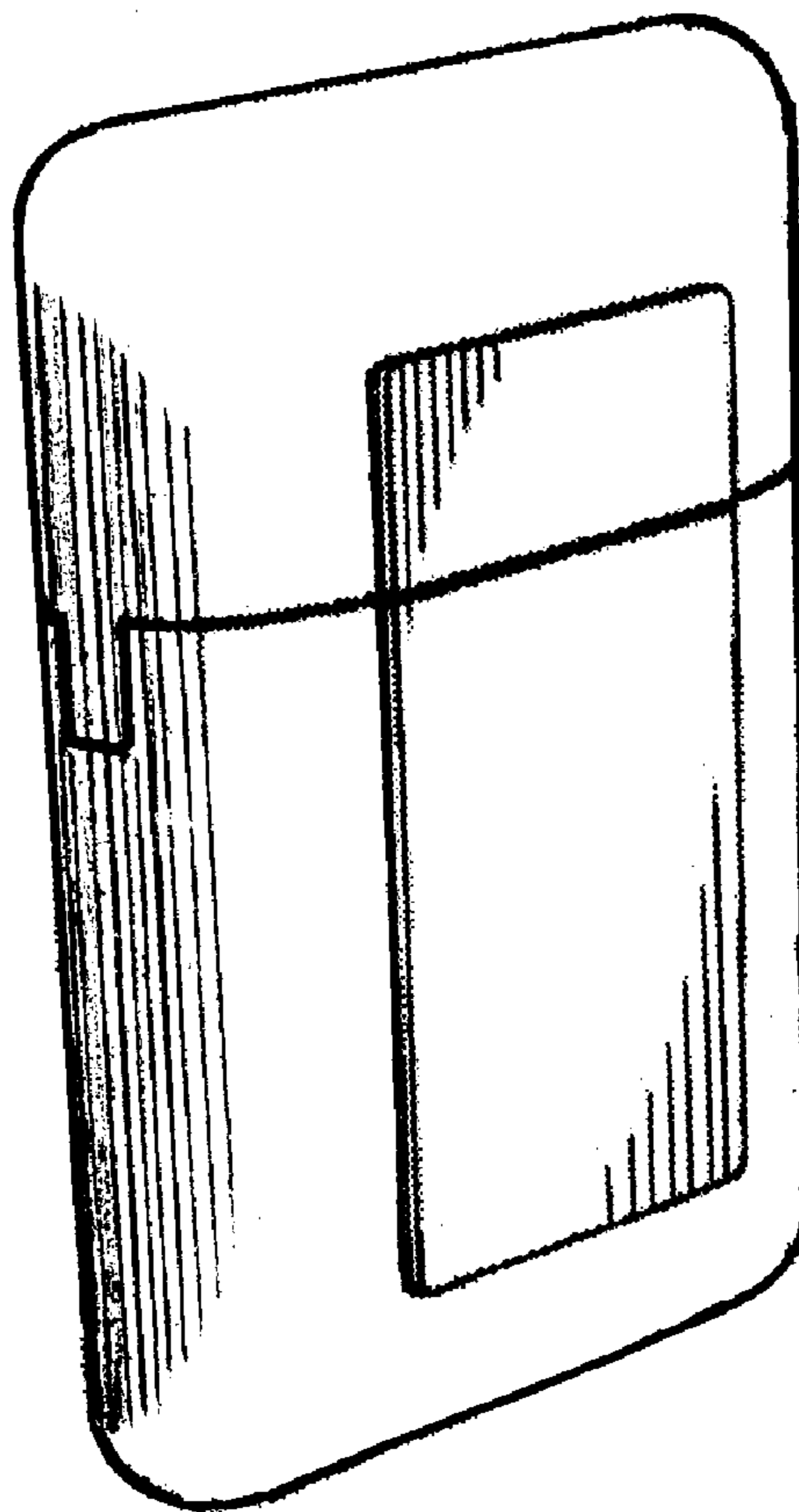
**U.S. PATENT DOCUMENTS**

FIG. 7 is a bottom view of a lighter of FIG. 1.

D339,209 S \* 9/1993 Ichikawa ..... D27/157

D397,825 S \* 9/1998 Segawa ..... D27/159

**1 Claim, 2 Drawing Sheets**






FIG. 1

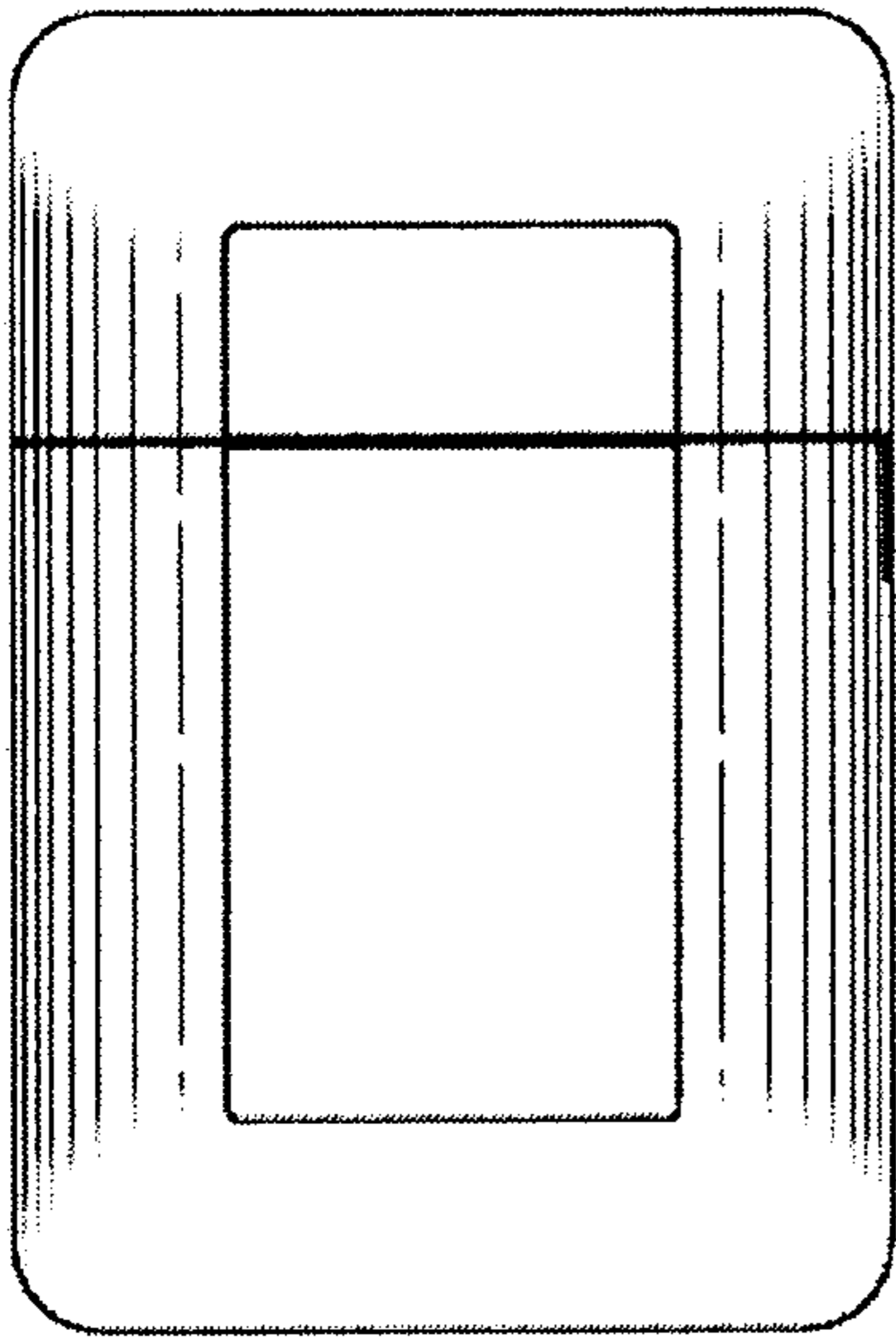


FIG. 2

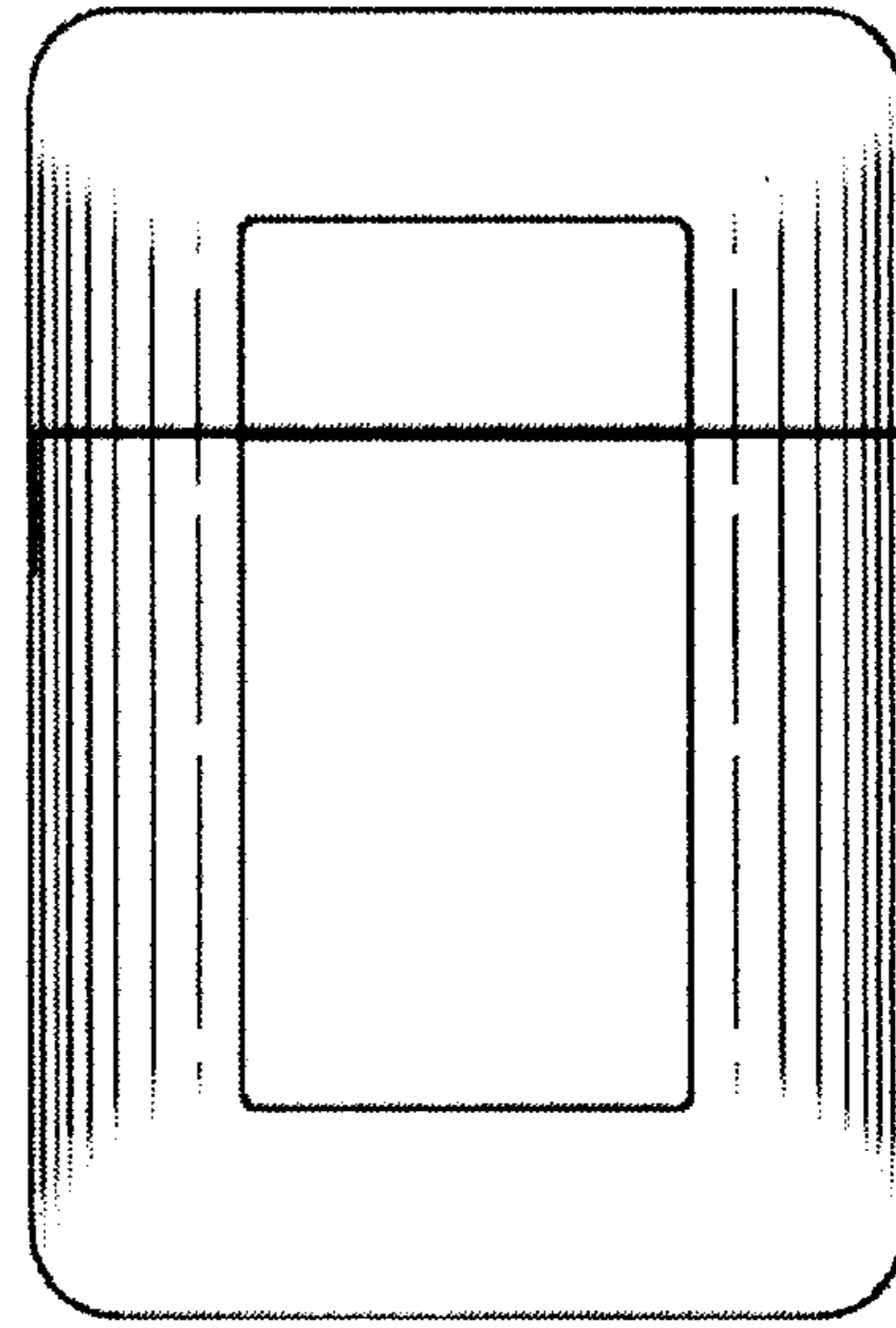


FIG. 3

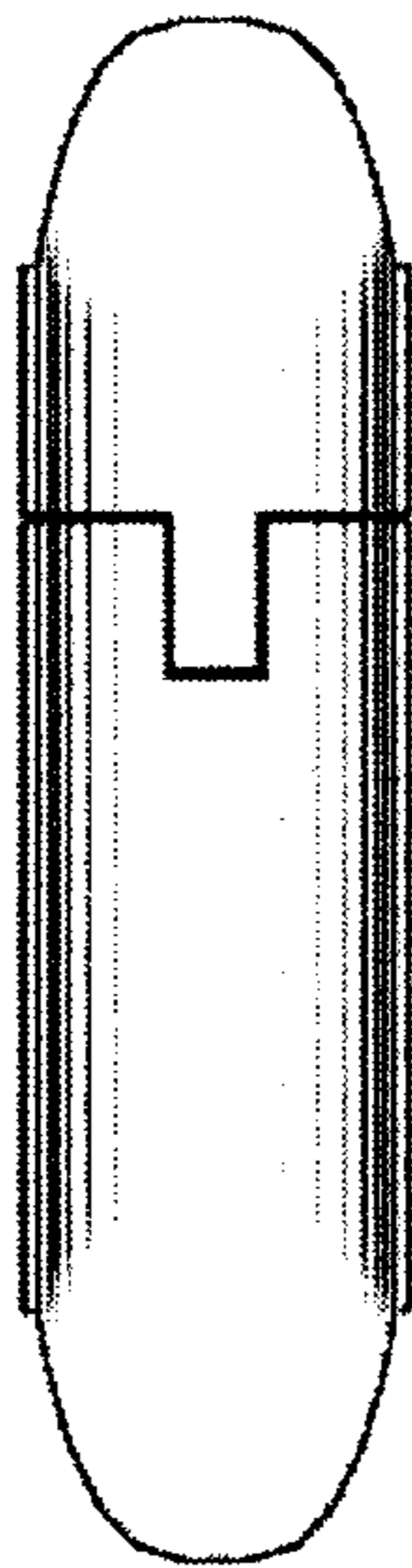


FIG. 4




FIG. 5




FIG. 6




FIG. 7