



US00D499203S

(12) **United States Design Patent**
Bayer

(10) **Patent No.:** **US D499,203 S**

(45) **Date of Patent:** **** Nov. 30, 2004**

(54) **LIGHT FIXTURE**

(75) **Inventor:** **George Bayer**, Plattsburgh, NY (US)

(73) **Assignee:** **Schonbek Worldwide Lighting, Inc.**,
Plattsburgh, NY (US)

(**) **Term:** **14 Years**

(21) **Appl. No.:** **29/195,257**

(22) **Filed:** **Dec. 9, 2003**

(51) **LOC (7) Cl.** **26-99**

(52) **U.S. Cl.** **D26/154; D26/81**

(58) **Field of Search** **D26/72, 73, 80-92,**
D26/142-144, 154, 155; D11/22, 25; 362/147,
404-408, 806, 300, 307, 311

(56) **References Cited**

U.S. PATENT DOCUMENTS

D63,528 S	*	12/1923	Warman	D26/81
D186,023 S	*	9/1959	Burnbaum	D11/125
D204,078 S	*	3/1966	Page	D26/81
5,241,460 A	*	8/1993	Schonbek	362/405
D397,820 S	*	9/1998	Miranda	D26/81
5,873,652 A	*	2/1999	Bayer et al.	362/405
6,079,855 A	*	6/2000	Azeredo et al.	362/356
D483,514 S	*	12/2003	Cuevas et al.	D26/81

OTHER PUBLICATIONS

World Imports Catalog #17 (c)1990. (1 page), Item 29-19 on p. 80., From Examiner's Lighting Catalog Collection—TC2900.*

Framburg Catalog 2001. (1 page), Item 8426 on p. 113., Ex's catalog collection—TC2900.*

“Beaux Arts” Fine Art Lamps, 1995, p. Q-1.

“Crystal Chandelier”, unknown, one page.

* cited by examiner

Primary Examiner—Clare E Heflin

(74) *Attorney, Agent, or Firm*—Heslin Rothenberg Farley & Mesiti P.C.

(57) **CLAIM**

The ornamental design for a light fixture, as shown and described.

DESCRIPTION

FIG. 1 is a front perspective view of the light fixture comprising my new design;

FIG. 2 is a front elevational view thereof;

FIG. 3 is a side elevational view thereof which is an identical mirror image of the other side;

FIG. 4 is a back elevational view thereof;

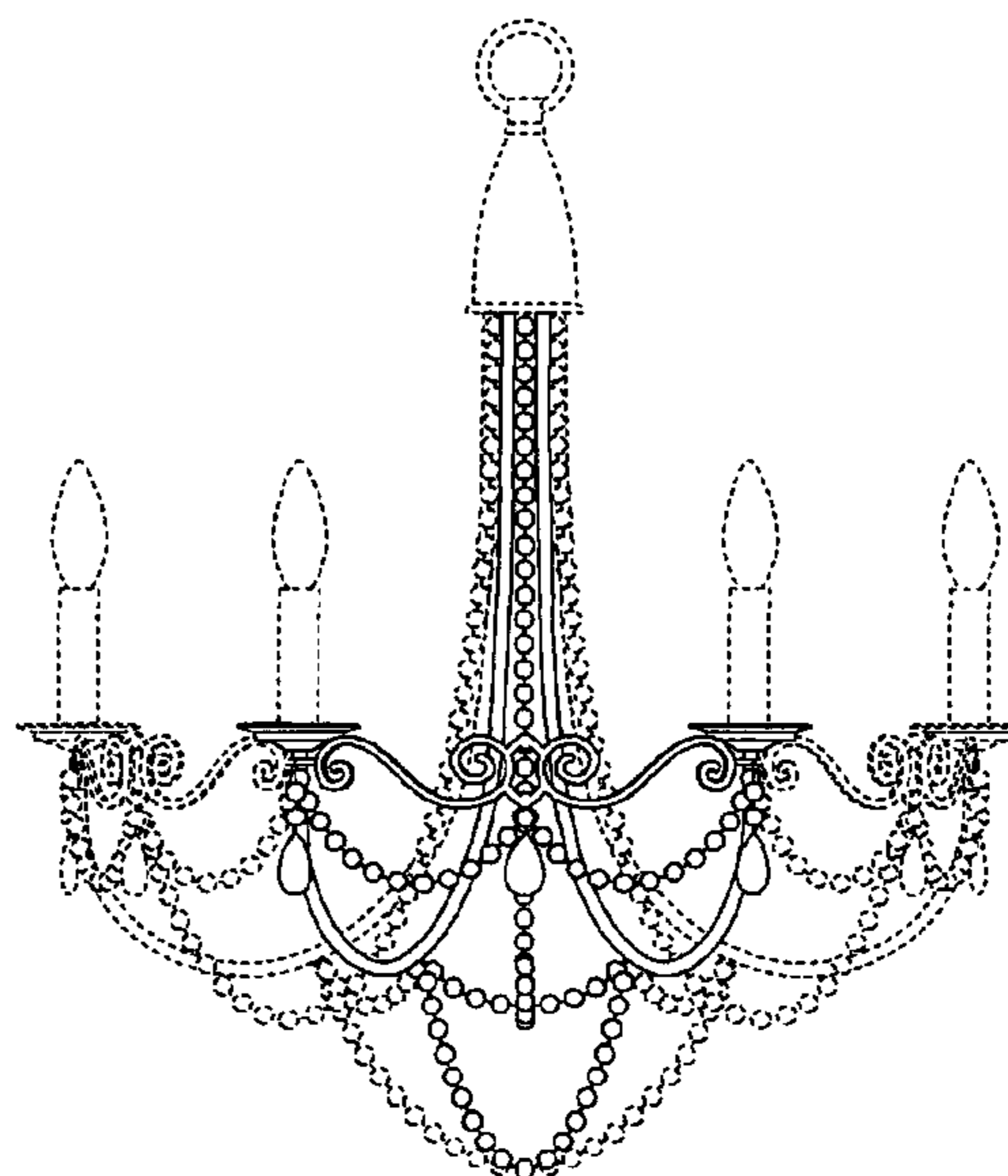

FIG. 5 is a top plan view thereof; and,

FIG. 6 is a bottom plan view thereof.

FIG. 1-FIG. 6 showing chains of translucent crystals defining arcs in space and crystal drop ornamentation.

The broken lines shown are for illustrative purposes only and form no part of the claimed design.

1 Claim, 6 Drawing Sheets






FIG. 1




FIG. 2

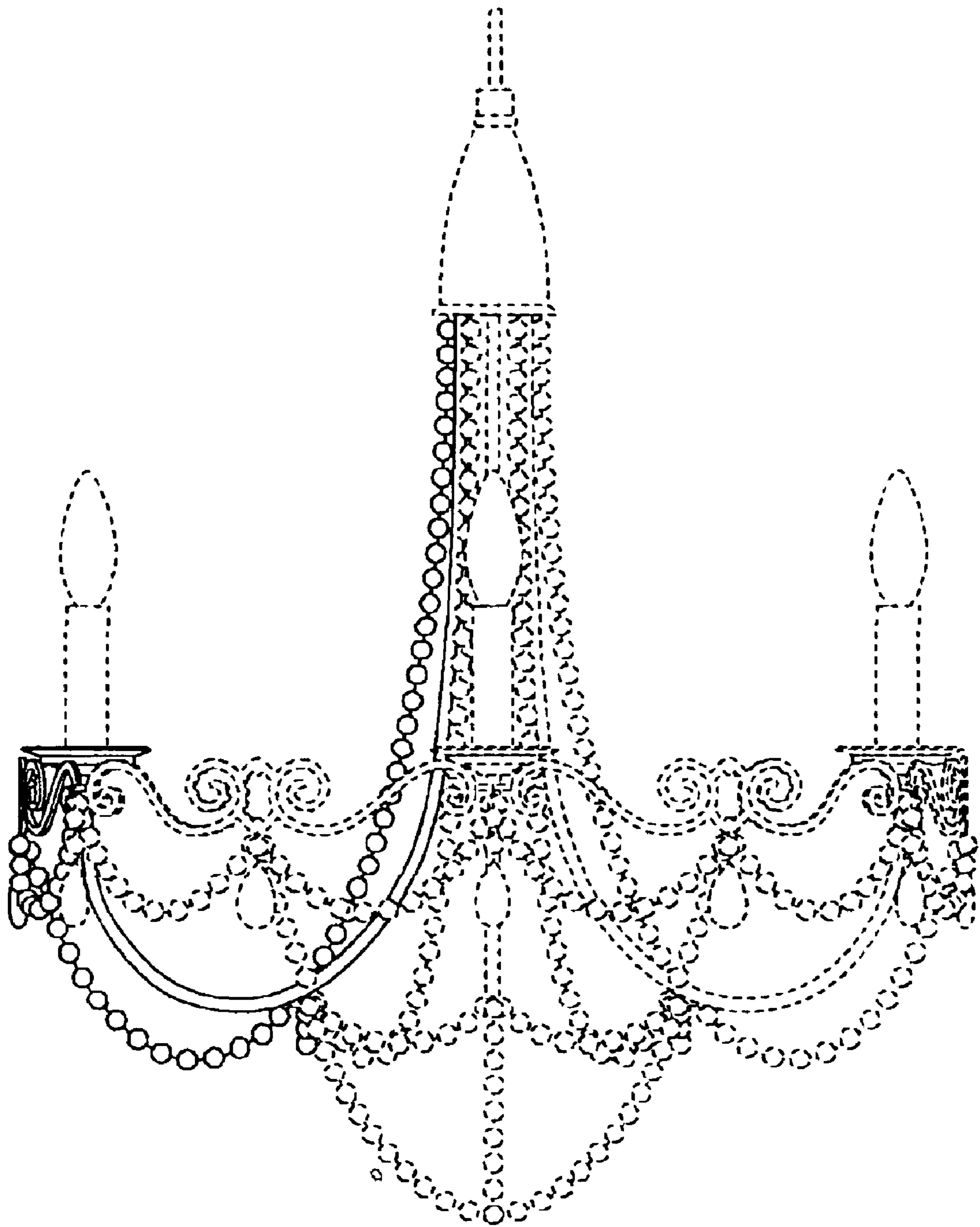


FIG. 3

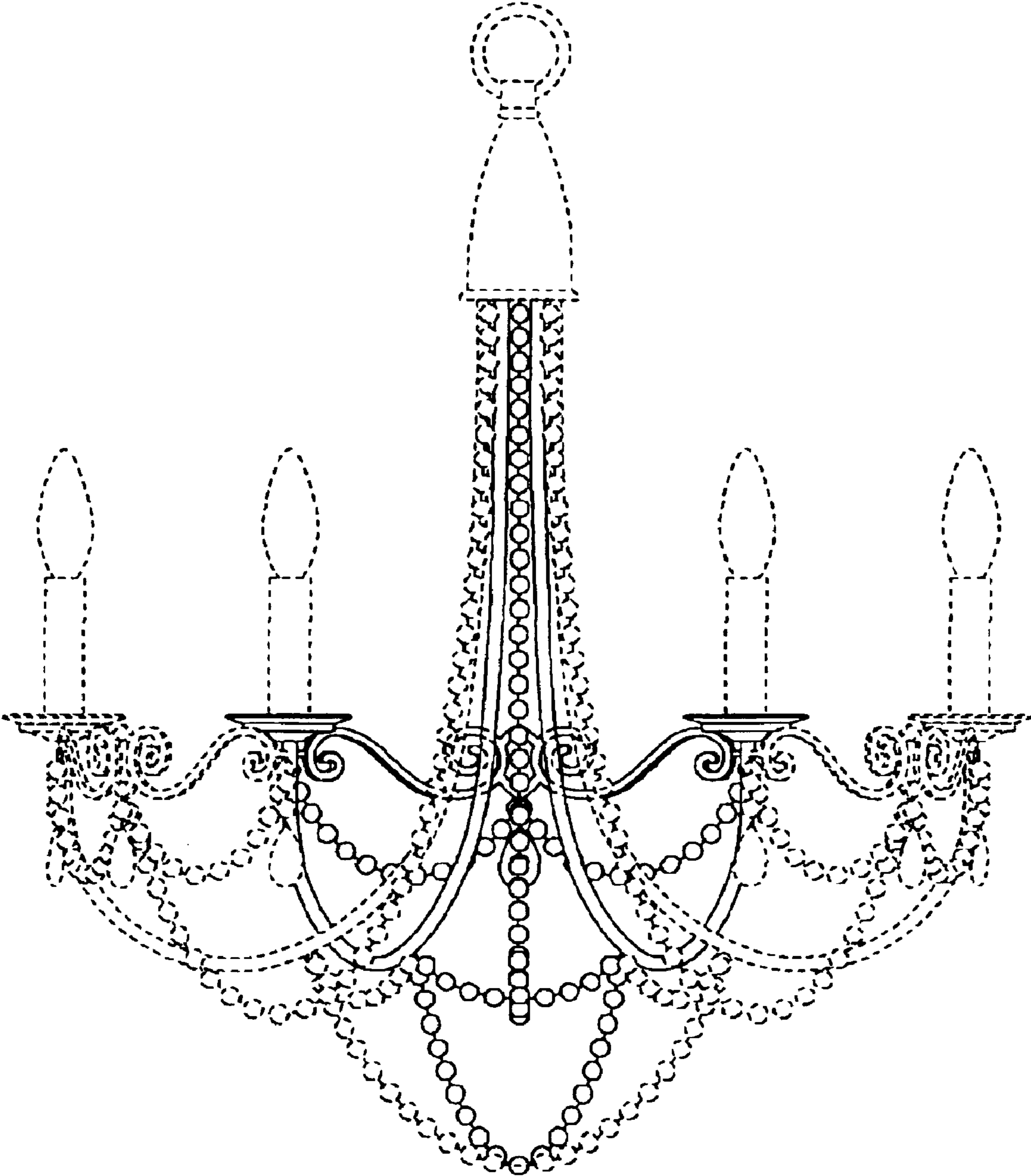


FIG. 4

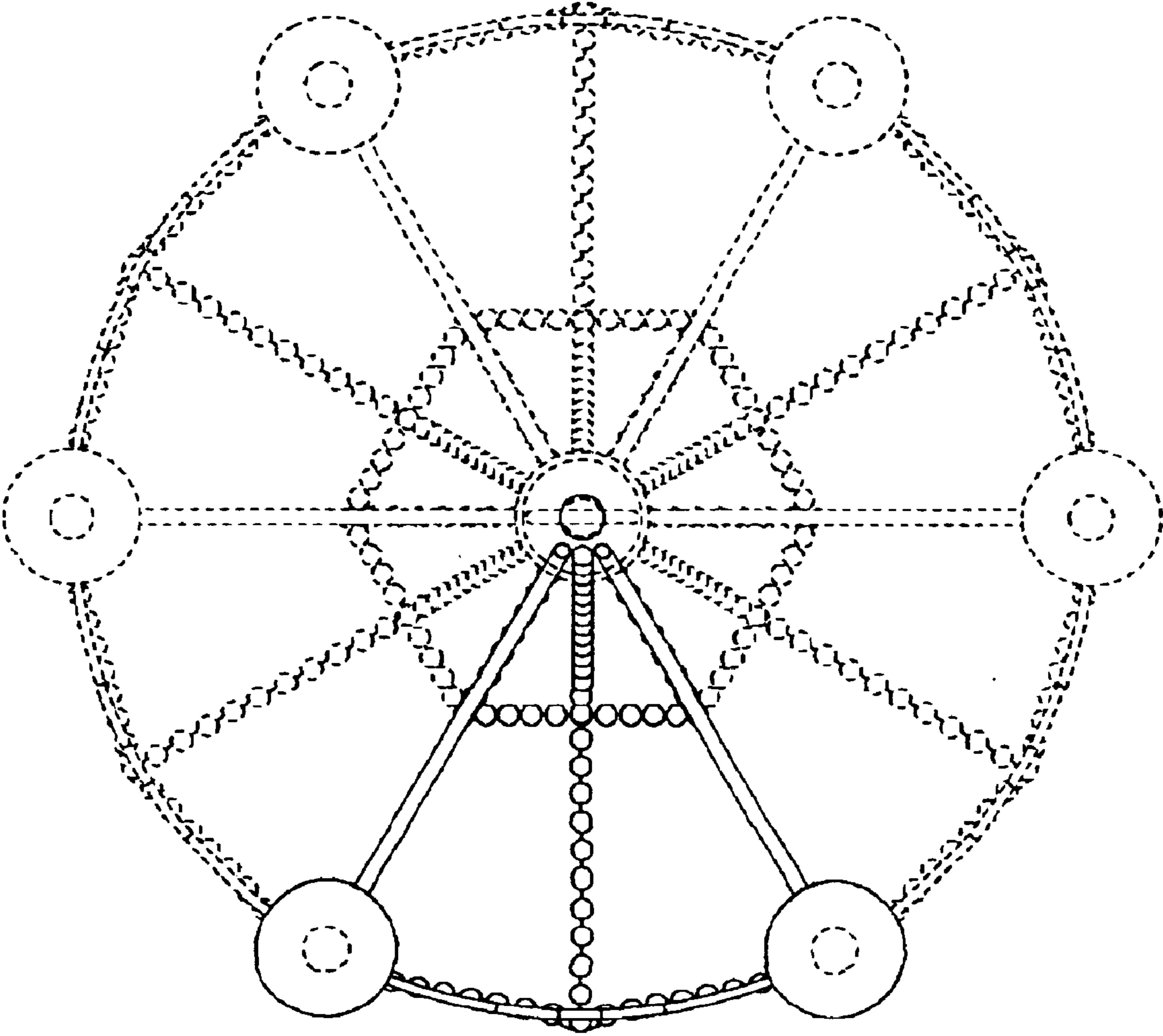


FIG. 5

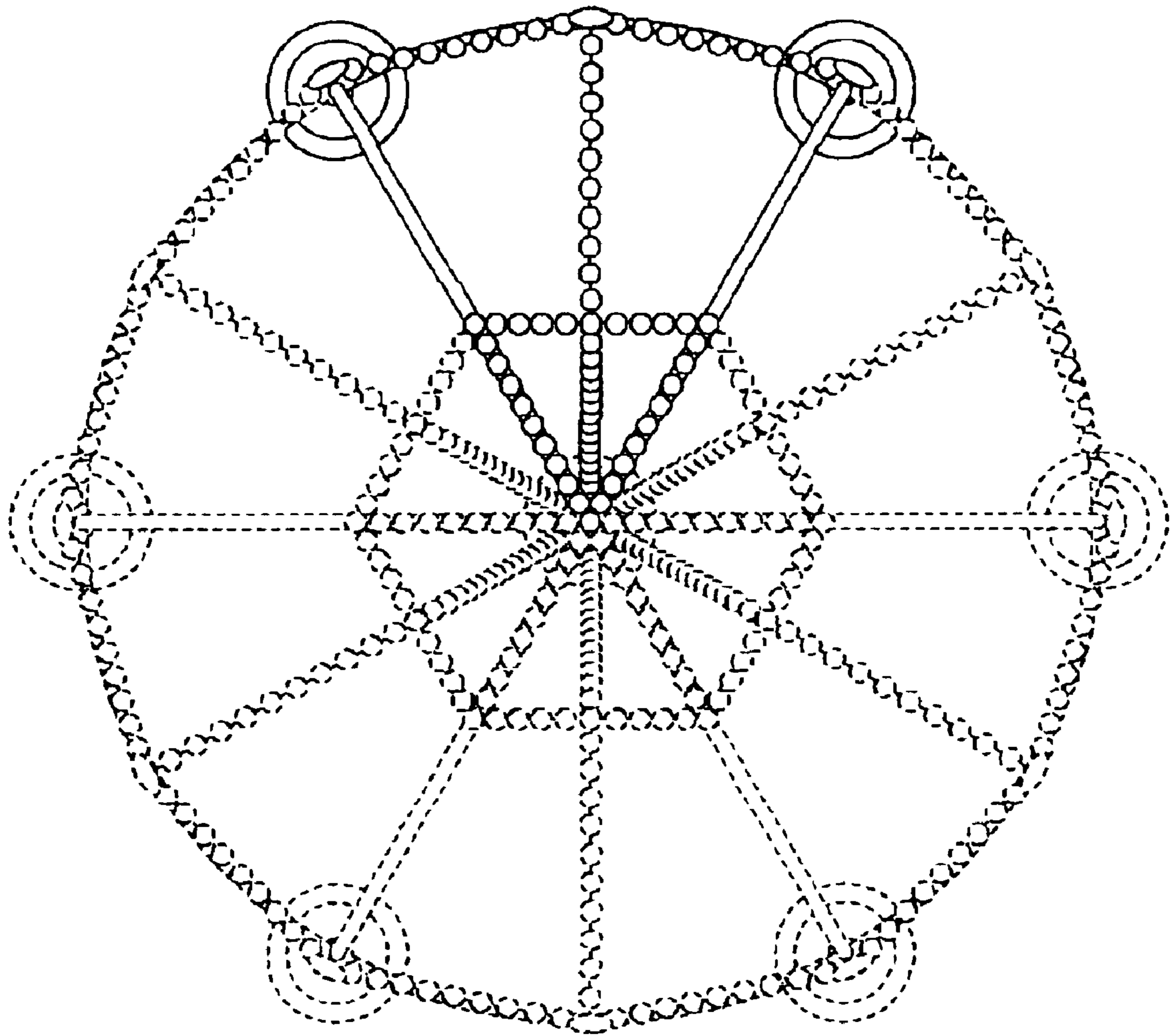


FIG. 6