

US00D499196S

(12) **United States Design Patent** (10) **Patent No.:** **US D499,196 S**  
**Crawley et al.** (45) **Date of Patent:** **\*\* Nov. 30, 2004**

(54) **TILE MOSAIC**

(76) Inventors: **Myles Crawley**, P.O. Box 200217,  
Denver, CO (US) 80220-0217; **Dănica**  
**L. Lisle-Crawley**, P.O. Box 200217,  
Denver, CO (US) 80220-0217

(\*\*) **Term:** **14 Years**(21) **Appl. No.:** **29/192,709**(22) **Filed:** **Oct. 28, 2003****Related U.S. Application Data**

(62) Division of application No. 29/175,808, filed on Feb. 10,  
2003, now Pat. No. Des. 481,469, which is a division of  
application No. 29/157,637, filed on Mar. 21, 2002, now Pat.  
No. Des. 477,092.

(51) **LOC (7) Cl.** ..... **25-01**(52) **U.S. Cl.** ..... **D25/160**(58) **Field of Search** ..... D25/160, 162,  
D25/138, 163, 157, 159, 161; 52/311.1,  
314, 316(56) **References Cited****U.S. PATENT DOCUMENTS**

D115,622 S 7/1939 Jewett  
D405,200 S \* 2/1999 Hines ..... D25/160

\* cited by examiner

*Primary Examiner*—Doris Clark(74) *Attorney, Agent, or Firm*—Heimbecher & Assoc., LLC(57) **CLAIM**

We claim the ornamental design for a tile mosaic, as shown  
and described.

**DESCRIPTION**

FIG. 1 is a front elevation of a first embodiment of the tile  
mosaic according to the present invention;

FIG. 2 is a right side view of the tile mosaic of FIG. 1, the  
left side view being a mirror image thereof;

FIG. 3 is a bottom view of the tile mosaic of FIG. 1, the top  
view being a mirror image thereof;

FIG. 4 is a front elevation of a second embodiment of the tile  
mosaic according to the present invention;

FIG. 5 is a right side view of the tile mosaic of FIG. 4, the  
left side view being a mirror image thereof;

FIG. 6 is a bottom view of the second embodiment depicted  
in FIG. 4, the top view being a mirror image thereof;

FIG. 7 is a front elevation of a third embodiment of the tile  
mosaic according to the present invention;

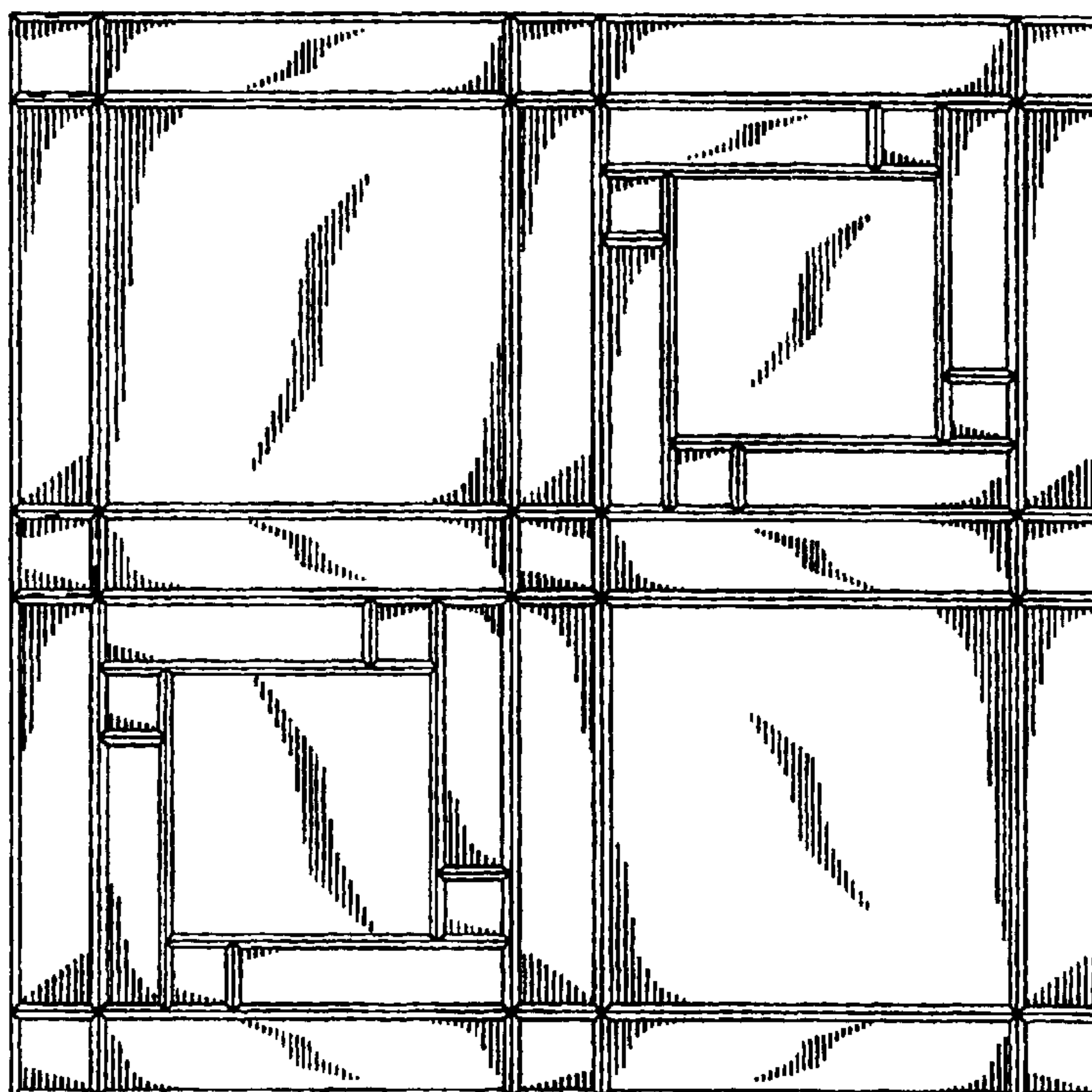
FIG. 8 is a right side view of the tile mosaic of FIG. 7, the  
left side view being a top-to-bottom inverted mirror image  
thereof;

FIG. 9 is a bottom view of the tile mosaic of FIG. 7, the top  
view being a left-to-right inverted mirror image thereof;

FIG. 10 is a front elevation of a fourth embodiment of the  
tile mosaic according to the present invention;

FIG. 11 is a right side view of the tile mosaic of FIG. 10, the  
left side view being a top-to-bottom inverted mirror image  
thereof; and,

FIG. 12 is a bottom view of the tile mosaic of FIG. 10, the  
top view being a left-to-right inverted mirror image thereof.

**1 Claim, 4 Drawing Sheets**

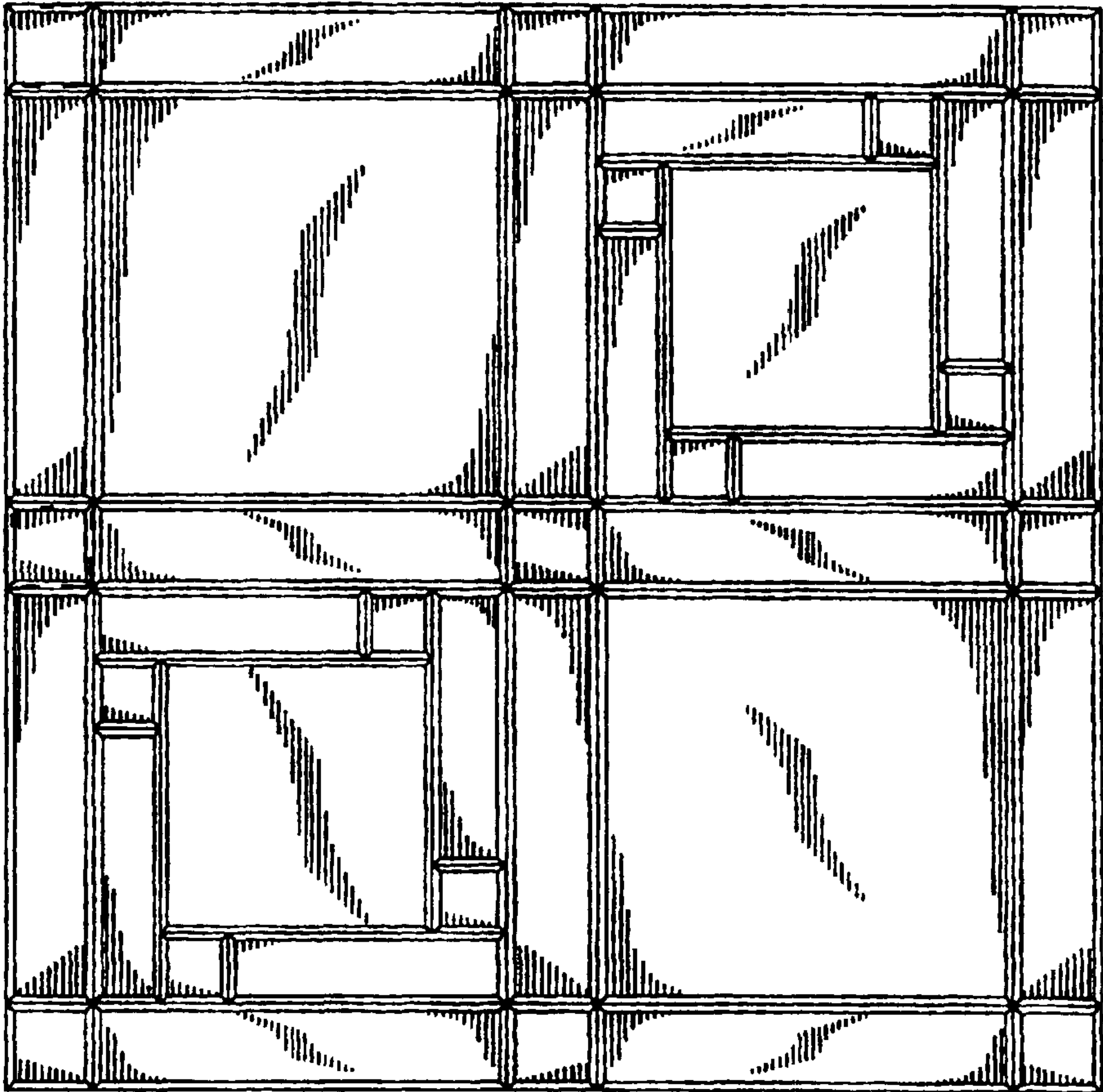


Fig. 1



Fig. 2




Fig. 3




Fig. 4



Fig. 5




Fig. 6

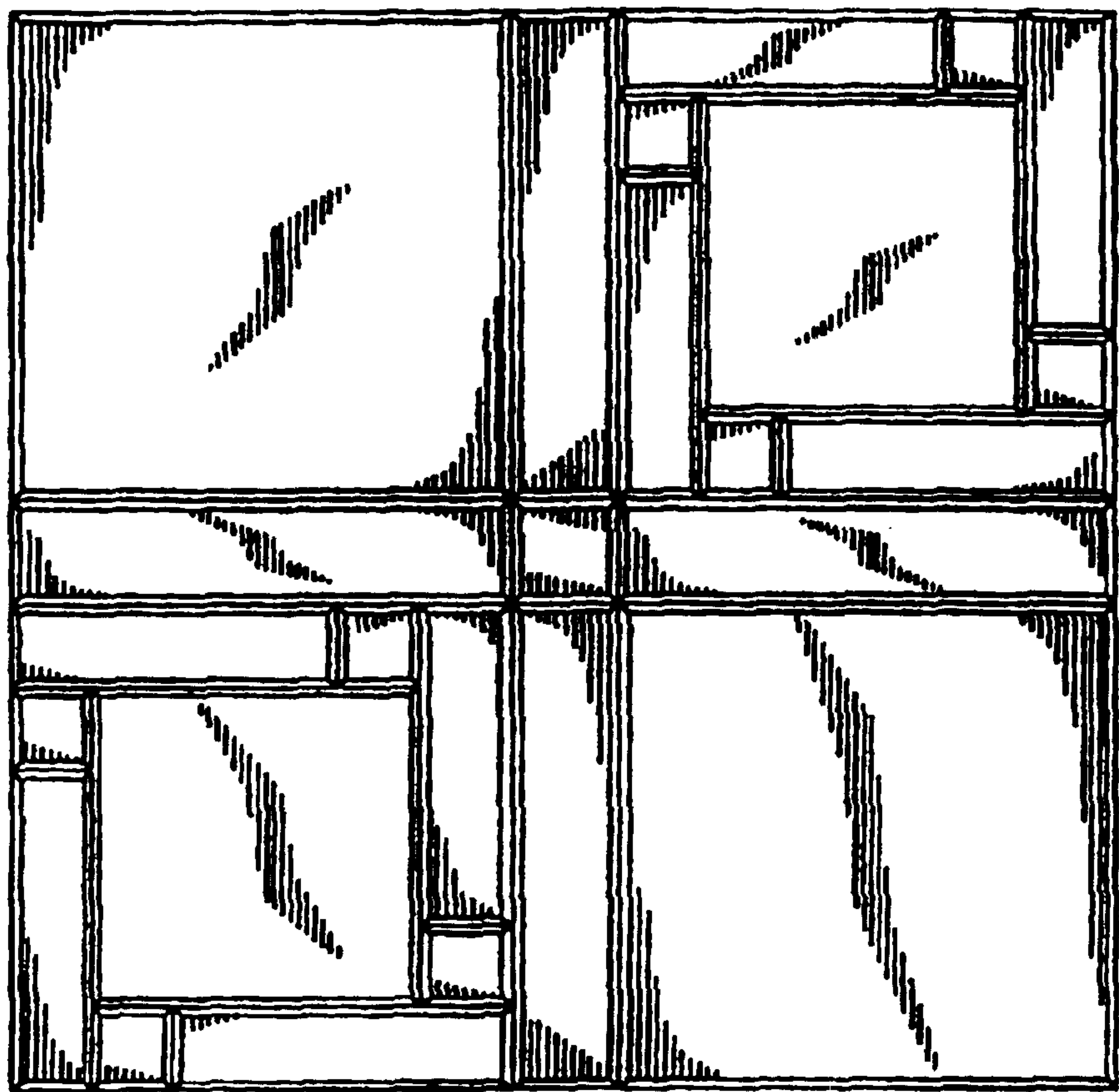


Fig. 7



Fig. 8

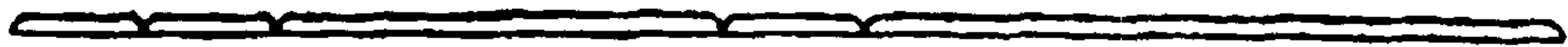


Fig. 9






Fig. 10



Fig. 11



Fig. 12