

US00D499195S

(12) **United States Design Patent** (10) **Patent No.:** **US D499,195 S**  
**Winig et al.** (45) **Date of Patent:** **\*\* Nov. 30, 2004**

(54) **PEGBOARD**

(75) Inventors: **Alan Winig**, Wynnewood, PA (US);  
**Richard Winig**, Villanova, PA (US);  
**James Eldon**, Barto, PA (US); **Lea Bogdan**, Philadelphia, PA (US)

(73) Assignee: **Eye Designs LLC**, Collegetown, PA (US)

(\*\*) Term: **14 Years**

(21) Appl. No.: **29/190,458**

(22) Filed: **Sep. 17, 2003**

(51) **LOC (7) Cl.** ..... **25-01**

(52) **U.S. Cl.** ..... **D25/152**

(58) **Field of Search** ..... D25/58, 138, 153,  
D25/156, 152, 155; 211/87.01, 90.04; 248/220.31;  
D6/566, 571, 572

(56) **References Cited**

**U.S. PATENT DOCUMENTS**

D103,817 S	*	3/1937	Fitzgerald	.....	D25/155
3,195,846 A		7/1965	Dahlhauser		
3,306,564 A		2/1967	Nickel		
3,322,287 A		5/1967	Ragir		
3,452,959 A		7/1969	Ishikawa		
3,844,231 A		10/1974	Peacock		
3,853,293 A		12/1974	Larson		
4,325,484 A		4/1982	Berry		
4,441,619 A		4/1984	Gibitz		
4,516,681 A		5/1985	Jahel		
4,619,428 A		10/1986	Bailey		

4,632,256 A	12/1986	Gambello	
4,762,299 A	8/1988	Langelier	
4,932,538 A	6/1990	Gambello	
D328,065 S	* 7/1992	Nezu	..... D25/155
5,231,779 A	8/1993	Valiulis et al.	
D371,447 S	* 7/1996	Williams	..... D25/152
5,673,803 A	10/1997	Burback	
5,855,274 A	1/1999	Piao	
5,927,517 A	7/1999	Lipman et al.	
6,070,747 A	6/2000	Shea	
6,349,909 B1	2/2002	Zarrow et al.	
D455,221 S	4/2002	Smith	
6,405,984 B1	6/2002	Simons et al.	
6,481,584 B1	11/2002	Cantley	
6,581,788 B1	6/2003	Winig et al.	
6,612,527 B1	9/2003	Nagel	

\* cited by examiner

*Primary Examiner*—Doris Clark

(74) *Attorney, Agent, or Firm*—Duane Morris LLP

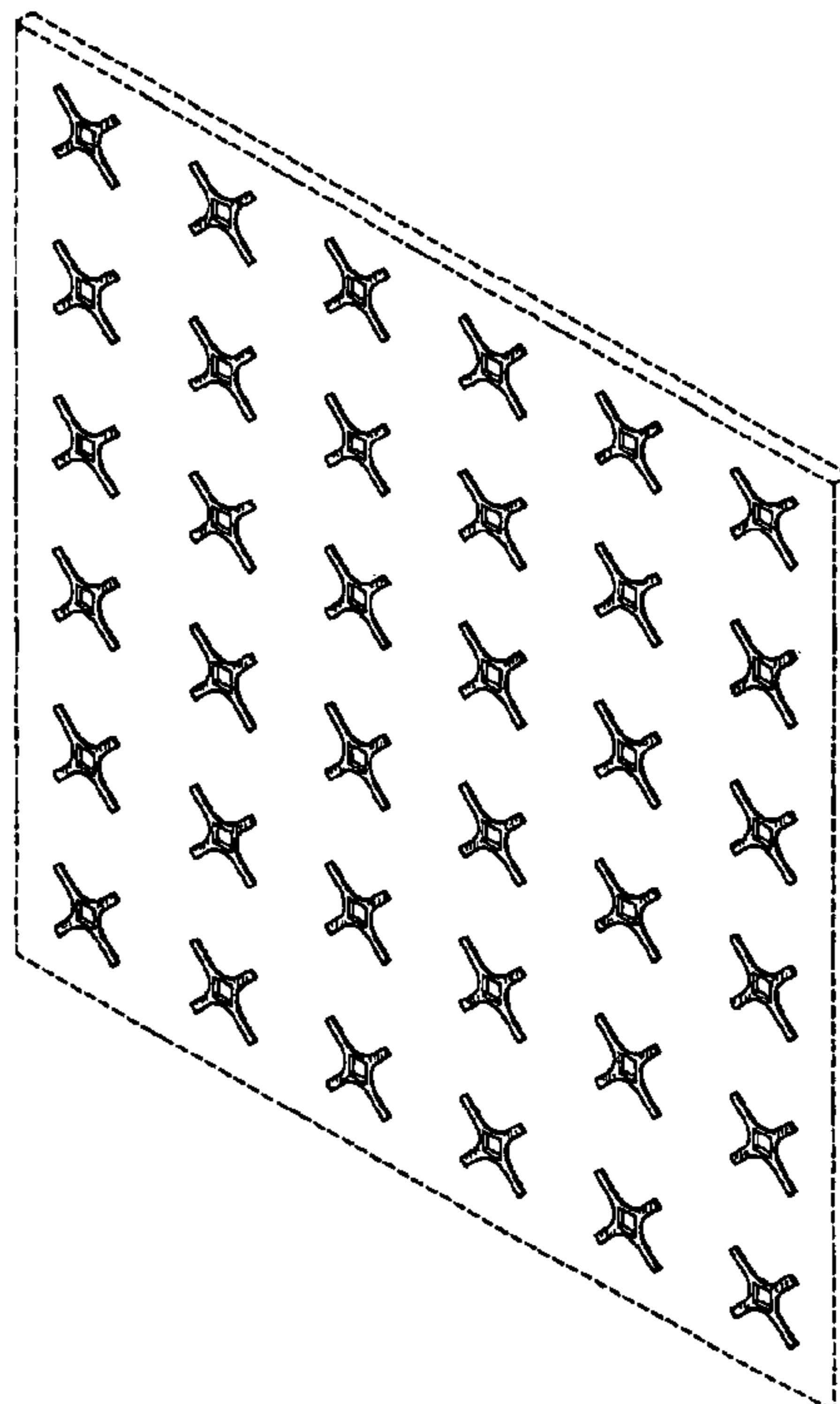
(57) **CLAIM**

The ornamental design for a pegboard, as shown and described.

**DESCRIPTION**

FIG. 1 is a perspective view of the pegboard according to the invention;  
FIG. 2 is a front view of the pegboard;  
FIG. 3 is a top view of the pegboard; and,  
FIG. 4 is a side view of the pegboard.  
The broken line showing of structure is for illustrative purposes only and forms no part of the claimed design.

**1 Claim, 3 Drawing Sheets**



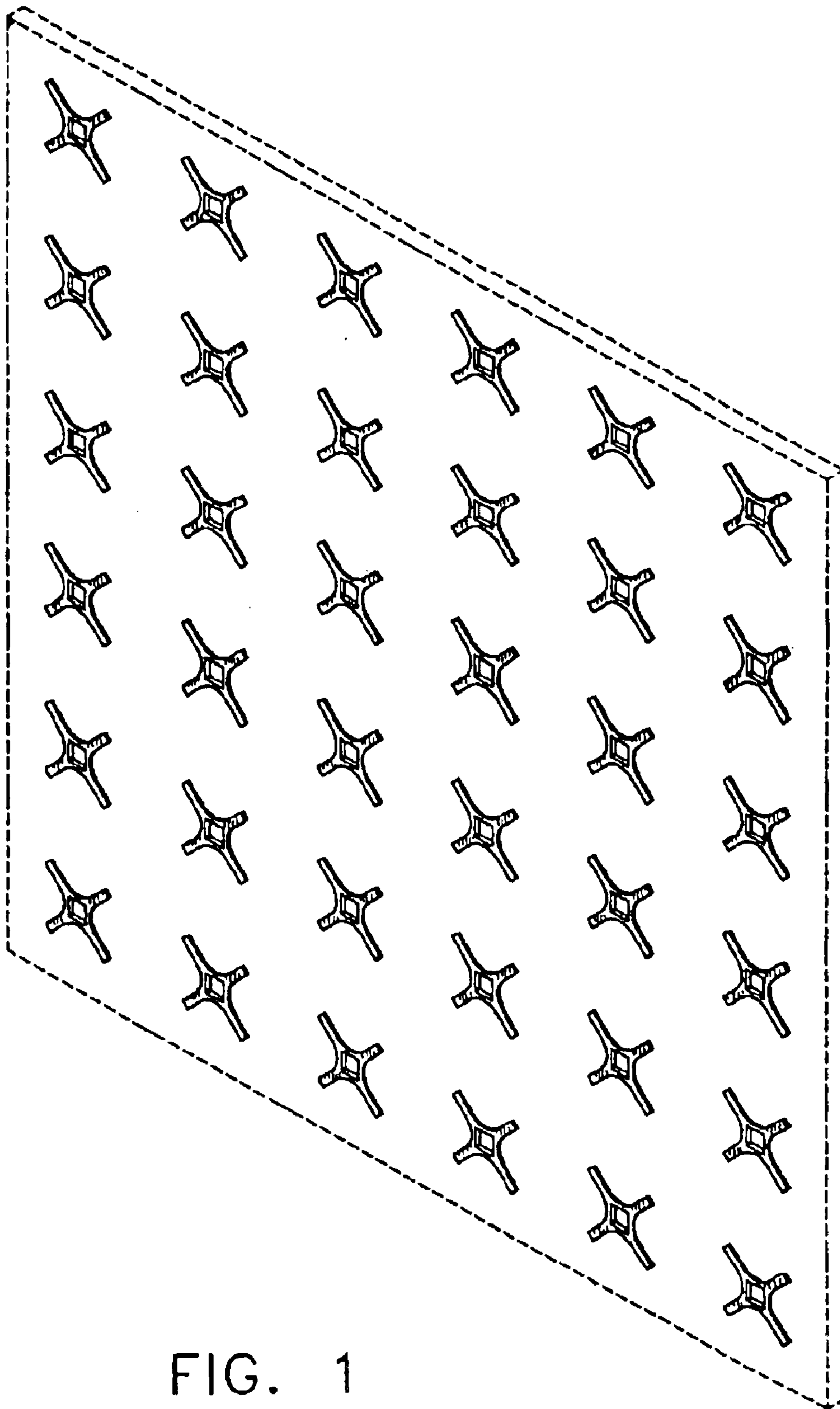


FIG. 1

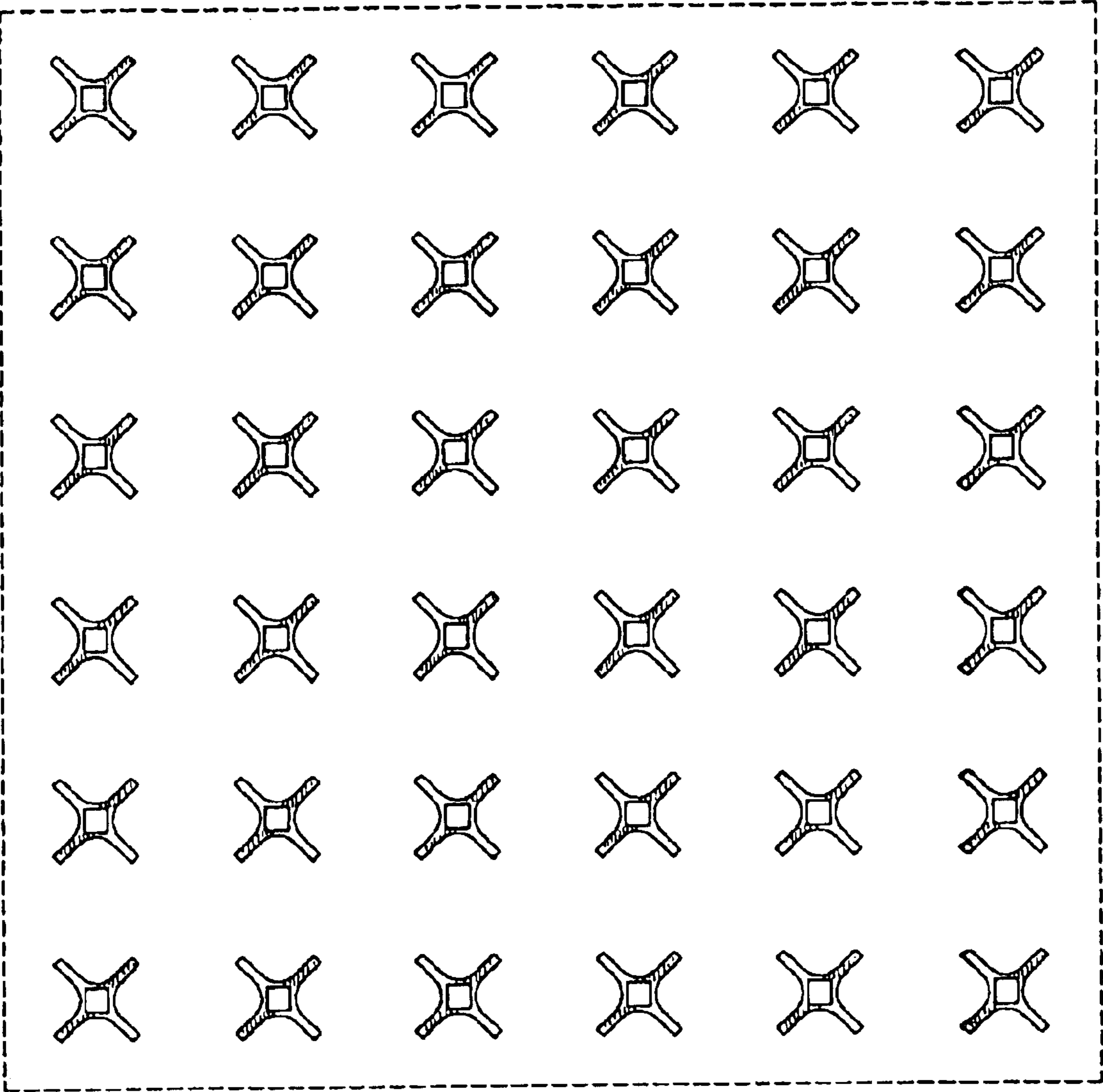


FIG. 2

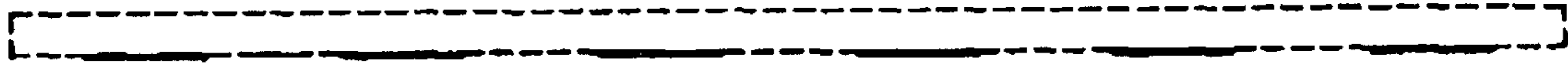


FIG. 3

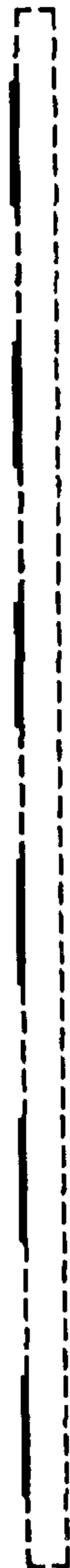


FIG. 4