

US00D499193S

(12) **United States Design Patent** (10) **Patent No.:** **US D499,193 S**
Glatz (45) **Date of Patent:** **** Nov. 30, 2004**

(54) **WALL BASE WITH UPPER NODULE AND CURVE**

(75) Inventor: **Jerald Glatz**, Garrettsville, OH (US)

(73) Assignee: **Duramax, Inc.**, Middlefield, OH (US)

(**) Term: **14 Years**

(21) Appl. No.: **29/190,390**

(22) Filed: **Sep. 19, 2003**

(51) **LOC (7) Cl.** **25-01**

(52) **U.S. Cl.** **D25/136**

(58) **Field of Search** D25/136, 55, 138;
52/287.1, 288.1, 718.01, 718.04, 718.05,
718.06, 716.1, 717.01; 248/345.1

(56) **References Cited**

U.S. PATENT DOCUMENTS

4,201,359	A	*	5/1980	Baslow	248/345.1
D416,632	S	*	11/1999	Pelosi, Jr.	D25/136
D474,548	S		5/2003	Glatz		
D481,137	S		10/2003	Glatz		
D483,881	S		12/2003	Glatz		
D483,882	S		12/2003	Glatz		
D483,883	S		12/2003	Glatz		
D483,884	S		12/2003	Glatz		
D484,253	S		12/2003	Glatz		
D484,254	S		12/2003	Glatz		

FOREIGN PATENT DOCUMENTS

DE	402 08 796	1/2003
GB	300183	10/2002

OTHER PUBLICATIONS

“Duramax, Inc.—Johnsonite Product Catalog; 2001,” p. 30 depicting “Rubber Wall Base”.

“Duramax, Inc.—Johnsonite Product Catalog; 2001,” p. 32 depicting “Vinyl Wall Base”.

“Duramax, Inc.—Johnsonite Product Advertisement,” depicting Millwork™ wall base.

* cited by examiner

Primary Examiner—Doris Clark

(74) *Attorney, Agent, or Firm*—D. Peter Hochberg; Sean Mellino; Katherine R. Vieyra

(57) **CLAIM**

The ornamental design for a wall base with upper nodule and curve, as shown and described.

DESCRIPTION

FIG. 1 is a perspective view of a wall base with upper nodule and curve embodying this invention;

FIG. 2 is a top view of the wall base with upper nodule and curve shown in FIG. 1;

FIG. 3 is a front elevation view of the wall base with upper nodule and curve shown in FIG. 1;

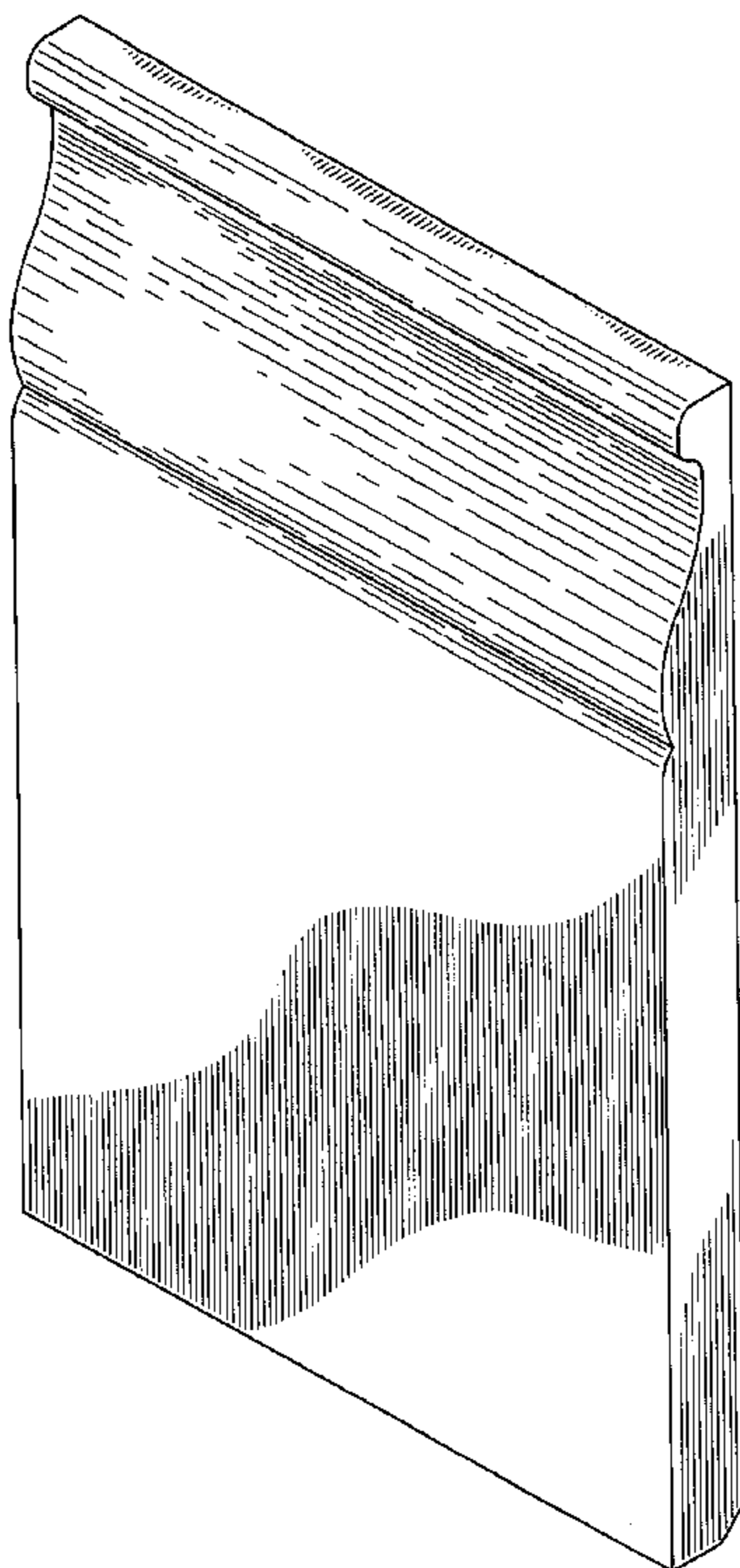
FIG. 4 is a right side elevation view of the wall base with upper nodule and curve shown in FIG. 1;

FIG. 5 is a rear elevation view of the wall base with upper nodule and curve shown in FIG. 1;

FIG. 6 is a left side elevation view of the wall base with upper nodule and curve shown in FIG. 1; and,

FIG. 7 is a bottom view of the wall base with upper nodule and curve shown in FIG. 1.

1 Claim, 3 Drawing Sheets



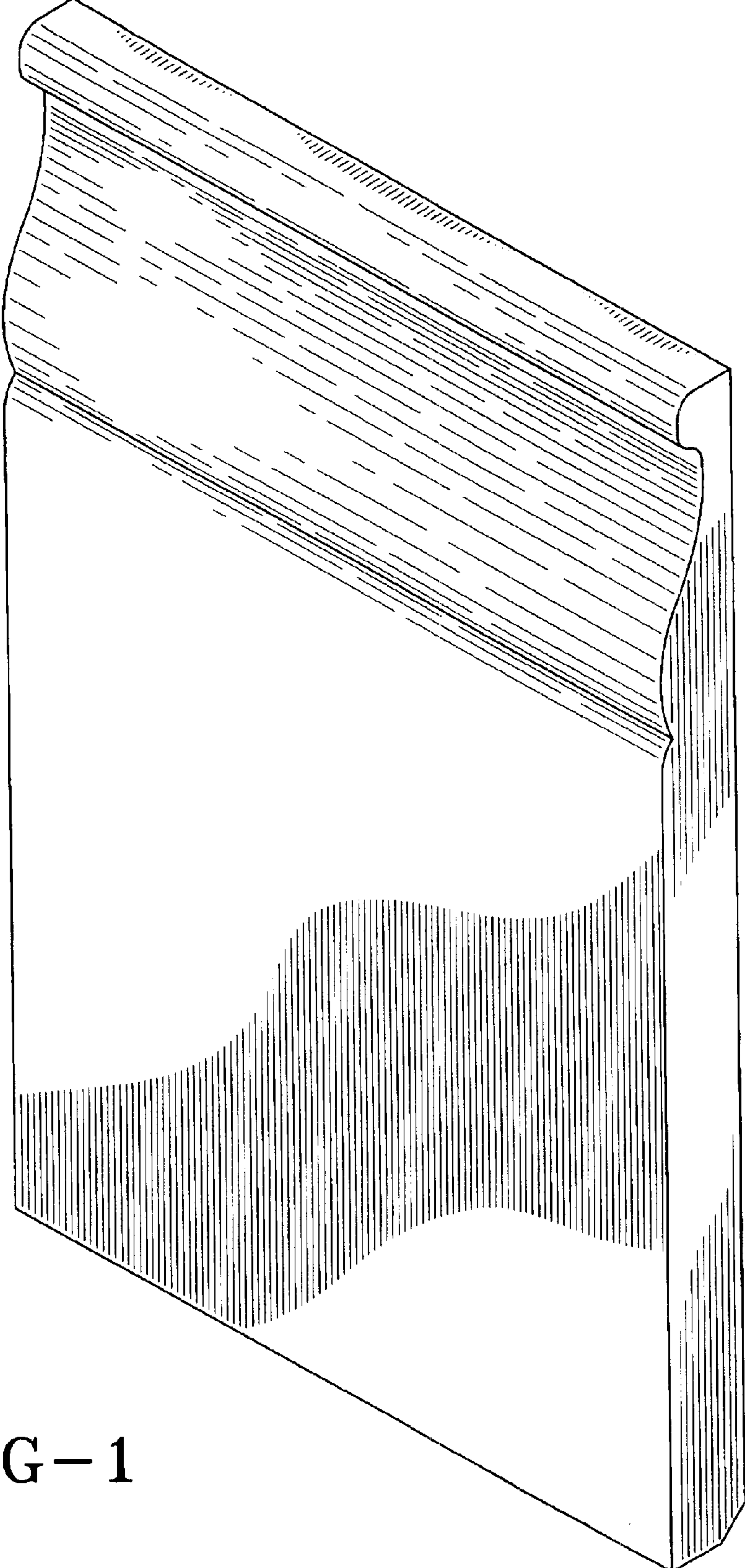


FIG-1



FIG-2




FIG-3



FIG-4




FIG-5



FIG-6




FIG-7