

US00D499190S

(12) **United States Design Patent**
Garelick et al.

(10) **Patent No.: US D499,190 S**
(45) **Date of Patent: ** Nov. 30, 2004**

(54) **DOCK OR PONTOON LADDER**

D424,706 S * 5/2000 Cholley D25/64
6,158,549 A * 12/2000 Hartman, Jr. 182/45

(75) Inventors: **Richard J. Garelick**, Minneapolis, MN (US); **Charles J. Hauck**, Inver Grove Heights, MN (US); **Matthew J. Welsch**, St. Paul, MN (US)

* cited by examiner

Primary Examiner—Doris Clark
(74) *Attorney, Agent, or Firm*—Jacobson and Johnson

(73) Assignee: **Garelick Mfg. Co.**, St. Paul Park, MN (US)

(57) **CLAIM**

The ornamental design for a dock or pontoon ladder, as shown.

(**) Term: **14 Years**

(21) Appl. No.: **29/191,824**

DESCRIPTION

(22) Filed: **Oct. 14, 2003**

FIG. 1 is a perspective view of a dock or pontoon ladder, showing our design;

(51) **LOC (7) Cl.** **25-04**

FIG. 2 is a right side elevation view;

(52) **U.S. Cl.** **D25/64**

FIG. 3 is a front elevation view;

(58) **Field of Search** D25/64; 182/180.1, 182/194, 200, 206, 82, 94

FIG. 4 is a back elevation view;

FIG. 5 is a top view; and,

FIG. 6 is a bottom view.

The left side is a mirror image of the right side.

(56) **References Cited**

U.S. PATENT DOCUMENTS

D181,617 S * 12/1957 Allison D25/64

1 Claim, 3 Drawing Sheets




Fig.-1




Fig.-2

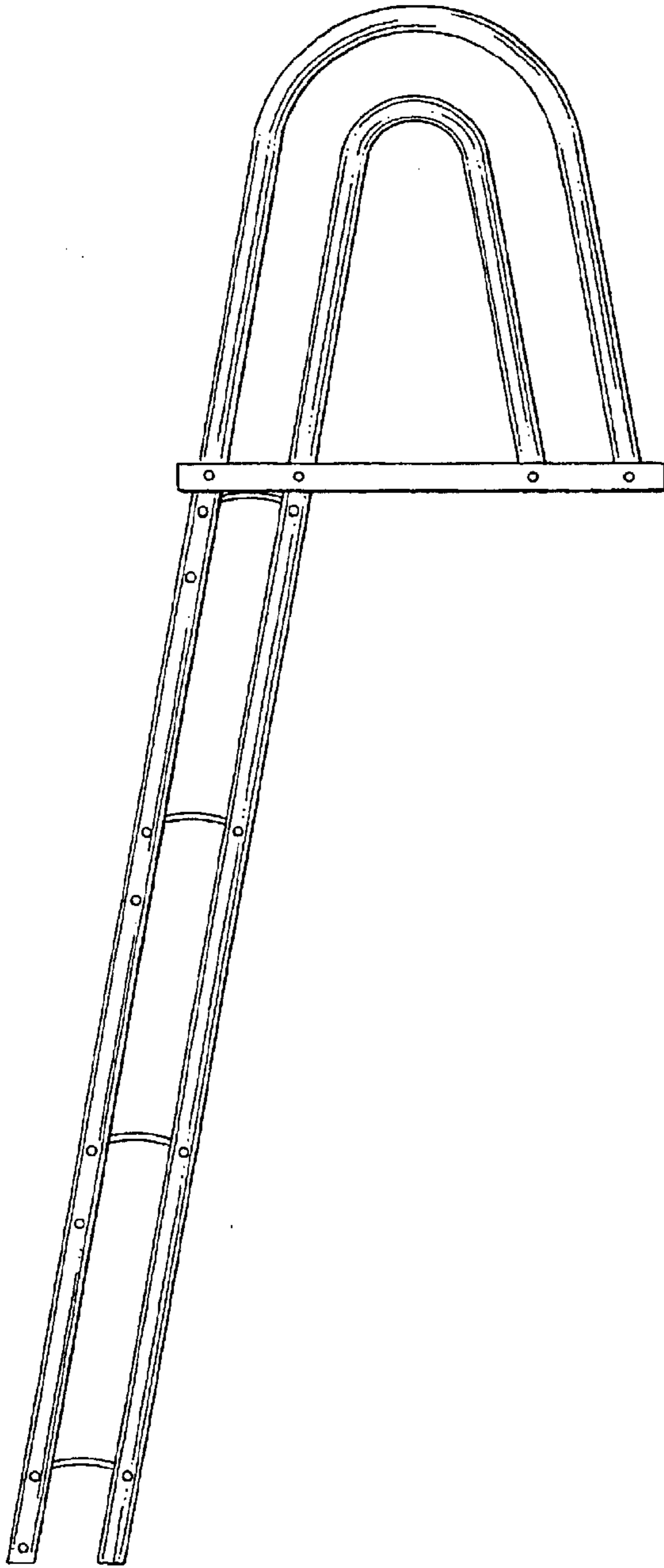


Fig.-3




Fig.-4




Fig.-5




Fig.-6

