



US00D499178S

(12) **United States Design Patent** (10) **Patent No.:** **US D499,178 S**
Rumens (45) **Date of Patent:** **** Nov. 30, 2004**

(54) **FIREPLACE FRAME**

(75) Inventor: **Kurt W. F. Rumens**, Kirkland, WA (US)

(73) Assignee: **Travis Industries, Inc.**, Mukilteo, WA (US)

(**) Term: **14 Years**

(21) Appl. No.: **29/202,497**

(22) Filed: **Mar. 31, 2004**

Related U.S. Application Data

(62) Division of application No. 29/179,641, filed on Apr. 11, 2003, now Pat. No. Des. 489,807.

(51) **LOC (7) Cl.** **23-03**

(52) **U.S. Cl.** **D23/404**

(58) **Field of Search** D23/386, 398, D23/403-406, 499; 52/36.3; 126/500, 520, 544; 16/DIG. 11; D25/60

(56) **References Cited**

U.S. PATENT DOCUMENTS

D27,157 S	*	6/1897	Camenisch	D23/405
D32,539 S	*	4/1900	Campbell	D23/405
D80,975 S	*	4/1930	Sloss	D23/345
D178,132 S	*	6/1956	Love	D23/406
3,778,945 A	*	12/1973	Medow	D25/60
D431,646 S	*	10/2000	Mattarelli	D23/404
D465,023 S	*	10/2002	Caldwell	D23/404

OTHER PUBLICATIONS

Waterford Gas and Wood Catalog, pp. 1-5, 8, and 9.
Berkshire™ Cast Iron & Stone Gas Stoves Catalog, Copyright 2001, pp. 6 and 7.
Regency Fireplace Products Home Page, Jan. 18, 2002 (1 page) <http://www.regency-fire.com/>.
Regency Fireplace Products Brochure, "What's New for 2002" (1 page).
Fireplace Xtordinair™, Direct Vent Gas Fireplaces, Product Brochure, Copyright 1997 (6 pages).

Better Homes and Gardens Special Interest Publications, Building Ideas for Your New Home, Winter 1995, pp. 86-91.

Better Homes and Gardens Special Interest Publications, Home Products Guide, Fall/Winter 1999, pp. 70-77.

Hearth & Home, A Publication of Village West Publishing, Feb. 2002, pp. 13, 25, 33-35 and 45.

HearthWarming, A Guide to Hearth Products, A Publication of Village West Publishing, Copyright 1997, pp. 13 and un-numbered.

HearthWarming, A Guide to Hearth Products, A Publication of Village West Publishing, Copyright 1998, pp. 26 and un-numbered.

Log Home Living, Sep. 2000, p. 63.

Northwest Home Comfort, 200/2001, p. 25.

HearthWarming, A Guide to Hearth Products, Hearth & Home Fireside, Copyright 2001, p. 21.

* cited by examiner

Primary Examiner—Robert A Delehanty

(74) *Attorney, Agent, or Firm*—Perkins Coie LLP

(57) **CLAIM**

The ornamental design for the fireplace frame, as shown and described.

DESCRIPTION

FIG. 1 is an isometric view of one embodiment of the fireplace frame showing our new design.

FIG. 2 is a front elevational view of the embodiment.

FIG. 3 is a rear elevational view of the embodiment.

FIG. 4 is a right-side elevational view of the embodiment.

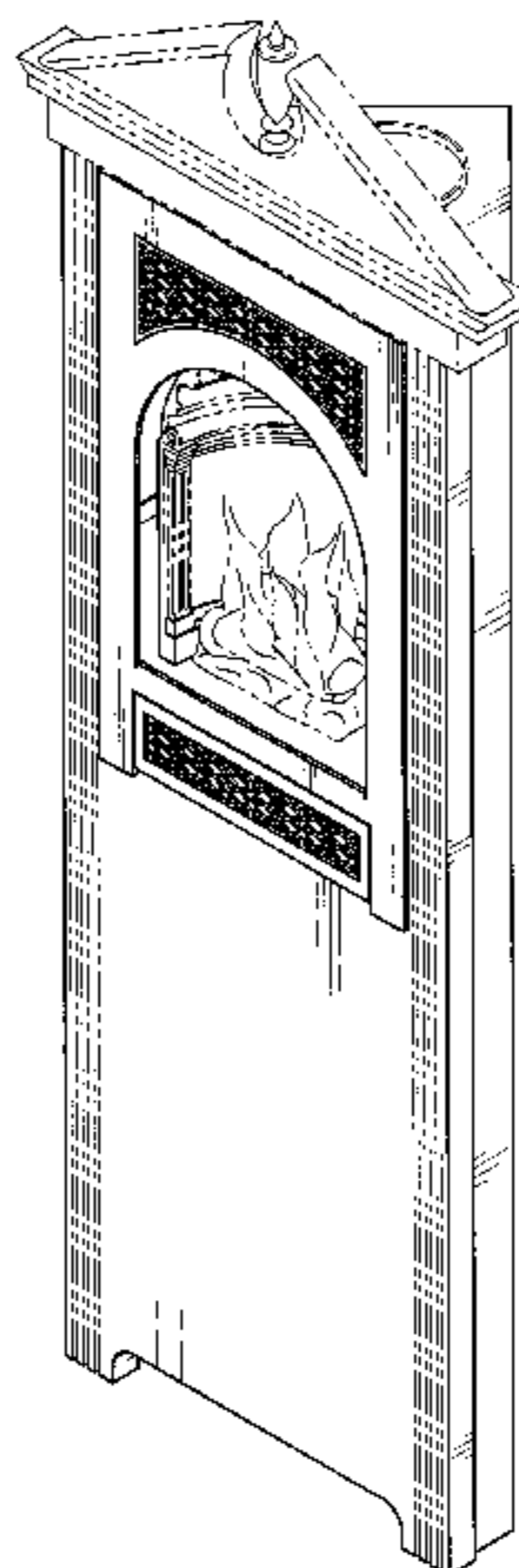
The left-side elevational view of the embodiment is substantially the same as the right-side elevational view.

FIG. 5 is a top plan view of the embodiment; and,

FIG. 6 is a bottom plan view of the embodiment.

The broken line showing of portions of the fireplace frame is for illustrative purposes only and forms no part of the claimed design.

1 Claim, 3 Drawing Sheets



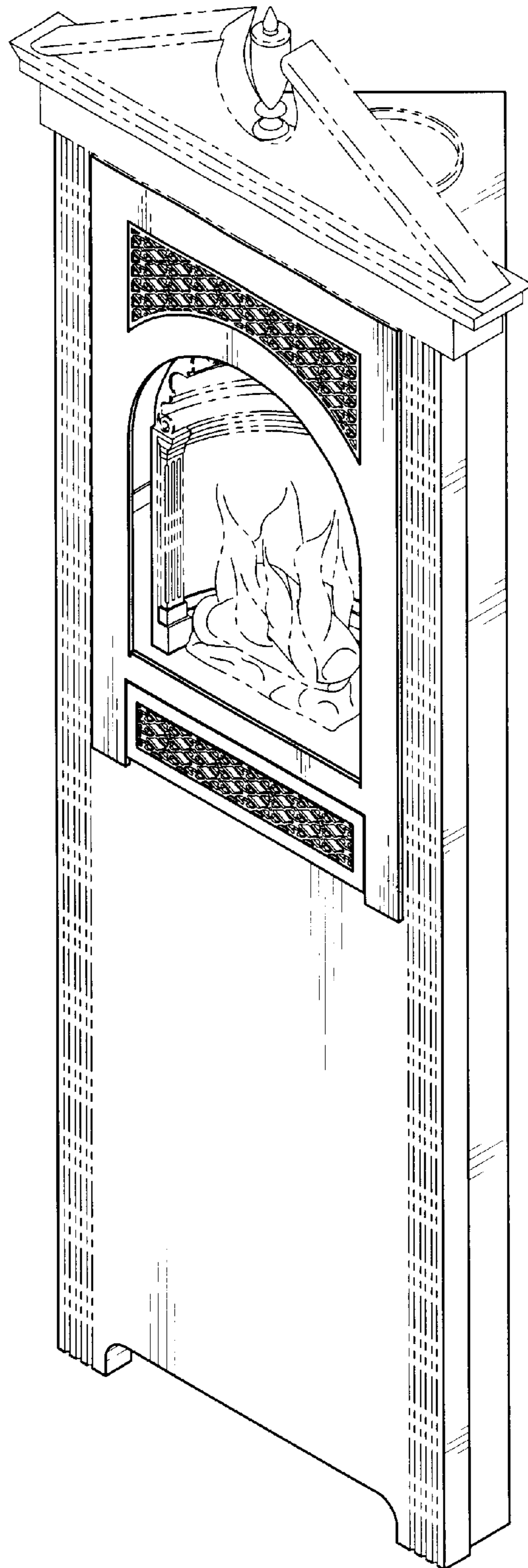


Fig. 1




Fig. 2




Fig. 3




Fig. 4

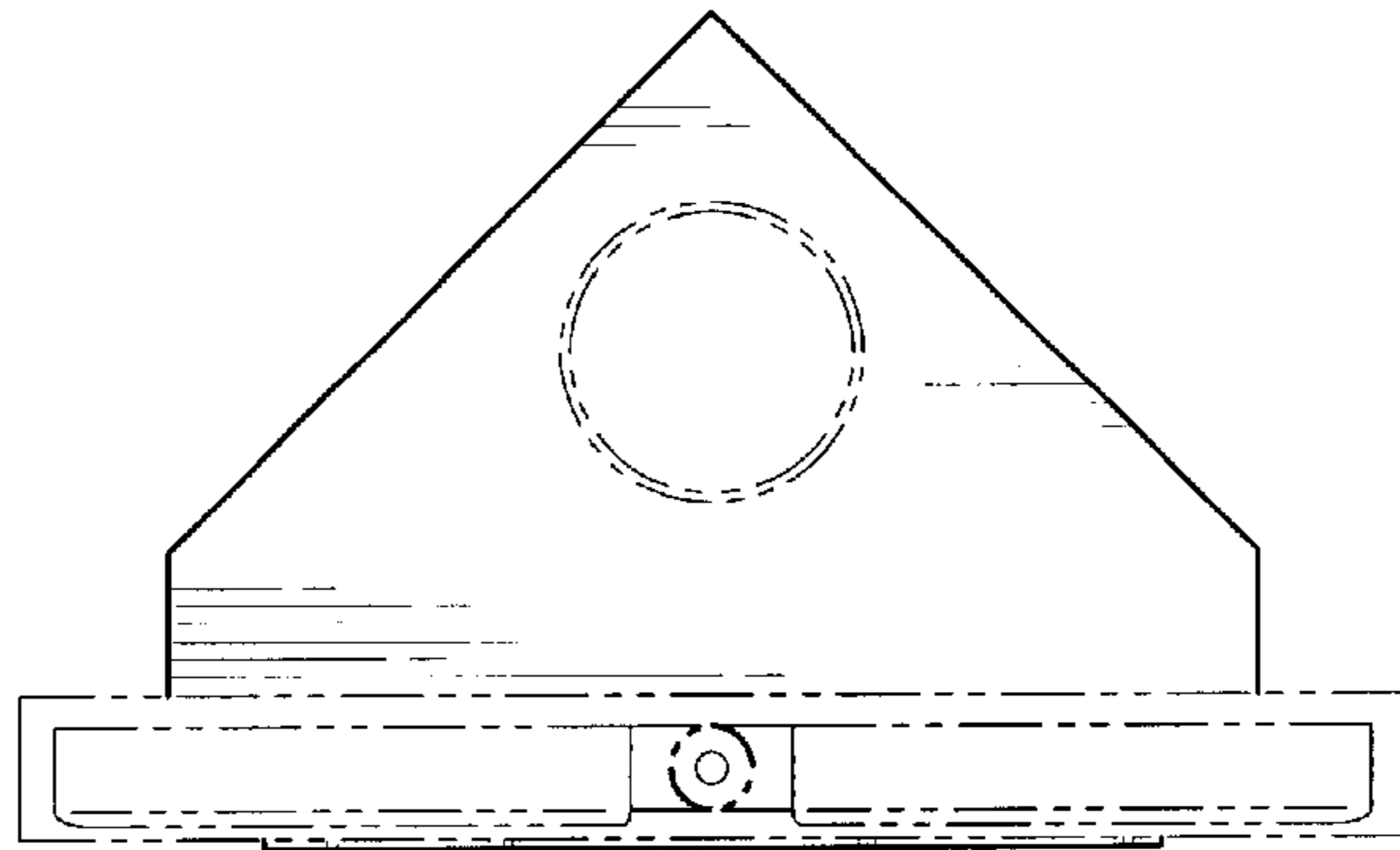


Fig. 5

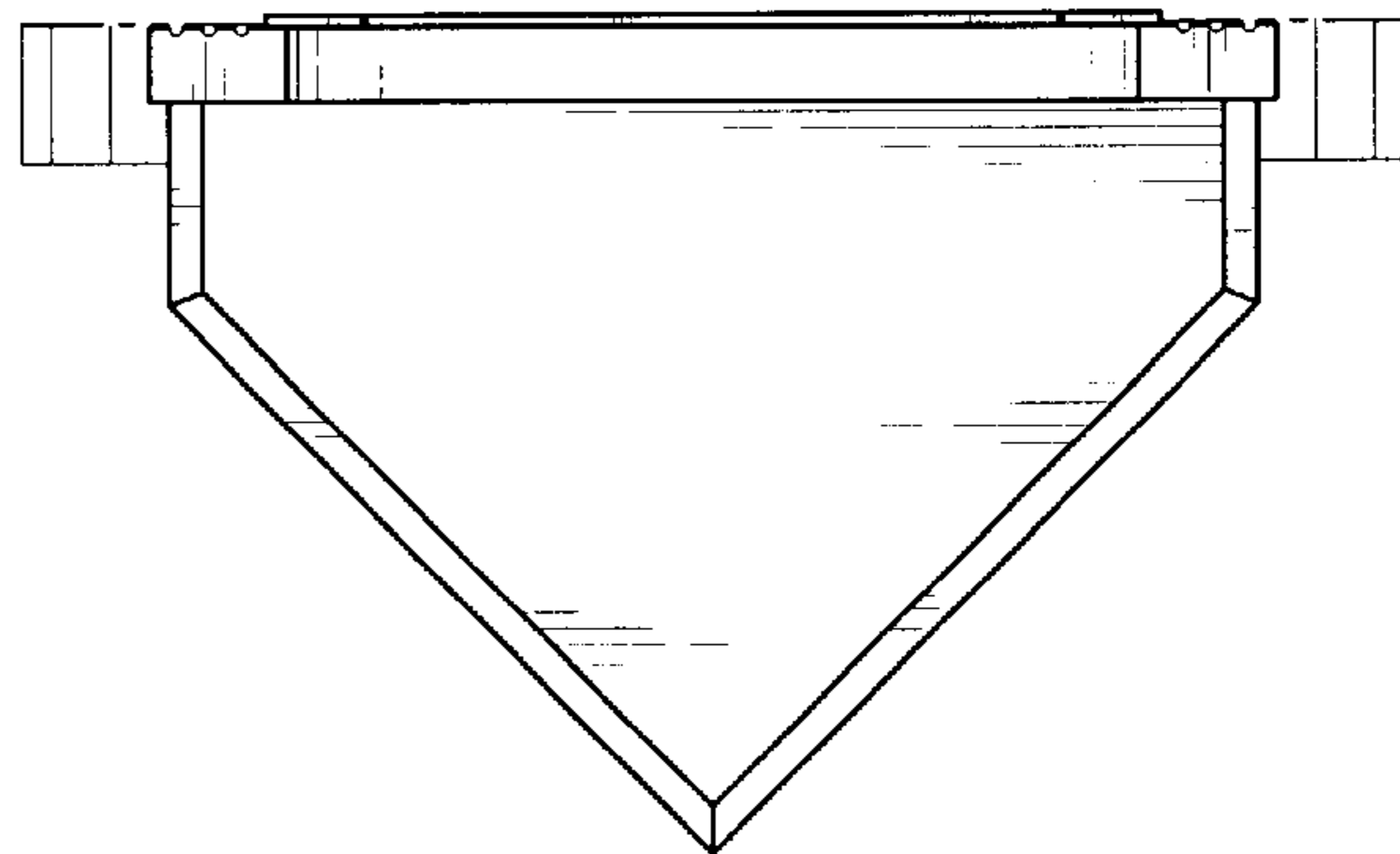


Fig. 6